



SCHÜTZE & KONTAKTE



INDEX

page

PART 1: CONTACTORS





used for:

| | |
|---|-----|
| ALBRIGHT | .4 |
| AMEISE-JUNGHEINRICH | .36 |
| AMETEK | .38 |
| BALKANCAR | .44 |
| BOSCH | .45 |
| BOSCH solenoids | .45 |
| CABLEFORM | .52 |
| ESSEX / WHITE-RODGERS solenoids | .47 |
| FIAT / OM-PIMESPO | .37 |
| GENERAL ELECTRIC | .54 |
| HARDELLET | .59 |
| HB | .38 |
| HITACHI | .65 |
| JAPANESE | .61 |
| KISSLING solenoids | .46 |
| KYORITSU KEIKI | .62 |
| LANSING | .36 |
| LINDE | .36 |
| MEIDEN | .61 |
| NYK-NICHIYU | .64 |
| PRESTOLITE | .38 |
| RAVIOLI solenoids - equivalent to BOSCH | .47 |
| SCHALTBAU | .67 |
| STILL | .36 |
| TELEMECANIQUE or AMELEC | .70 |
| TOYOTA solenoids | .49 |
| UNELEC | .72 |
| UNIVERSAL SMALL SIZE solenoids | .50 |
| UNIVERSAL solenoids - equivalent to BOSCH | .48 |

PART 2: CONTACTS & CONTACT KITS

| | |
|---|------|
| • Technische fiche contact contactor | .74 |
| • Fiche technique contact de contacteur | .76 |
| • Technical detail contact contactor | .78 |
| • Technische Daten Relaiskontakte | .80 |
| • Technische fiche contact kit contactor | .82 |
| • Fiche technique kit contact de contacteur | .83 |
| • Technical detail contact kit contactor | .84 |
| • Technische Daten Satz Relaiskontakte | .85 |
| • Index: contactor makes | .242 |
| • Page index | .243 |
| • Index: forklift truck makes | .244 |

• CONTACTS & CONTACT KITS used for:

| | |
|---|------------------|
|  | ALBRIGHT |
|  | CABLEFORM |
|  | GENERAL ELECTRIC |
|  | HARDELLET |
|  | PRESTOLITE |
|  | AMERICAN |
|  | SPECIAL FRENCH |
|  | SPECIAL GERMAN |
|  | JAPANESE |
|  | OTHER MAKES |



INDEX

page

PART 3: EMERGENCY STOPS & BUTTONS

- Technische fiche NOODSTOPSCHAKELAAR HOOG VERMOGEN208
- Fiche technique ARRET D'URGENCE HAUTE PUISSANCE211
- Technical detail EMERGENCY STOP SWITCH HIGH CAPACITY214
- Technische Daten NOTSTOPSCHALTER HOHE LEISTUNG217

- EMERGENCY STOPS used for:
 - ALBRIGHT220
 - AMETEK226
 - ANDERSON226
 - ELEKTROSISTEM.227
 - HARDELLET228
 - KISSLING228
 - PRESTOLITE229
 - REMA229
 - SCHALTBAU231


- Technische fiche KNOP NOODSTOP234
- Fiche technique BOUTON D'ARRET D'URGENCE235
- Technical detail EMERGENCY STOP BUTTON236
- Technische Daten NOTSTOPTASTE237

- EMERGENCY STOP BUTTONS used for:
 - ALBRIGHT238
 - ELEKTROSISTEM.238
 - HARDELLET238
 - KISSLING239
 - PRESTOLITE239
 - REMA239
 - SCHALTBAU239



Part: 1

CONTACTORS





used for: **ALBRIGHT - old series**

SW62/SW160 - SINGLE POLE - 100A CONTINUOUS



| VOLTAGE | REMARK | CONTACTOR |
|--|--------|-------------------------------|
| 12 V | INT | REF 107TA1225 |
| 16 V | CONT | REF 106TA1500 |
| 24 V | INT | REF 106TA1501 |
| 24 V | CONT | REF 106TA1502 |
| 36 V | INT | REF 106TA1503 |
| 36 V | INT | IMPREGNATED COIL |
| 36 V | PO | 90 OHMS |
| 36 V | CONT | 140 OHMS |
| 45 V | | REF 106TA1507 |
| 48 V | INT | REF 106TA1508 |
| 72 V | | REF 106TA1509 |
| 80 V | | REF 106TA1510 |
| 200 V | CONT | IMPREGNATED COIL |
| 200 V | | REF 111TA3499 |
| CONTACT KIT: REF 105TA4716 | | |



SW117 - SINGLE POLE - WITH AUX CONTACTS - 100A CONTINUOUS



| VOLTAGE | REMARK | CONTACTOR |
|---------|--------|-------------------------------|
| 24 V | | REF 106TA1617 |
| 48 V | | REF 107TA1272 |
| | | |
| | | |
| | | |
| | | |

SW89 - SINGLE POLE - NORMAL OPEN / REPLACED BY SW200

| | | |
|--|--|--|
| CONTACT KIT: REF 106TA1961 | | |
| | | |
| | | |
| | | |
| | | |



SW65 - CHANGE OVER - 100A CONTINUOUS



| VOLTAGE | REMARK | CONTACTOR |
|--|--------|-------------------------------|
| 12 V | CONT | REF 106TA1511 |
| 24 V | INT | REF 106TA1512 |
| 48 V | | REF 107TA1226 |
| CONTACT KIT: REF 108TA8027 | | |
| | | |
| | | |



used for: **ALBRIGHT - series SW60 - 80A**

SW60 - SINGLE POLE - NORMAL OPEN - 80A



| VOLTAGE | REMARK | CONTACTOR |
|---------|--------|-------------------------------|
| 12 V | | PROTECTED VERSION |
| 12 V | | REF 138TA8273 |
| 12 V | | REF 138TA8274 |
| 24 V | | PROTECTED VERSION |
| 24 V | | REF 138TA8275 |
| 24 V | CONT | REF 138TA8276 |
| 36 V | INT | REF 138TA8281 |
| 48 V | CONT | REF 138TA8277 |
| 65 V | INT | REF 138TA8278 |
| 80 V | CONT | REF 138TA8279 |
| 96 V | | REF 138TA8280 |



SW61 - SINGLE POLE - CHANGE OVER - 80A



| VOLTAGE | REMARK | CONTACTOR |
|---------|--------|-------------------------------|
| 12 V | | REF 138TA8269 |
| 24 V | | REF 138TA8270 |
| 48 V | INT | REF 138TA8271 |
| 65 V | INT | REF 138TA8272 |
| | | |
| | | |

SW64 - PAIRED SINGLE POLE - ON/OFF CONTACTOR



| VOLTAGE | REMARK | CONTACTOR |
|---------|-------------------|-------------------------------|
| 24 V | WITH AUX CONTACTS | REF 138TA8264 |
| 72 V | | REF 138TA8265 |
| | | |
| | | |

SW66 - PAIRED SINGLE POLE - CHANGE OVER CONTACTOR



| VOLTAGE | REMARK | CONTACTOR |
|---------|--------|-------------------------------|
| 24 V | CONT | REF 138TA8266 |
| 48 V | CONT | REF 138TA8267 |
| 96 V | | REF 138TA8268 |
| | | |
| | | |

used for: **ALBRIGHT** - series **SU60 - 100A**

SU60 - HEAVY DUTY DC CONTACTOR - 100A



| VOLTAGE | REMARK | CONTACTOR |
|---------|--------|-------------------------------|
| 12 V | | REF 138TA8250 |
| 24 V | CONT | REF 138TA8251 |
| 48 V | | REF 138TA8261 |
| | | |
| | | |

used for: **ALBRIGHT** - series **SW80 - 100A**

SW80 - SINGLE POLE - NORMAL OPEN - 100A



| VOLTAGE | REMARK | CONTACTOR |
|---------|-----------------|-------------------------------|
| 12 V | INT | REF 106TA1516 |
| 12 V | CONT | REF 106TA1517 |
| 24 V | INT | REF 107TA1227 |
| 24 V | INT AUX. SWITCH | REF 111TA3501 |
| 24 V | CONT | REF 106TA1521 |
| 36 V | INT | REF 106TA1523 |
| 36 V | CONT | REF 107TA1229 |

CONTACT KIT: REF [103TA1545](#)



SW80B - SINGLE POLE - NORMAL OPEN - 100A



| VOLTAGE | REMARK | CONTACTOR |
|---------|------------------|-------------------------------|
| 48 V | INT | REF 107TA1236 |
| 48 V | CONT | REF 106TA1544 |
| 48 V | CONT AUX. SWITCH | REF 106TA1552 |
| 72 V | INT | REF 106TA1899 |
| 72 V | CONT | REF 107TA1239 |
| 80 V | INT | REF 107TA1243 |
| 80 V | CONT | REF 107TA1241 |

CONTACT KIT: REF [103TA1545](#)





SW80-L - SINGLE POLE - NORMAL OPEN - 100A



| VOLTAGE | REMARK | CONTACTOR |
|--|--------|-------------------------------|
| 6 V | INT | REF 111TA3502 |
| 24 V | INT | REF 107TA1244 |
| 24 V | CONT | REF 107TA1246 |
| CONTACT KIT: REF 106TA1965 | | |



SW80B-L - SINGLE POLE - NORMAL OPEN - 100A



| VOLTAGE | REMARK | CONTACTOR |
|--|------------------------|-------------------------------|
| 48 V | INT SPEC. JUNGHEINRICH | REF 107TA1248 |
| 48 V | CONT | REF 107TA1249 |
| CONTACT KIT: REF 106TA1965 | | |



SW82 - DOUBLE POLE - NORMAL OPEN - 100A




| VOLTAGE | REMARK | CONTACTOR |
|--|--------|-------------------------------|
| 12 V | CONT | REF 106TA1566 |
| 24 V | INT | REF 107TA1255 |
| 48 V | INT | REF 107TA1256 |
| 48 V | CONT | REF 106TA1570 |
| 72 V | CONT | REF 106TA1571 |
| CONTACT KIT: REF 106TA1966 | | |



SW82-L - DOUBLE POLE - NORMAL OPEN - 100A



| VOLTAGE | REMARK | CONTACTOR |
|--|--------|-------------------------------|
| 24 V | INT | REF 106TA1573 |
| 24 V | CONT | REF 107TA1258 |
| CONTACT KIT: REF 110TA3621 | | |



SW84 - SINGLE POLE - CHANGE OVER - 100A



| VOLTAGE | REMARK | CONTACTOR |
|--|------------------|-------------------------------|
| 12 V | INT | REF 107TA1263 |
| 12 V | CONT | REF 106TA1584 |
| 24 V | INT | REF 105TA4805 |
| 24 V | CONT | REF 106TA1585 |
| 48 V | INT | REF 106TA1586 |
| 48 V | CONT | REF 107TA1264 |
| 48 V | CONT AUX. SWITCH | REF 107TA1265 |
| CONTACT KIT: REF 106TA1970 | | |



SW84B - SINGLE POLE - CHANGE OVER - 100A



| VOLTAGE | REMARK | CONTACTOR |
|--|--------|-------------------------------|
| 72 V | CONT | REF 106TA1589 |
| CONTACT KIT: REF 106TA1970 | | |






SW822 - DOUBLE POLE - FOR MOTOR REVERSING - 100A



| VOLTAGE | REMARK | CONTACTOR |
|---------|--------|-------------------------------|
| 24 V | INT | REF 106TA1576 |
| 24 V | CONT | REF 107TA1260 |

CONTACT KIT: REF [110TA3563](#)



SW822-L - DOUBLE POLE - FOR MOTOR REVERSING - 100A



| VOLTAGE | REMARK | CONTACTOR |
|---------|--------|-------------------------------|
| 24 V | INT | REF 107TA1261 |
| 24 V | CONT | REF 106TA1581 |

CONTACT KIT: REF [107TA1437](#)



SW88 - CHANGE OVER - FOR MOTOR REVERSING - 100A



| VOLTAGE | REMARK | CONTACTOR |
|---------|--------|-------------------------------|
| 12 V | INT | REF 106TA1590 |
| 24 V | INT | REF 107TA1266 |
| 24 V | CONT | REF 106TA1842 |
| 36 V | INT | REF 106TA1592 |
| 48 V | INT | REF 106TA1594 |
| 48 V | CONT | REF 107TA1393 |
| 72 V | INT | REF 111TA3503 |
| 80 V | INT | REF 106TA1595 |

CONTACT KIT: REF [108TA7783](#)




DC88 - CHANGE OVER - MONOBLOC FOR MOTOR REVERSING - 100A

(This list shows only standard cover configurations)



| VOLTAGE | REMARK | CONTACTOR |
|---------|--------|-------------------------------|
| 12 V | INT | REF 107TA1346 |
| 24 V | INT | REF 106TA1799 |

CONTACT KIT: REF [110TA3639](#)




DC88B - CHANGE OVER - MONOBLOC FOR MOTOR REVERSING - 100A

(This list shows only standard cover configurations)



| VOLTAGE | REMARK | CONTACTOR |
|---------|--------|-------------------------------|
| 36 V | CONT | REF 111TA3504 |
| 48 V | INT | REF 107TA1353 |

CONTACT KIT: REF [107TA1466](#)




DC88-T - CHANGE OVER - MONOBLOC FOR MOTOR REVERSING - 100A

(This list shows only standard cover configurations)



| VOLTAGE | REMARK | CONTACTOR |
|---------|-----------------|-------------------------------|
| 24 V | INT DUST COVERS | REF 107TA1349 |

CONTACT KIT: REF [107TA1464](#)





DC88B-T - CHANGE OVER - MONOBLOC FOR MOTOR REVERSING - 100A

(This list shows only standard cover configurations)



| VOLTAGE | REMARK | CONTACTOR |
|---------|-------------------------|-------------------------------|
| 24 V | INT SPECIAL NYK-NICHIYU | REF 111TA3505 |
| 48 V | INT DUST COVERS | REF 107TA1354 |
| 48 V | INT SPECIAL NYK-NICHIYU | REF 111TA3506 |
| | | |
| | | |

DC92-L - SINGLE POLE - MONOBLOC - 100A

(This list shows only standard cover configurations)



| VOLTAGE | REMARK | CONTACTOR |
|---------|--------|-------------------------------|
| 12 V | CONT | REF 111TA3507 |
| 24 V | CONT | REF 107TA1355 |
| | | |
| | | |

used for: **ALBRIGHT** - series SW100 - 125A

SW100 - SINGLE POLE - NORMAL OPEN - 125A



| VOLTAGE | REMARK | CONTACTOR |
|---------|--------|-------------------------------|
| 24 V | INT | REF 106TA1604 |
| 48 V | INT | REF 106TA1605 |
| 110 V | CONT | REF 106TA1606 |

CONTACT KIT: REF [106TA1975](#)



SW100B - SINGLE POLE - NORMAL OPEN - 125A



| VOLTAGE | REMARK | CONTACTOR |
|---------|--------|-------------------------------|
| 24 V | INT | REF 107TA1271 |
| 48 V | INT | REF 106TA1605 |
| 48 V | CONT | REF 106TA1608 |
| 72/80 V | INT | REF 106TA1609 |

CONTACT KIT: REF [106TA1975](#)



SW120 - DOUBLE POLE - NORMAL OPEN - 125A



| VOLTAGE | REMARK | CONTACTOR |
|---------|--------|-------------------------------|
| 12 V | | REF 107TA1273 |
| 24 V | | REF 106TA1622 |
| 36 V | | REF 107TA1274 |
| 48 V | | REF 122TA7493 |

CONTACT KIT: REF [110TA3613](#)



SW101B - CHANGE OVER - 125A



| VOLTAGE | REMARK | CONTACTOR |
|---------|--------|-------------------------------|
| 24 V | CONT | REF 106TA1610 |

CONTACT KIT: REF [106TA1976](#)






SW102 - FOR MOTOR REVERSING - CHANGE OVER - 125A




| VOLTAGE | REMARK | CONTACTOR |
|--|--------|-------------------------------|
| 12 V | INT | REF 106TA1611 |
| CONTACT KIT: REF 108TA8120 | | |
| | | |
| | | |
| | | |



SW102B - FOR MOTOR REVERSING - CHANGE OVER - 125A



| VOLTAGE | REMARK | CONTACTOR |
|--|---|-------------------------------|
| 24 V | INT | REF 106TA1613 |
| 48 V | INT | REF 106TA1614 |
| 80 V | INT DOUBLE L-BRACKET | REF 106TA1615 |
| CONTACT KIT: REF 108TA8120 | | |
| | | |
| | | |



used for: **ALBRIGHT** - series SW180 - 150A

SW180 - SINGLE POLE - NORMAL OPEN - 150A



| VOLTAGE | REMARK | CONTACTOR |
|--|--------|-------------------------------|
| 12 V | INT | REF 107TA1278 |
| 24 V | INT | REF 106TA1631 |
| 24 V | CONT | REF 107TA1281 |
| 36 V | INT | REF 106TA1635 |
| 36 V | CONT | REF 107TA1282 |
| 48 V | INT | REF 106TA1637 |
| 48 V | CONT | REF 106TA1638 |
| CONTACT KIT: REF 108TA8231 | | |
| | | |



SW180B - SINGLE POLE - NORMAL OPEN - 150A



| VOLTAGE | REMARK | CONTACTOR |
|--|--------|-------------------------------|
| 12 V | CONT | REF 106TA1644 |
| 24 V | INT | REF 106TA1645 |
| 24 V | CONT | REF 106TA1647 |
| 36 V | INT | REF 111TA3509 |
| 48 V | INT | REF 106TA1648 |
| 48 V | CONT | REF 106TA1651 |
| 72/80 V | INT | REF 106TA1653 |
| 72/80 V | CONT | REF 106TA1655 |
| CONTACT KIT: REF 108TA8231 | | |
| | | |



SW180-L - SINGLE POLE - NORMAL OPEN - 150A



| VOLTAGE | REMARK | CONTACTOR |
|--|--------|-------------------------------|
| 24 V | INT | REF 106TA1640 |
| 24 V | CONT | REF 106TA1643 |
| CONTACT KIT: REF 110TA3638 | | |
| | | |
| | | |



SW180B-L - SINGLE POLE - NORMAL OPEN - 150A



| VOLTAGE | REMARK | CONTACTOR |
|--|---------------------------------------|-------------------------------|
| 48 V | INT | REF 106TA1659 |
| 48 V | CONT | REF 106TA1660 |
| 48 V | CONT AUX. SWITCH | REF 107TA1287 |
| CONTACT KIT: REF 110TA3638 | | |
| | | |
| | | |





SW185 - SINGLE POLE - NORMAL CLOSED - 150A



| VOLTAGE | REMARK | CONTACTOR |
|--|--------|-------------------------------|
| 48 V | | REF 106TA1714 |
| CONTACT KIT: REF 110TA3590 | | |
| | | |
| | | |
| | | |



SW190 - DOUBLE POLE - NORMAL OPEN - 150A



| VOLTAGE | REMARK | CONTACTOR |
|--|--------|-------------------------------|
| 24 V | CONT | REF 111TA3510 |
| CONTACT KIT: REF 107TA1444 | | |
| | | |
| | | |
| | | |



SW190B - DOUBLE POLE - NORMAL OPEN - 150A




| VOLTAGE | REMARK | CONTACTOR |
|--|--------|-------------------------------|
| 24 V | INT | REF 111TA3511 |
| 48 V | CONT | REF 111TA3512 |
| CONTACT KIT: REF 107TA1444 | | |
| | | |
| | | |
| | | |



SW181 - CHANGE OVER - 150A




| VOLTAGE | REMARK | CONTACTOR |
|--|--------|-------------------------------|
| 24 V | INT | REF 106TA1663 |
| 36 V | CONT | REF 106TA1664 |
| 48 V | INT | REF 106TA1665 |
| 48 V | CONT | REF 106TA1885 |
| CONTACT KIT: REF 107TA1441 | | |
| | | |
| | | |



SW181B - CHANGE OVER - 150A



| VOLTAGE | REMARK | CONTACTOR |
|--|--------|---|
| 12 V | INT | REF 106TA1667 |
| 24 V | INT | REF 106TA1668 |
| 24 V | CONT | REF 106TA1670 |
| 36 V | INT | REF 107TA1289 |
| 36/48 V | CONT | REF 111TA3513 |
| 48 V | INT | REF 106TA1672 |
| 48 V | PO | REF 107TA1291 |
| 48 V | PO | DUST COVERS REF 106TA1675 |
| 80 V | INT | AUX. SWITCH REF 106TA1666 |
| 80 V | PO | DUST COVERS REF 107TA1292 |
| 80 V | CONT | REF 106TA1677 |
| CONTACT KIT: REF 107TA1441 | | |
| | | |
| | | |



SW181B-T - CHANGE OVER - 150A



| VOLTAGE | REMARK | CONTACTOR |
|--|--------|---|
| 24 V | INT | REF 107TA1293 |
| 24 V | PO | DUST COVERS REF 107TA1294 |
| 48 V | PO | REF 111TA3514 |
| 48 V | PO | DUST COVERS REF 107TA1295 |
| 80 V | PO | REF 111TA3515 |
| CONTACT KIT: REF 107TA1442 | | |
| | | |
| | | |






SW192 - FOR MOTOR REVERSING - DOUBLE POLE - 150A




| VOLTAGE | REMARK | CONTACTOR |
|--|--------|-------------------------------|
| 24 V | INT NO | REF 135TA3231 |
| CONTACT KIT: REF 106TA1986 | | |
| | | |
| | | |



SW192B - FOR MOTOR REVERSING - DOUBLE POLE - 150A




| VOLTAGE | REMARK | CONTACTOR |
|--|---------|-------------------------------|
| 36/48 V | INT NO | REF 107TA1316 |
| 48 V | INT STD | REF 111TA3517 |
| 72/80 V | INT NO | REF 106TA1720 |
| CONTACT KIT: REF 106TA1986 | | |
| | | |



SW192-L - FOR MOTOR REVERSING - DOUBLE POLE - 150A



| VOLTAGE | REMARK | CONTACTOR |
|--|----------|-------------------------------|
| 60 V | CONT STD | REF 111TA3518 |
| 80 V | CONT STD | REF 107TA1315 |
| CONTACT KIT: REF 106TA1987 | | |
| | | |



SW182 - FOR MOTOR REVERSING - CHANGE OVER - 150A



| VOLTAGE | REMARK | CONTACTOR |
|--|-----------------|-------------------------------|
| 12 V | INT | REF 107TA1296 |
| 24 V | INT | REF 107TA1297 |
| 24 V | INT AUX. SWITCH | REF 106TA1713 |
| 24 V | CONT | REF 107TA1300 |
| 36 V | INT | REF 107TA1301 |
| CONTACT KIT: REF 110TA3573 | | |
| | | |



SW182B - FOR MOTOR REVERSING - CHANGE OVER - 150A



| VOLTAGE | REMARK | CONTACTOR |
|--|--------|-------------------------------|
| 48 V | INT | REF 106TA1696 |
| 48 V | CONT | REF 107TA1308 |
| 72/80 V | INT | REF 111TA3519 |
| 72/80 V | PO | REF 107TA1310 |
| CONTACT KIT: REF 110TA3573 | | |
| | | |



SW182B-L - FOR MOTOR REVERSING - CHANGE OVER - 150A



| VOLTAGE | REMARK | CONTACTOR |
|--|----------------------|-------------------------------|
| 48 V | CONT | REF 106TA1711 |
| 72/80 V | INT DOUBLE L-BRACKET | REF 106TA1712 |
| CONTACT KIT: REF 108TA8087 | | |
| | | |




DC182 - CHANGE OVER - MONOBLOC FOR MOTOR REVERSING - 150A

(This list shows only standard cover configurations)



| VOLTAGE | REMARK | CONTACTOR |
|--|------------------|-------------------------------|
| 12 V | INT | REF 111TA3520 |
| 24 V | INT | REF 106TA1812 |
| 24 V | CONT DUST COVERS | REF 107TA1359 |
| CONTACT KIT: REF 110TA3635 | | |
| | | |






DC182B - FOR MOTOR REVERSING - CHANGE OVER - 150A

(This list shows only standard cover configurations)



| VOLTAGE | REMARK | CONTACTOR |
|--|--------|-------------------------------|
| 24 V | INT | REF 106TA1818 |
| 36 V | INT | REF 106TA1819 |
| 48 V | INT | REF 107TA1363 |
| 80 V | INT | REF 106TA1829 |
| 72/80 V | INT | REF 106TA1830 |
| CONTACT KIT: REF 108TA7881 | | |




DC182-L - CHANGE OVER - MONOBLOC FOR MOTOR REVERSING - 150A

(This list shows only standard cover configurations)



| VOLTAGE | REMARK | CONTACTOR |
|--|-----------------|-------------------------------|
| 24 V | INT SUPPRESSION | REF 106TA1817 |
| CONTACT KIT: REF 110TA3627 | | |



DC182B-T - CHANGE OVER - MONOBLOC FOR MOTOR REVERSING - 150A

(This list shows only standard cover configurations)



| VOLTAGE | REMARK | CONTACTOR |
|--|--------|-------------------------------|
| 24 V | INT | REF 107TA1364 |
| 48 V | INT | REF 111TA3521 |
| CONTACT KIT: REF 110TA3605 | | |



DC182EE - CHANGE OVER - MONOBLOC FOR MOTOR REVERSING - 150A

(This list shows only standard cover configurations)



| VOLTAGE | REMARK | CONTACTOR |
|---------|-----------------------|-------------------------------|
| 24 V | INT SPECIAL PROTECTED | REF 111TA3522 |



DC184B - SINGLE POLE - MONOBLOC - 150A

(This list shows only standard cover configurations)



| VOLTAGE | REMARK | CONTACTOR |
|--|-----------------|-------------------------------|
| 48 V | INT SUPPRESSION | REF 106TA1836 |
| 80 V | INT SUPPRESSION | REF 107TA1369 |
| CONTACT KIT: REF 107TA1451 | | |



used for: **ALBRIGHT - series SW200 - 250A**

SW200 - SINGLE POLE - NORMAL OPEN - 250A



| VOLTAGE | REMARK | CONTACTOR |
|---------|-------------------|-------------------------------|
| 12 V | CONT | REF 106TA1721 |
| 24 V | INT | REF 107TA1317 |
| 24 V | CONT | REF 106TA1723 |
| 24 V | CONT AUX. SWITCH | REF 107TA1331 |
| 36 V | INT | REF 106TA1724 |
| 36 V | INT AUX. SWITCH | REF 106TA1751 |
| 36/48 V | CONT | REF 111TA3523 |
| 48 V | INT | REF 106TA1727 |
| 48 V | INT AUX. SWITCH | REF 106TA1752 |
| 48 V | CONT | REF 107TA1320 |
| 72 V | INT | REF 106TA1734 |
| 72 V | INT AUX. SWITCH | REF 106TA1753 |
| 72 V | CONT | REF 106TA1919 |
| 72/80 V | INT AUX. SWITCH | REF 106TA1754 |
| 72/80 V | PO AUX. SWITCH | REF 107TA1332 |
| 80 V | INT | REF 107TA1324 |
| 80 V | CONT | REF 107TA1327 |
| 96 V | CONT CLOSED COVER | REF 107TA1329 |

CONTACT KIT: REF [110TA3633](#)



SW200N - SINGLE POLE - NORMAL OPEN - 250A



| VOLTAGE | REMARK | CONTACTOR |
|---------|--------|-------------------------------|
| 12 V | INT | REF 107TA1333 |
| 24 V | INT | REF 106TA1759 |
| 24 V | CONT | REF 111TA3524 |

CONTACT KIT: REF [110TA3633](#)



SW210 - SINGLE POLE - NORMAL CLOSED - 250A



| VOLTAGE | REMARK | CONTACTOR |
|---------|--------|-------------------------------|
| 48 V | INT | REF 107TA1342 |
| 80 V | INT | REF 106TA1791 |

CONTACT KIT: REF [107TA1446](#)



SW201 - SINGLE POLE - CHANGE OVER - 250A



| VOLTAGE | REMARK | CONTACTOR |
|---------|-----------------|-------------------------------|
| 24 V | INT | REF 107TA1334 |
| 24 V | CONT | REF 107TA1335 |
| 36 V | INT | REF 106TA1765 |
| 36/48 V | PO CLOSED COVER | REF 111TA3525 |
| 48 V | INT | REF 107TA1337 |
| 48 V | CONT | REF 107TA1400 |
| 80 V | INT | REF 106TA1768 |
| 80 V | PO | REF 106TA1769 |

CONTACT KIT: REF [106TA1988](#)



SW201N - SINGLE POLE - CHANGE OVER - 250A



| VOLTAGE | REMARK | CONTACTOR |
|---------|--------------|-------------------------------|
| 48 V | PO L-BRACKET | REF 106TA1770 |
| 48 V | PO | REF 107TA1338 |

CONTACT KIT: REF [106TA1988](#)





SW201-T - SINGLE POLE - CHANGE OVER - 250A



| VOLTAGE | REMARK | CONTACTOR |
|--|-----------------|-------------------------------|
| 36 V | PO CLOSED COVER | REF 111TA3526 |
| 80 V | PO | REF 111TA3527 |
| CONTACT KIT: REF 107TA1445 | | |
| | | |
| | | |



SW202 - FOR MOTOR REVERSING - CHANGE OVER - 250A



| VOLTAGE | REMARK | CONTACTOR |
|--|--------|-------------------------------|
| 24 V | INT | REF 105TA4803 |
| 36 V | INT | REF 106TA1773 |
| 48 V | INT | REF 106TA1774 |
| 48 V | CONT | REF 106TA1777 |
| 72 V | INT | REF 106TA1778 |
| 72/80 V | CONT | REF 106TA1779 |
| 80 V | INT | REF 106TA1782 |
| CONTACT KIT: REF 110TA3637 | | |
| | | |



SW202N - FOR MOTOR REVERSING - CHANGE OVER - 250A



| VOLTAGE | REMARK | CONTACTOR |
|--|--------|-------------------------------|
| 24 V | INT | REF 107TA1340 |
| CONTACT KIT: REF 110TA3637 | | |
| | | |
| | | |





used for: **ALBRIGHT - series SW500 - 500A**

SW500 - SINGLE POLE - NORMAL OPEN - 500A



| VOLTAGE | REMARK | CONTACTOR |
|---------|-----------------------|-------------------------------|
| 12 V | | REF 138TA8262 |
| 30 V | CONT WITH AUX CONTACT | REF 138TA8248 |
| 60 V | CONT WITH AUX CONTACT | REF 138TA8247 |
| 80 V | | REF 138TA8263 |
| | | |
| | | |

EXPLANATION ALBRIGHT CODES



| code | REMARK |
|------|---|
| A | with Auxiliary switch |
| B | with Blow-outs (blow-outs are standard fitted on SW200) |
| T | Textured contact tips |
| L | with Large contacts |
| P | environmentally Protected |
| | |
| INT | coil for intermittent use (max.70%) |
| PO | coil for prolonged operation |
| CONT | coil for continuous operation |
| | |

BRACKETS USED FOR ALBRIGHT CONTACTORS

| | TYPE | REF |
|-------------------|--------------------|---------------------------|
| ┌┐ Single bracket | SW 80 | 107TA1448 |
| | SW 100/180 | 107TA1449 |
| | SW 200 | 106TA1995 |
| └┐ L-bracket | SW 80 | 107TA1450 |
| | SW 100/180/200 | 106TA1997 |
| ┌┐ Double bracket | SW 88, DC88, SW822 | 106TA1998 |
| | SW 102/182, DC 182 | 106TA1999 |
| | SW 202 | 106TA2000 |
| ┌┐ Bracket pair | SW 80 | 107TA9696 |
| | SW 100/180/200 | 106TA2001 |

On the following pages you can find a complete list of all the ALBRIGHT references known in our system.

Also other types can be supplied, if your requested part number is not mentioned in the list, please do not hesitate to ask.



used for: ALBRIGHT

| TYPE | VOLTAGE | COIL TYPE | TYPE | VOLTAGE | COIL TYPE |
|------------|---------|-----------|---------------|---------|-----------|
| DC182-1 | 12V | INT | DC182B-403 | | |
| DC182-102 | 24V | INT | DC182B-40L | | |
| DC182-116 | | | DC182B-410D | 48V | INT |
| DC182-148 | 24V | PO | DC182B-413 | | |
| DC182-180L | 12V | | DC182B-420 | | |
| DC182-181L | 24V | INT | DC182B-426 | 72V | INT |
| DC182-207 | 24V | | DC182B-428 | 36V/48V | |
| DC182-235 | 48V | | DC182B-429 | 72V | PO |
| DC182-237 | 12V | INT | DC182B-432 | 80V | INT |
| DC182-24 | | | DC182B-434 | | |
| DC182-248 | | | DC182B-447 | | |
| DC182-24L | | | DC182B-450T | | |
| DC182-254 | 48V | INT | DC182B-470 | 36V/48V | |
| DC182-2P | | | DC182B-474 | 48V | PO |
| DC182-36 | 36V | | DC182B-48 | | |
| DC182-4 | 24V | CONT | DC182B-495 | 48V | PO |
| DC182-403 | 24V | INT | DC182B-499 | 80V | INT |
| DC182-406 | 24V | INT | DC182B-4L | 24V | CONT |
| DC182-408 | 24V | INT | DC182B-508 | 24V | INT |
| DC182-411 | 80V | INT | DC182B-513L | 48V | |
| DC182-416 | 24V | | DC182B-515 | | |
| DC182-419 | 48V | | DC182B-518T | 72V/80V | |
| DC182-48 | 24V | CONT | DC182B-521 | 48V | INT |
| DC182B-103 | 48V | INT | DC182B-535T | 24V | INT |
| DC182-5 | 36V | INT | DC182B-537T | | |
| DC182-503 | 24V | | DC182B-542T | | |
| DC182-533 | 48V | | DC182B-543 | 24V | CONT |
| DC182-537T | | | DC182B-544 | 36V | CONT |
| DC182-559T | 24V | | DC182B-545 | 48V | CONT |
| DC182-589 | 80V | | DC182B-546 | 72V | CONT |
| DC182-590T | 24V | | DC182B-547 | 80V | CONT |
| DC182-6 | 36V | CONT | DC182B-556T | | |
| DC182-611 | 24V | INT | DC182B-557T | | |
| DC182-617T | | | DC182B-581T | 80V | INT |
| DC182-627L | | | DC182B-586 | 48V | INT |
| DC182-628 | 24V | INT | DC182B-588 | | |
| DC182-635 | | | DC182B-602 | 24V | |
| DC182-637 | 24V | | DC182B-604 | 72V/80V | |
| DC182-646 | | | DC182B-612T | | |
| DC182-690 | | | DC182B-615T | 48V | INT |
| DC182-693 | 24V | INT | DC182B-643 | 48V | |
| DC182-698 | 80V | | DC182B-648T | | |
| DC182-8 | 48V | CONT | DC182B-655 | 24V | |
| DC182-80 | | | DC182B-693 | 24V | |
| DC182A-51 | | | DC182B-698 | | |
| DC182B-1 | 12V | INT | DC182B-7 | 48V | INT |
| DC182B-10 | | | DC182B-710L | 24V | |
| DC182B-11 | 72V | INT | DC182B-719L | 24V | |
| DC182B-148 | | | DC182B-80 | 80V | |
| DC182B-15 | 72V/80V | | DC182EE-454 | 24V | |
| DC182B-202 | | | DC182EE-468 | 24V | |
| DC182B-206 | 24V | INT | DC182EE-665 | 12V | |
| DC182B-235 | 48V | INT | DC182EE-681 | | |
| DC182B-247 | 24V | INT | DC182EE-B488L | | |
| DC182B-252 | 24V | INT | DC184-417L | 24V | |
| DC182B-256 | 72V | INT | DC184-421 | | |
| DC182B-3 | 24V | INT | DC184-422 | 24V | |
| DC182B-361 | | | DC184-423L | 24V | INT |

used for: **ALBRIGHT**

| TYPE | VOLTAGE | COIL TYPE | TYPE | VOLTAGE | COIL TYPE |
|--------------|---------|-----------|------------|---------|-----------|
| DC184AB-429L | 48V | CONT | DC88-6 | | |
| DC184AB-L429 | | | DC88-643 | | |
| DC184B-101 | 48V | | DC88-7 | 48V | |
| DC184B-426 | | | DC88A-15 | | |
| DC66-14P | 24V | | DC88A-238 | 21/14V | |
| DC66-19P | 12V | | DC88A-24 | 72V | |
| DC66-33P833 | | | DC88A-370 | 24V | |
| DC66-9P | 12V | | DC88B-1 | 24V | |
| DC88-1 | 24V | INT | DC88B-111 | 24V | INT |
| DC88-103 | 24V | INT | DC88B-116 | 24V | |
| DC88-111 | 24V | INT | DC88B-119 | 24V | INT |
| DC88-116 | 24V | INT | DC88B-122 | 48V | INT |
| DC88-119 | 24V | | DC88B-123 | 36V | INT |
| DC88-128 | 24V | INT | DC88B-129 | 36V | |
| DC88-129 | 36V | INT | DC88B-137 | 24V | |
| DC88-130 | 48V | INT | DC88B-147 | 72V | INT |
| DC88-136 | 12V | INT | DC88B-148 | 80V | INT |
| DC88-166 | | | DC88B-233 | 36V | |
| DC88-211E | | | DC88B-257 | 48V | |
| DC88-216E | | | DC88B-284 | | |
| DC88-217E | 24V | CONT | DC88B-284T | 48V | |
| DC88-220E | 24V | | DC88B-30 | | |
| DC88-221E | 24V | | DC88B-314T | | |
| DC88-222E | 12V | | DC88B-317T | 13/3V | |
| DC88-234 | 12V | INT | DC88B-325T | 48V | INT |
| DC88-24 | | | DC88B-326 | 48V | |
| DC88-241 | 24V | PO | DC88B-331 | 24V | INT |
| DC88-246 | 12V | INT | DC88B-334 | 72V | INT |
| DC88-247E | 24V | | DC88B-360T | 48V | INT |
| DC88-252 | 24V | | DC88B-398 | 72V | INT |
| DC88-259 | | | DC88B-417L | 36V | CONT |
| DC88-264 | 36V | | DC88B-4 | 24V | |
| DC88-266 | | | DC88B-456L | 36V | CONT |
| DC88-267L | | | DC88B-467L | 12V | |
| DC88-276P | | | DC88B-501 | 24V | |
| DC88-286L | 12V | INT | DC88B-51 | 80V | |
| DC88-295P | 36V | | DC88B-8 | 48V | |
| DC88-303 | 24V | | DC88B-80 | | |
| DC88-309T | 12V | | DC88B-91 | 12V | INT |
| DC88-314T | 14/5V | INT | DC88E-244 | 24V | |
| DC88-323T | 24V | | DC88E-252 | 24V | CONT |
| DC88-339PE | | | DC88E-271 | 24V | CONT |
| DC88-355T | 24V | | DC88E-383 | 36V | CONT |
| DC88-368L | 24V | INT | DC88EE-239 | 12V | |
| DC88-369E | 24V | | DC88EE-243 | 24V | |
| DC88-379T | 36V | CONT | DC88EE-262 | 24V | |
| DC88-382T | 12V | INT | DC88EE-337 | 24V | |
| DC88-394PL | 12V | | DC88L-142 | | |
| DC88-396E | 24V | | DC88L-227 | 36V | |
| DC88-398 | 72V | CONT | DC88L-283 | 12V | |
| DC88-399 | 24V | | DC88P-279 | 12V | CONT |
| DC88-4 | 24V | CONT | DC88P-285 | 36V | CONT |
| DC88-408 | | | DC88P-292 | 36V | CONT |
| DC88-409T | 24V | | DC88PL-389 | 24V | CONT |
| DC88-436PE | 24V | | DC8EE-249 | 24V | |
| DC88-437T | 24V | | DC92-1 | 24V | INT |
| DC88-468 | 24V | | DC92-212E | 24V | |
| DC88-5 | 36V | | DC92-223L | 24V | |



used for: ALBRIGHT

| TYPE | VOLTAGE | COIL TYPE | TYPE | VOLTAGE | COIL TYPE |
|-------------|---------|-----------|------------|---------|-----------|
| DC92-225L | 12V | | SW102-36 | | |
| DC92-233L | | | SW102-3648 | 36/48V | |
| DC92-AL222 | 24V | CONT | SW102-4 | | |
| DC92B-224 | 48V | CONT | SW102-419 | | |
| DC92B-249 | 48V | | SW102-48 | 72/80V | INT |
| DC92P-234 | 36V | CONT | SW102-6 | 48V | INT |
| SW100-124 | 36V | | SW102-88 | 12V | INT |
| SW100-129 | 24V | CONT | SW102A-36 | 48V | INT |
| SW100-140 | 36V | CONT | SW102AB-25 | 24V | INT |
| SW100-152 | 24V | | SW102B-111 | 40V | |
| SW100-16 | 72V | INT | SW102B-12 | | |
| SW100-163 | 230V | | SW102B-2 | 12V | CONT |
| SW100-19 | | | SW102B-32 | 48V | |
| SW100-20 | 48V | | SW102B-45 | | |
| SW100-23 | 24V | INT | SW102B-46 | 36/48V | |
| SW100-24 | 24V | INT | SW102B-53 | 72V | |
| SW100-25 | 12V | INT | SW102B-54 | 72V | |
| SW100-3 | 24V | CONT | SW102B-55 | 24V | |
| SW100-36 | 36V | | SW102B-80 | 80V | INT |
| SW100-5 | 36V | | SW105A-24 | | |
| SW100-59 | 40 | | SW106-7 | | |
| SW100-62 | 120V | INT | SW106A-1 | | |
| SW100-74 | 36/48V | INT | SW106A-1M | | |
| SW100-75 | 72/80V | | SW106A-22M | 36V | |
| SW100-79 | | | SW106B-222 | 24V | INT |
| SW100-8 | | | SW106B-378 | 48V | INT |
| SW100A-11 | 24V | | SW110-9 | | |
| SW100A-58 | 48V | CONT | SW112-2 | 12V | |
| SW100AB-136 | 24V | INT | SW112-25 | 80V | |
| SW100AB-16 | 72V | INT | SW112-36 | 24V | |
| SW100AB-5 | 36V | INT | SW112-9 | 36V | |
| SW100AB-7 | 48V | INT | SW112A-17 | 12V | |
| SW100B-116 | 72V | INT | SW112A-19 | 32V | |
| SW100B-124 | | | SW117-124 | 24V | |
| SW100B-19 | 72/80V | CONT | SW117-16 | | |
| SW100B-2 | 12V | CONT | SW117-4 | 48V | INT |
| SW100B-22 | 48V | | SW117-5 | | |
| SW100B-26 | 80V | INT | SW118-8 | 48V | |
| SW100B-3 | 24V | CONT | SW118-9 | 36V | |
| SW100B-45 | 72/80V | INT | SW120-11 | 72V | CONT |
| SW100B-5 | 36V | INT | SW120-124 | | |
| SW100B-62 | 120V | INT | SW120-2 | 24V | |
| SW100B-72 | | | SW120-27 | 28V | CONT |
| SW100B-74 | 48V | INT | SW120-36 | 36V | |
| SW100B-76 | 120V | | SW120-4 | 24V | |
| SW100B-81 | | | SW120-48 | 48V | |
| SW101-1 | 24V | | SW120-7 | 48V | INT |
| SW101-2 | 12V | | SW120-8 | 48V | CONT |
| SW101-22 | 48V | | SW120A-29 | 12V | CONT |
| SW101-58 | | | SW120A-31 | 24V | |
| SW101A-32 | 48V | CONT | SW120A-32 | 36V | INT |
| SW101B-1 | 24V | INT | SW120A-34 | 48V | |
| SW102-1 | 24V | | SW120A-35 | 48V | |
| SW102-114 | 24V | | SW120A-44 | 125V | |
| SW102-12 | 12V | INT | SW120A-48 | 48V | |
| SW102-13 | | | SW120A-62 | 110V | CONT |
| SW102-19 | 24V | INT | SW120A-64 | 120V | CONT |
| SW102-27 | 36V | CONT | SW120A-91 | 110V | |

O.E.M. references are purely indicative and do not imply that parts originate from the original manufacturer.

used for: **ALBRIGHT**

| TYPE | VOLTAGE | COIL TYPE | TYPE | VOLTAGE | COIL TYPE |
|------------|---------|-----------|------------|---------|-----------|
| SW120AB-36 | | | SW160-12 | 48V | |
| SW121-1 | 12V | INT | SW160-14 | 24V | INT |
| SW121-10 | 60V | CONT | SW160-2 | | |
| SW121-111 | 120V | CONT | SW160-4 | | |
| SW121-12 | | | SW161-1 | 24V | |
| SW121-2 | 12V | CONT | SW163-2 | 24V | |
| SW121-20 | 110V | CONT | SW163-3 | 12V | |
| SW121-3 | 24V | INT | SW180-521 | 24V | CONT |
| SW121-4 | 24V | CONT | SW180-0081 | | |
| SW121-78 | 12V | CONT | SW180-04 | 24V | CONT |
| SW121-8 | 48V | CONT | SW180-10 | 60V | CONT |
| SW121-80 | 48V | CONT | SW180-103L | | |
| SW121-81 | 120V | CONT | SW180-106S | 24V | INT |
| SW121-94 | 48V | CONT | SW180-108 | 24V | |
| SW121A-116 | | | SW180-11 | 72V | INT |
| SW121A-121 | 28V | CONT | SW180-12 | 72V | CONT |
| SW121A-44 | 12V | | SW180-123 | 144V | CONT |
| SW121A-50 | 48V | | SW180-129 | 24V | CONT |
| SW121A-51 | 48V | | SW180-13 | 80V | INT |
| SW121A-65 | 120V | | SW180-130L | 24V | |
| SW122-19L | 24V | | SW180-134 | 24V | INT |
| SW122-3 | 80V | | SW180-137 | | |
| SW122-8 | 48V | CONT | SW180-139 | 12V | |
| SW125-41 | 48V | CONT | SW180-14 | 80V | CONT |
| SW125A-1 | | | SW180-140 | 24V | CONT |
| SW125A-1M | 18V | | SW180-144 | 12V | CONT |
| SW125A-2 | | | SW180-148 | 24V | |
| SW125A-59 | 120V | CONT | SW180-15 | | |
| SW126-6 | | | SW180-152 | 12V | PO |
| SW128-47 | 72V | INT | SW180-16 | | |
| SW128-5 | 12V | INT | SW180-164L | 48V | |
| SW128-54M | 24V | | SW180-19 | 110V | |
| SW128-9 | 48V | | SW180-195 | | |
| SW129-2M | 12V | INT | SW180-196 | 24V | CONT |
| SW12BA-2 | 80V | | SW180-2 | 12V | CONT |
| SW130-13 | 24V | | SW180-20 | 110V | CONT |
| SW130A-11 | 24V | CONT | SW180-201 | 28V | |
| SW130A-26 | 12V | CONT | SW180-21 | 120V | |
| SW132-20 | 110V | CONT | SW180-215L | 24V | INT |
| SW132-4 | 24V | CONT | SW180-22 | 24V | INT |
| SW132-8 | 48V | CONT | SW180-224 | 48V | INT |
| SW132E-23 | 24V | CONT | SW180-226 | 72/80V | |
| SW135-1 | 48V | | SW180-235 | 72V | |
| SW150-01 | 30V | | SW180-261 | | |
| SW150-0A | | | SW180-267L | | |
| SW150-0A31 | 110V | | SW180-271 | | |
| SW150-0A38 | 120V | CONT | SW180-279 | | |
| SW150-0A4 | 60V | | SW180-27L | 36V | |
| SW152-1M | 12V | | SW180-280 | 12V | |
| SW155-1L | | | SW180-282 | 24V | |
| SW155-3 | | | SW180-283 | 24V | |
| SW155-6 | | | SW180-284 | 60V | |
| SW155-7 | | | SW180-29L | 48V | PO |
| SW155L-3 | | | SW180-303 | 36V | CONT |
| SW158-1 | 24V | | SW180-309L | | |
| SW159-3 | | | SW180-30L | | |
| SW159L-1 | | | SW180-313L | | |
| SW160-10 | | | SW180-332 | 36V | |



used for: ALBRIGHT

| TYPE | VOLTAGE | COIL TYPE | TYPE | VOLTAGE | COIL TYPE |
|-------------|---------|-----------|-------------|---------|-----------|
| SW180-334 | | | SW180A-46 | 12V | CONT |
| SW180-33L | 72V | | SW180A-47 | 24V | INT |
| SW180-349 | 24V | | SW180A-474 | 54V | CONT |
| SW180-352 | 24V | INT | SW180A-49 | 36V | INT |
| SW180-36 | 36/48V | | SW180A-499L | 24V | |
| SW180-3648 | 36/48V | | SW180A-50 | 36V | CONT |
| SW180-37L | | | SW180A-500 | 30V | |
| SW180-382 | 28V | | SW180A-51 | 48V | INT |
| SW180-38L | | | SW180A-52 | 48V | CONT |
| SW180-395 | 12V | | SW180A-53 | 60V | INT |
| SW180-402 | 45V | | SW180A-54 | 60V | CONT |
| SW180-412 | 24V | | SW180A-546 | | |
| SW180-421 | 24V | | SW180A-55 | 72V | INT |
| SW180-423 | | | SW180A-56 | 72V | CONT |
| SW180-428 | | | SW180A-57 | 80V | INT |
| SW180-42L | 110V | | SW180A-58 | 80V | CONT |
| SW180-441 | | | SW180A-589 | 32V | |
| SW180-456 | 36V | CONT | SW180A-638 | 32V | |
| SW180-457 | 54V | CONT | SW180AB-12 | 72V | CONT |
| SW180-461L | 12V | INT | SW180AB-127 | 240V | |
| SW180-462 | 36V | CONT | SW180AB-16 | 12V | |
| SW180-463 | 12V | | SW180AB-207 | 50V | |
| SW180-464 | 12V | | SW180AB-209 | 24V | CONT |
| SW180-480 | 48V | CONT | SW180AB-237 | 300V | CONT |
| SW180-496 | 24V | CONT | SW180AB-24 | 24V | INT |
| SW180-501 | 24V | | SW180AB-328 | | |
| SW180-522 | 48V | CONT | SW180AB-365 | 80V | CONT |
| SW180-571L | 24V | | SW180AB-394 | 24V | |
| SW180-579 | 24V | | SW180AB-409 | 120V | CONT |
| SW180-586 | 24V | | SW180AB-45 | | |
| SW180-594T | 24V | | SW180AB-450 | 72/80V | CONT |
| SW180-646M | 24V | | SW180AB-451 | 24V | |
| SW180-64L | | | SW180AB-46 | | |
| SW180-677L | 24V | | SW180AB-47 | 24V | |
| SW180-695T | 24V | | SW180AB-48 | 24V | |
| SW180-715 | 24V | | SW180AB-481 | 50V | |
| SW180-759L | | | SW180AB-491 | 60V | |
| SW180-809 | 24V | INT | SW180AB-50 | 36V | |
| SW180-820 | 36V | | SW180AB-51 | 48V | |
| SW180-822 | 48V | | SW180AB-53 | 60V | |
| SW180-8226 | 72/80V | | SW180AB-54 | 60V | |
| SW180-89 | 28V | CONT | SW180AB-542 | 54V | CONT |
| SW180-895 | | | SW180AB-545 | 48V | CONT |
| SW180-9 | 60V | INT | SW180AB-55 | 72V | |
| SW180-94L | | | SW180AB-56 | 72V | CONT |
| SW180-98L | | | SW180AB-57 | 80V | |
| SW180A-12 | 12V | INT | SW180AB-576 | 140V | |
| SW180A-12GE | 12V | | SW180AB-58 | 80V | |
| SW180A-209 | 24V | CONT | SW180AB-584 | 144V | |
| SW180A-24 | 24V | | SW180AB-596 | 130V | |
| SW180A-256 | 60V | CONT | SW180AB-5A | 60V | |
| SW180A-281 | 24V | | SW180AB-603 | 60V | CONT |
| SW180A-294 | 60V | | SW180AB-62 | 96V | |
| SW180A-310L | | | SW180AB-630 | 144V | |
| SW180A-328 | 12V | CONT | SW180AB-639 | 64V | |
| SW180A-406 | | | SW180AB-65 | 120V | |
| SW180A-409 | 12V | CONT | SW180AB-66 | 120V | |
| SW180A-432 | 36V | CONT | SW180AB-67L | | |

O.E.M. references are purely indicative and do not imply that parts originate from the original manufacturer.

used for: **ALBRIGHT**

| TYPE | VOLTAGE | COIL TYPE | TYPE | VOLTAGE | COIL TYPE |
|--------------|---------|-----------|--------------|---------|-----------|
| SW180AB-69L | 24V | | SW180B-312L | | |
| SW180AB-71L | 36V | | SW180B-33L | 72V | |
| SW180AB-76L | 60V | | SW180B-351 | 24V | |
| SW180AB-95 | 36/48V | | SW180B-357 | 48V | CONT |
| SW180AB-L350 | 24V | CONT | SW180B-35L | | |
| SW180AB-L585 | 96V | CONT | SW180B-366 | 24V | |
| SW180AB-L68 | 12V | CONT | SW180B-379 | 80V | PO |
| SW180AB-L70 | 24V | CONT | SW180B-379T | 80V | PO |
| SW180AB-L74 | 48V | CONT | SW180B-37L | 72/80V | |
| SW180AB-L84 | 96V | CONT | SW180B-395 | | |
| SW180AL-70 | 24V | CONT | SW180B-400 | 80V | CONT |
| SW180B-10 | 60V | | SW180B-407 | 36/48V | |
| SW180B-103 | 36/48V | INT | SW180B-419 | 48V | |
| SW180B-106 | 24V | | SW180B-423 | 24V | |
| SW180B-108 | 48V | CONT | SW180B-425 | 24V | CONT |
| SW180B-11AG | 72V | INT | SW180B-440 | 48V | PO |
| SW180B-12 | 72/80V | INT | SW180B-444 | 12V | CONT |
| SW180B-129 | 24V | | SW180B-446 | | |
| SW180B-133 | 40V | | SW180B-456 | | |
| SW180B-14 | 80V | CONT | SW180B-470 | 24V | CONT |
| SW180B-140 | 24V | CONT | SW180B-471 | | |
| SW180B-144 | 120V | CONT | SW180B-476 | 24V | PO |
| SW180B-146L | 48V | INT | SW180B-482 | 36V | |
| SW180B-148 | | | SW180B-484 | | |
| SW180B-152 | 12V | PO | SW180B-48F | 24V | CONT |
| SW180B-154 | | | SW180B-492 | 48V | PO |
| SW180B-157 | 72/80V | PO | SW180B-506 | | |
| SW180B-164L | 48V | PO | SW180B-51 | | |
| SW180B-166L | | | SW180B-513L | | |
| SW180B-18 | 96V | | SW180B-516 | 60V | CONT |
| SW180B-199 | 48V | CONT | SW180B-537 | 150V | |
| SW180B-21 | 120V | | SW180B-592 | 144V | |
| SW180B-212 | 72V | CONT | SW180B-6 | 36V | CONT |
| SW180B-22 | 12V | | SW180B-605 | 88V | |
| SW180B-221 | 115V | CONT | SW180B-60C | | |
| SW180B-223T | 24V | | SW180B-640 | 285V | |
| SW180B-227 | | | SW180B-686 | 80V | CONT |
| SW180B-227L | 72/80V | | SW180B-72 | | |
| SW180B-234 | 48V | | SW180B-729 | 24V | |
| SW180B-235 | 80V | | SW180B-740 | 24V | INT |
| SW180B-23L | 12V | INT | SW180B-9 | 60V | |
| SW180B-244 | 48V | | SW180B-91 | 240V | |
| SW180B-24L | 12V | CONT | SW180B-94L | | |
| SW180B-251 | | | SW180B-98L | 48V | |
| SW180B-254 | 48V | INT | SW180BL-227 | 72/80V | |
| SW180B-255L | 12V | | SW180BL-24 | 12V | CONT |
| SW180B-259 | 260V | | SW180BL-28 | 36V | CONT |
| SW180B-25I | | | SW180BL-29 | | |
| SW180B-25L | 24V | | SW180BL-30 | 48V | CONT |
| SW180B-265L | | | SW180BL-364 | 80V | CONT |
| SW180B-26L | | | SW180BL-368 | 24V | CONT |
| SW180B-27L | 36V | | SW180BL-503 | 80V | CONT |
| SW180B-285 | | | SW180EE-355 | 24V | INT |
| SW180B-28L | 36V | | SW180EE-369L | 24V | INT |
| SW180B-293 | 48V | | SW180EE-372 | | |
| SW180B-29L | 48V | INT | SW180EE-373L | | |
| SW180B-303 | 36V | | SW180EE-380 | 24V | |
| SW180B-30L | 48V | | SW180EE-432 | 24V | CONT |



used for: ALBRIGHT

| TYPE | VOLTAGE | COIL TYPE | TYPE | VOLTAGE | COIL TYPE |
|---------------|---------|-----------|-------------|---------|-----------|
| SW180EE-842 | | | SW181AB-46 | 15V | CONT |
| SW180EE-B130L | | | SW181AB-48 | 24V | CONT |
| SW180EL-373 | 24V | CONT | SW181AB-50 | 36V | CONT |
| SW180L-111 | 24V | | SW181AB-51 | 48V | |
| SW180L-113 | 36V | | SW181AB-52 | | |
| SW180L-267 | 24V | | SW181AB-54 | 60V | |
| SW180L-472 | 36V | | SW181AB-56 | 71V | |
| SW180L-507 | 36V | CONT | SW181AB-61 | | |
| SW180L-90 | 28V | CONT | SW181AL-210 | 24V | CONT |
| SW180L-94 | 36/48V | | SW181B-10 | 60V | |
| SW181-1 | 12V | INT | SW181B-100 | | |
| SW181-10 | 60V | CONT | SW181B-101 | | |
| SW1811-1 | 72V | INT | SW181B-104 | | |
| SW1811-2 | 72V | CONT | SW181B-11 | 72V | |
| SW1811-3 | 80V | INT | SW181B-141 | 24V | CONT |
| SW181-132 | 12V | CONT | SW181B-142 | | |
| SW181-136 | 36V | | SW181B-147 | | |
| SW181-14 | 80V | CONT | SW181B-149 | | |
| SW181-141 | 240V | CONT | SW181B-15 | 72/80V | |
| SW181-15 | 72/80V | | SW181B-150 | 24V | INT |
| SW181-16 | | | SW181B-152 | 48V | |
| SW181-196 | 48V | | SW181B-159 | | |
| SW181-198 | | | SW181B-167 | | |
| SW181-2 | 12V | CONT | SW181B-170 | 24V | |
| SW181-232 | | | SW181B-182 | 24V | |
| SW181-23L | | | SW181B-185 | 80V | |
| SW181-24 | 24V | | SW181B-190 | 24V | |
| SW181-246 | | | SW181B-191 | 36V | PO |
| SW181-25L | | | SW181B-192 | 48V | PO |
| SW181-26L | 24V | CONT | SW181B-199 | | |
| SW181-29L | | | SW181B-20 | | |
| SW181-30L | | | SW181B-200 | 36V | CONT |
| SW181-311 | | | SW181B-201 | 80V | PO |
| SW181-37L | | | SW181B-203 | 24V | |
| SW181-38L | | | SW181B-214 | 110V | CONT |
| SW181-4 | 24V | CONT | SW181B-216 | 48V | PO |
| SW181-5 | 36V | INT | SW181B-217 | 48V | PO |
| SW181-9 | 60V | INT | SW181B-218T | 80V | |
| SW181-93 | | | SW181B-219L | 80V | PO |
| SW181-94L | | | SW181B-224T | | |
| SW181A-20 | | | SW181B-228T | 48V | PO |
| SW181A-207 | 48V | CONT | SW181B-256T | 24V | CONT |
| SW181A-257 | 24V | | SW181B-267T | 24V | PO |
| SW181A-45 | 12V | INT | SW181B-268T | | |
| SW181A-46 | 12V | CONT | SW181B-276 | | |
| SW181A-47 | 24V | INT | SW181B-282 | 80V | |
| SW181A-48 | 24V | CONT | SW181B-283T | 80V | |
| SW181A-49 | 36V | INT | SW181B-284 | 24V | |
| SW181A-50 | 36V | CONT | SW181B-290 | 48V | |
| SW181A-51 | 48V | INT | SW181B-317T | 48V | |
| SW181A-52 | 48V | CONT | SW181B-6 | 36V | CONT |
| SW181A-53 | 60V | INT | SW181B-72 | | |
| SW181A-54 | 60V | CONT | SW181D-8 | 48V | CONT |
| SW181A-55 | 72V | INT | SW182-10 | 60V | CONT |
| SW181A-56 | 72V | CONT | SW182-100L | 36/48V | |
| SW181A-57 | 80V | INT | SW182-102 | 24V | INT |
| SW181A-58 | 80V | CONT | SW182-103 | 48V | |
| SW181AB-162 | 80V | CONT | SW182-104 | 72/80V | INT |

used for: **ALBRIGHT**

| TYPE | VOLTAGE | COIL TYPE | TYPE | VOLTAGE | COIL TYPE |
|------------|---------|-----------|--------------|---------|-----------|
| SW182-11 | 72V | INT | SW182A-52 | 48V | CONT |
| SW182-113 | 24V | | SW182A-53 | 60V | INT |
| SW182-117 | 24V | | SW182A-54 | 60V | CONT |
| SW182-12 | 72V | INT | SW182A-55 | 72V | INT |
| SW182-120L | 36V | | SW182A-56 | 72V | CONT |
| SW182-12E | 12V | INT | SW182A-57 | 80V | INT |
| SW182-13 | 80V | INT | SW182A-58 | 80V | CONT |
| SW182-14 | 80V | CONT | SW182AB-224L | 48V | |
| SW182-140 | 40V | | SW182AB-47 | 24V | |
| SW182-143 | 24V | CONT | SW182AB-48 | 24V | |
| SW182-148 | 24V | PO | SW182AB-49 | 36V | |
| SW182-15 | | | SW182AB-51 | 48V | |
| SW182-16 | | | SW182AB-53 | | |
| SW182-18 | 24V | | SW182AB-55 | | |
| SW182-198 | | | SW182AB-56 | 72V | CONT |
| SW182-1AG | 12V | INT | SW182AB-57 | | |
| SW182-2 | 12V | CONT | SW182AB-61 | | |
| SW182-204 | 24V | INT | SW182AB-67L | 12V | |
| SW182-205D | 24V | INT | SW182AB-69L | | |
| SW182-207 | 36/48V | | SW182AB-71L | 36V | |
| SW182-209 | | | SW182AB-72 | | |
| SW182-210D | 48V | INT | SW182AB-L194 | 48V | |
| SW182-223 | | | SW182AB-L70 | 24V | CONT |
| SW182-228 | 24V | | SW182B-10 | 60V | CONT |
| SW182-232 | 12V | INT | SW182B-111L | 24V | |
| SW182-233 | 24V | | SW182B-113 | 24V | |
| SW182-23L | | | SW182B-11AG | 72V | INT |
| SW182-24 | 24V | INT | SW182B-12 | 72V | CONT |
| SW182-246 | 48V | | SW182B-124D | 72/80V | INT |
| SW182-25L | | | SW182B-127L | 24V | INT |
| SW182-260 | 18V | | SW182B-135 | 72/80V | |
| SW182-269 | | | SW182B-13AG | 80V | INT |
| SW182-26L | | | SW182B-14 | 72/80V | CONT |
| SW182-281 | 36V | | SW182B-143S | | |
| SW182-282 | 48V | | SW182B-144 | 84V | INT |
| SW182-295L | 24V | CONT | SW182B-145 | 24V | CONT |
| SW182-29L | | | SW182B-148 | | |
| SW182-30L | | | SW182B-149 | | |
| SW182-36 | 36V | INT | SW182B-15 | 72V/80V | INT |
| SW182-3648 | 36/48V | | SW182B-150 | 48V | PO |
| SW182-36L | 80V | | SW182B-1522 | 80V | |
| SW182-37L | | | SW182B-162 | | |
| SW182-38L | | | SW182B-16L | | |
| SW182-408 | | | SW182B-17 | 96V | |
| SW182-6 | 36V | CONT | SW182B-186 | 36V | |
| SW182-8 | 48V | CONT | SW182B-193 | 48V | INT |
| SW182-80P | | | SW182B-198 | | |
| SW182-9 | 60V | INT | SW182B-199D | | |
| SW182-93 | 36/48V | | SW182B-2 | 12V | CONT |
| SW182-94L | | | SW182B-20 | 110V | CONT |
| SW182-97 | | | SW182B-200 | 120V | CONT |
| SW182A-45 | 12V | INT | SW182B-202 | 36V | INT |
| SW182A-46 | | | SW182B-21 | 96V | |
| SW182A-47 | 24V | INT | SW182B-219 | 36V | PO |
| SW182A-48 | 24V | CONT | SW182B-225 | 72/80V | |
| SW182A-49 | 36V | INT | SW182B-234 | 24V | |
| SW182A-50 | 36V | CONT | SW182B-24 | 24V | INT |
| SW182A-51 | 48V | INT | SW182B-247 | 24V | |



used for: **ALBRIGHT**

| TYPE | VOLTAGE | COIL TYPE | TYPE | VOLTAGE | COIL TYPE |
|-------------|---------|-----------|-------------|---------|-----------|
| SW182B-252 | 24V | INT | SW190-2 | 12V | CONT |
| SW182B-253 | 36V | INT | SW190-20 | 110V | CONT |
| SW182B-25L | | | SW190-206 | 24V | CONT |
| SW182B-261 | 80V | | SW190-24 | 24V | INT |
| SW182B-264 | 36/48V | | SW190-269 | 24V | CONT |
| SW182B-268 | | | SW190-4 | 24V | |
| SW182B-269 | | | SW190-6 | 36V | CONT |
| SW182B-273 | 36V | CONT | SW190-7 | 48V | |
| SW182B-277 | 36/48V | CONT | SW190-89 | 28V | CONT |
| SW182B-278 | 72V | | SW190A-110 | 120V | CONT |
| SW182B-286 | 72/80V | CONT | SW190A-111 | 12V | CONT |
| SW182B-29 | | | SW190A-45 | 12V | |
| SW182B-300T | 24V | INT | SW190A-46 | 12V | |
| SW182B-33L | | | SW190A-47 | 24V | |
| SW182B-35L | | | SW190A-68L | 12V | CONT |
| SW182B-4 | 24V | CONT | SW190A-96L | 36V | |
| SW182B-48 | 48V | INT | SW190AB-111 | 12V | CONT |
| SW182B-508 | 24V | | SW190AB-135 | 12V | CONT |
| SW182B-537T | 48V | | SW190AB-137 | 220V | |
| SW182B-72 | | | SW190AB-149 | 220V | |
| SW182B-89 | 28V | CONT | SW190AB-46 | 12V | |
| SW182B-9 | 60V | | SW190AB-54 | 60V | CONT |
| SW182B-93L | | | SW190AB-58 | 80V | |
| SW182B-98L | | | SW190AB-68L | 12V | |
| SW182BA-1L | 80V | | SW190AB-L68 | 12V | CONT |
| SW182BL-23 | 12V | | SW190AL-120 | 28V | CONT |
| SW182BL-30 | 48V | CONT | SW190B-10 | 60V | |
| SW182BL-33 | | | SW190B-12 | | |
| SW182L-119 | 24V | | SW190B-133 | | |
| SW182L-12 | 12V | | SW190B-163 | 48V | CONT |
| SW182L-120 | 36V | | SW190B-189 | 28V | CONT |
| SW182L-204 | | | SW190B-2 | | |
| SW182L-205 | | | SW190B-207 | 120V | CONT |
| SW182L-24 | 24V | INT | SW190B-209 | 120V | CONT |
| SW182L-241 | 24V | | SW190B-22 | 120V | CONT |
| SW182L-25 | 24V | | SW190B-23L | 12V | |
| SW182L-28 | 36V | CONT | SW190B-262 | 48V | |
| SW182L-48 | 48V | | SW190B-300 | | |
| SW182L-97 | | | SW190B-4 | 24V | |
| SW184-20 | | | SW190B-89 | 28V | CONT |
| SW185-26 | 12V | CONT | SW190BL-24 | 12V | CONT |
| SW185-4 | 115V | CONT | SW190BL-32 | 60V | CONT |
| SW185-5 | 36V | | SW190EE-147 | 24V | |
| SW185-59 | 48V | | SW192-111 | 24V | INT |
| SW185-63 | 60V | CONT | SW192-118 | | |
| SW185A-37 | 12V | INT | SW192-13 | 80V | |
| SW185B-41L | | | SW192-4 | 24V | |
| SW185B-8 | | | SW192-7 | 48V | INT |
| SW185B-96 | 48V | | SW192A-48 | 24V | |
| SW189AB-16 | 60V | CONT | SW192AB-131 | | |
| SW190-1 | 12V | INT | SW192AB-46 | 12V | CONT |
| SW190-100 | 12V | CONT | SW192B-10 | | |
| SW190-123 | 24V | CONT | SW192B-103 | 48V | |
| SW190-134 | | | SW192B-111 | 24V | |
| SW190-147 | | | SW192B-12 | 72V | CONT |
| SW190-166 | 24V | CONT | SW192B-132 | 48V | |
| SW190-181 | 24V | CONT | SW192B-134 | 48V | INT |
| SW190-19 | 110V | | SW192B-2 | | |

used for: **ALBRIGHT**

| TYPE | VOLTAGE | COIL TYPE | TYPE | VOLTAGE | COIL TYPE |
|------------|---------|-----------|------------|---------|-----------|
| SW192B-3 | 24V | | SW200-487 | 11V | |
| SW192B-36L | | | SW200-50 | 60V | INT |
| SW192B-8 | 48V | | SW200-510 | 36V | CONT |
| SW200-177 | 72V | INT | SW200-511 | 24V | CONT |
| SW200-637 | 48V | CONT | SW200-52 | 48V | |
| SW200-01 | 48V | INT | SW200-527 | 48V | CONT |
| SW200-104 | 60V | CONT | SW200-533 | 60V | CONT |
| SW200-11 | | | SW200-555 | 60V | |
| SW200-113 | 96V | | SW200-564 | 48V | CONT |
| SW200-114 | 48V | | SW200-580 | 48V | CONT |
| SW200-117 | | | SW200-583 | 80V | |
| SW200-1248 | 48V | INT | SW200-599 | 230V | |
| SW200-132 | 120V | | SW200-61 | | |
| SW200-139 | 12V | CONT | SW200-660 | 72V | CONT |
| SW200-160 | | | SW200-702 | | |
| SW200-166 | | | SW200-712 | 56V | CONT |
| SW200-167 | 24V | CONT | SW200-720 | | |
| SW200-176 | 80V | CONT | SW200-740 | | |
| SW200-19 | 80V | | SW200-771M | 24V | |
| SW200-192 | | | SW200-80 | 24V | CONT |
| SW200-200 | | | SW200-802T | | |
| SW200-214 | 36/48V | | SW200-808 | | |
| SW200-2158 | 36/48V | | SW200-81 | 36V | |
| SW200-218 | 80V | INT | SW200-825 | 80V | |
| SW200-22 | 12V | INT | SW200-84 | 24V | CONT |
| SW200-223 | 140V | | SW200-859 | 36V | CONT |
| SW200-230 | 36V | CONT | SW200-862 | 80V | |
| SW200-232 | 24V | | SW200-879 | | |
| SW200-239 | | | SW200-88 | 24V | CONT |
| SW200-255 | 48V | | SW200-89 | | |
| SW200-256 | 80V | INT | SW200-91 | 28V | |
| SW200-265 | 12V | | SW200-951 | 48V | CONT |
| SW200-27 | 96V | CONT | SW200-961 | 48V | |
| SW200-277 | 72V | INT | SW200-990 | 48V | CONT |
| SW200-279 | 36/48V | CONT | SW200A-10 | 60V | CONT |
| SW200-28 | 120V | CONT | SW200A-105 | 80V | INT |
| SW200-281 | 24V | INT | SW200A-106 | 60V | INT |
| SW200-282 | 36V | INT | SW200A-111 | 50V | CONT |
| SW200-283 | 48V | INT | SW200A-117 | | |
| SW200-285 | 24V | CONT | SW200A-127 | | |
| SW200-286 | 80V | | SW200A-128 | 48V | CONT |
| SW200-292 | 48V | CONT | SW200A-14 | 48V | INT |
| SW200-317 | 36V | INT | SW200A-140 | | CONT |
| SW200-329 | 36V | INT | SW200A-152 | 32V | CONT |
| SW200-332 | | | SW200A-153 | 120V | CONT |
| SW200-333 | | | SW200A-16 | 12V | CONT |
| SW200-334 | 48V | PO | SW200A-161 | 80V | CONT |
| SW200-336 | 24V | CONT | SW200A-162 | 96V | |
| SW200-337 | 12V | | SW200A-176 | | |
| SW200-342 | 24V | PO | SW200A-179 | 36V | |
| SW200-364 | 60V | CONT | SW200A-188 | 36V | CONT |
| SW200-365 | 6V | CONT | SW200A-189 | 72V | INT |
| SW200-368 | | | SW200A-192 | 72V | CONT |
| SW200-369D | 48V | INT | SW200A-194 | 48V | |
| SW200-381 | 28V | | SW200A-210 | | |
| SW200-393 | 220V | | SW200A-211 | 12V | CONT |
| SW200-419 | 24V | | SW200A-217 | 50V | |
| SW200-464 | 48V | CONT | SW200A-24 | | |



used for: ALBRIGHT

| TYPE | VOLTAGE | COIL TYPE | TYPE | VOLTAGE | COIL TYPE |
|-------------|---------|-----------|-------------|---------|-----------|
| SW200A-241 | 24V | CONT | SW200B-9 | 72V | |
| SW200A-25 | 24V | | SW200EE-463 | 24V | |
| SW200A-261 | | | SW200EE-691 | 36/48V | |
| SW200A-305 | 24V | CONT | SW200L-404 | 36V | |
| SW200A-306 | 48V | CONT | SW200L-406 | 24V | |
| SW200A-310 | 72V | CONT | SW200N-1 | 48V | |
| SW200A-32 | | | SW200N-139 | 12V | CONT |
| SW200A-35 | 24V | INT | SW200N-15 | | |
| SW200A-367 | 50V | | SW200N-173 | 12V | CONT |
| SW200A-391 | 24V | | SW200N-183 | 120V | CONT |
| SW200A-41 | 72V | INT | SW200N-19 | 110V | CONT |
| SW200A-427 | 12V | CONT | SW200N-2 | 24V | INT |
| SW200A-430 | 12V | CONT | SW200N-20 | 48V | CONT |
| SW200A-44 | | | SW200N-210 | 12V | CONT |
| SW200A-467 | 420V | CONT | SW200N-224 | 24V | CONT |
| SW200A-471 | 180V | CONT | SW200N-225 | 12V | |
| SW200A-478 | 80V | | SW200N-230 | 36V | |
| SW200A-502 | 48V | | SW200N-233 | 36V | |
| SW200A-509 | 180V | CONT | SW200N-262 | | |
| SW200A-517 | | | SW200N-284 | 30V | CONT |
| SW200A-525 | 12V | CONT | SW200N-285 | 14V | CONT |
| SW200A-539 | 72/80V | INT | SW200N-331 | | |
| SW200A-547 | | | SW200N-342 | 24V | PO |
| SW200A-553 | 54V | CONT | SW200N-344 | 120V | |
| SW200A-587 | 36V | CONT | SW200N-368D | 24V | INT |
| SW200A-630 | | | SW200N-369 | 48V | |
| SW200A-701 | | | SW200N-482 | 24/36V | |
| SW200A-711 | 60V | | SW200N-484 | 48V | |
| SW200A-732 | 96V | CONT | SW200N-494 | | |
| SW200A-760 | 64V | | SW200N-528 | 120V | CONT |
| SW200A-761 | 144V | | SW200N-588 | 120V | CONT |
| SW200A-762 | 285V | | SW200N-67 | 48V | |
| SW200A-878 | 48V | PO | SW200N-715 | | |
| SW200A-93 | 43V | | SW200N-742 | 36V | |
| SW200AB-44 | | | SW200N-8 | 36V | INT |
| SW200AB-72 | 72V | | SW200N-80 | 24V | |
| SW200AN-11 | 24V | CONT | SW200N-91 | 28V | CONT |
| SW200AN-117 | 24V | | SW200N-92 | 36V | CONT |
| SW200AN-168 | | | SW201-1 | 80V | INT |
| SW200AN-211 | 12V | CONT | SW201-104 | 12V | |
| SW200AN-391 | 24V | | SW201-108 | 80V | INT |
| SW200AN-44 | 28V | CONT | SW201-118 | 12V | CONT |
| SW200AN-626 | | | SW201-127 | 12V | CONT |
| SW200AN-759 | | | SW201-137 | 60V | CONT |
| SW200AN-96 | 36V | INT | SW201-139 | 24V | CONT |
| SW200B-114 | | | SW201-144 | 120V | CONT |
| SW200B-131 | 80V | | SW201-154 | 48V | INT |
| SW200B-177 | | | SW201-167 | | |
| SW200B-257 | 80V | | SW201-173T | | |
| SW200B-320 | | | SW201-174T | 36V | PO |
| SW200B-334 | | | SW201-178T | | |
| SW200B-335 | | | SW201-179 | | |
| SW200B-342 | | | SW201-186T | 72/80V | |
| SW200B-423 | | | SW201-188 | 80V | PO |
| SW200B-50 | | | SW201-19 | 36V | CONT |
| SW200B-503 | | | SW201-199 | 72/80V | |
| SW200B-80 | 72/80V | CONT | SW201-20 | 12V | |
| SW200B-88 | 24V | | SW201-207T | | |

used for: **ALBRIGHT**

| TYPE | VOLTAGE | COIL TYPE | TYPE | VOLTAGE | COIL TYPE |
|------------|---------|-----------|-------------|---------|-----------|
| SW201-210T | 48V | | SW202-202 | 48V | CONT |
| SW201-24 | 24V | | SW202-216 | 80V | INT |
| SW201-241 | | | SW202-221 | 48V | INT |
| SW201-245 | 80V | PO | SW202-225 | | |
| SW201-253T | 24V | | SW202-23 | 48V | |
| SW201-26 | 72V | CONT | SW202-232 | 72V | CONT |
| SW201-29 | 12V | CONT | SW202-235 | 80V | |
| SW201-31 | 48V | INT | SW202-236 | | |
| SW201-50 | 12V | INT | SW202-239T | 80V | |
| SW201-58 | 24V | | SW202-24 | 24V | INT |
| SW201-59 | 120V | CONT | SW202-240 | 24V | |
| SW201-62 | 36/48V | | SW202-250 | | |
| SW201-63 | 60V | CONT | SW202-27 | 72V | INT |
| SW201-7 | 220V | | SW202-28 | 72V | |
| SW201-76 | 24V | | SW202-34 | 96V | INT |
| SW201-8 | 72V | INT | SW202-37 | 24V | |
| SW201-84 | 24V | INT | SW202-397 | | |
| SW201-86 | 24V | INT | SW202-4148 | 48V | CONT |
| SW201A-12 | 24V | INT | SW202-42 | 60V | CONT |
| SW201A-122 | 60V | | SW202-51 | 24V | |
| SW201A-14 | 24V | CONT | SW202-53 | 60V | INT |
| SW201A-25 | 60V | CONT | SW202-57 | 144V | INT |
| SW201A-30 | 12V | CONT | SW202-58 | 12V | |
| SW201A-32 | 48V | INT | SW202-6 | 24V | INT |
| SW201A-38 | 12V | INT | SW202-60 | 12V | CONT |
| SW201A-39 | 48V | CONT | SW202-62 | 36V | CONT |
| SW201A-40 | 80V | CONT | SW202-8 | 48V | |
| SW201A-41 | 36V | CONT | SW202-80 | 72/80V | CONT |
| SW201A-47 | 80V | CONT | SW202-83 | 48V | |
| SW201A-74 | 72V | CONT | SW202-84 | 24V | CONT |
| SW201A-90 | 96V | | SW202-86 | 110V | |
| SW201AN-14 | 24V | CONT | SW202-9 | 12V | INT |
| SW201N-29 | 12V | CONT | SW202-95 | 72/80V | |
| SW201N-31 | | | SW202-97 | 144V | |
| SW202-10 | 72V | PO | SW202A115 | 72V | CONT |
| SW202-102 | 120V | | SW202A-12 | 24V | INT |
| SW202-104 | 12V | CONT | SW202A-120 | 36V | CONT |
| SW202-109 | 96V | | SW202A-13 | 36V | INT |
| SW202-118 | 110V | CONT | SW202A-167 | 28V | CONT |
| SW202-12 | | | SW202A-17 | 12V | INT |
| SW202-128 | 96V | | SW202A-18 | 48V | INT |
| SW202-129 | | | SW202A-181 | | |
| SW202-13 | 36V | INT | SW202A-19 | 72V | INT |
| SW202-134 | 60V | INT | SW202A-199 | 72/80V | |
| SW202-14 | 24V | INT | SW202A-24 | 24V | CONT |
| SW202-141 | 36V | | SW202A-249 | | |
| SW202-142 | 48V | CONT | SW202A-25 | | |
| SW202-144 | 80V | | SW202A-28 | 72V | |
| SW202-15 | | | SW202A-47 | 80V | INT |
| SW202-150 | | | SW202A-63 | 80V | CONT |
| SW202-152 | 48V | INT | SW202A-64 | 48V | |
| SW202-158 | 36/48V | | SW202A-76 | 48V | |
| SW202-16 | 24V | CONT | SW202A-81 | 12V | CONT |
| SW202-165 | 110V | CONT | SW202AB-77 | 72V | INT |
| SW202-170 | 80V | | SW202AN-237 | 110V | CONT |
| SW202-182 | | | SW202AT-243 | 24V | |
| SW202-193 | 80V | | SW202B-1 | | |
| SW202-20 | 36V | | SW202B-108 | | |



used for: ALBRIGHT

| TYPE | VOLTAGE | COIL TYPE | TYPE | VOLTAGE | COIL TYPE |
|-------------|---------|-----------|-------------|---------|-----------|
| SW202B-109 | | | SW210-123 | 48V | INT |
| SW202B-122 | | | SW210-126 | | |
| SW202B-133 | | | SW210-127 | 60V | CONT |
| SW202B-140 | | | SW210-132 | 72V | |
| SW202B-152 | | | SW210-2 | 12V | CONT |
| SW202B-154 | | | SW210-5 | 36V | |
| SW202B-27 | | | SW210-6 | 36V | CONT |
| SW202EE-185 | 24V | | SW210-7 | 48V | INT |
| SW202N-119 | | | SW210A-118 | 80V | |
| SW202N-141 | 36V | CONT | SW210A1-44 | 80V | |
| SW202N-2 | 24V | | SW210A-50 | 36V | CONT |
| SW202N-238 | 110V | CONT | SW215-16 | 80V | INT |
| SW202N-295 | 12V | | SW215-17 | 48V | INT |
| SW202N-58 | 12V | | SW215-80 | 80V | INT |
| SW202N-6 | | | SW215A-15 | 48V | INT |
| SW202N-60 | 12V | CONT | SW215A-8 | 80V | INT |
| SW202N-69 | 120V | | SW215A-9 | 48V | INT |
| SW202N-84 | 12V | CONT | SW215N-13 | 36V | |
| SW202N-9 | 12V | | SW218-1036A | | |
| SW2031L | | | SW250-1016 | 24V | |
| SW203-3 | 120V | | SW280-1 | 28V | CONT |
| SW204-1 | 24V | | SW280AB-3 | | |
| SW204-167 | 36V | CONT | SW280B-114 | 48V | |
| SW204-173 | 64V | | SW280B-1166 | | |
| SW204-195 | 48V | CONT | SW280B-117 | | |
| SW204-215 | 48V | | SW280B-38 | 24V | CONT |
| SW204-4 | 28V | | SW280B-70 | 48V | |
| SW204-53 | 48V | CONT | SW280B-8 | 12V | |
| SW204-58 | 12V | CONT | SW280B-86 | 36/48V | |
| SW204-60 | 24V | INT | SW280B-87 | 72/80V | INT |
| SW204-63 | 120V | CONT | SW282-4 | | |
| SW204-69 | 14V | CONT | SW338-282 | | |
| SW204-7 | 72V | INT | SW401-2 | | |
| SW2047-4 | 60V | | SW401-4T | | |
| SW204-8 | | | SW600-10 | 24V | |
| SW204-81 | 96V | | SW600-131 | 72/80V | INT |
| SW204-83 | 6V | CONT | SW600-17 | 24V | CONT |
| SW204A-117 | 24V | CONT | SW600-2 | 60V | CONT |
| SW204A-142 | 12V | | SW600-20 | 33V | |
| SW204A-166 | 36V | CONT | SW600-3 | 24V | INT |
| SW204A-185 | 96V | | SW600-39D | | |
| SW204A-48 | 28V | | SW600-54 | 36V | INT |
| SW204A-70 | 24V | | SW600-58 | 48V | INT |
| SW204A-78 | 110V | CONT | SW600-7 | 48V | CONT |
| SW204A-82 | 120V | CONT | SW600-8 | 12V | |
| SW204N-3 | 36V | CONT | SW600-93 | 36/48V | INT |
| SW207-0151 | | | SW600A-1 | 28V | CONT |
| SW207-041 | | | SW600A-11 | 24V | CONT |
| SW208-33 | 24V | CONT | SW600A-11D | 28V | |
| SW208-36 | 36V | CONT | SW600A-2 | 28V | CONT |
| SW208-4 | 28V | | SW600A-3 | 60V | |
| SW208-42 | 270V | CONT | SW600A-43 | 28V | |
| SW208-44 | 24V | CONT | SW600A-51T | 24V | CONT |
| SW210-04 | 24V | CONT | SW600A-53 | 28V | CONT |
| SW210-100 | 120V | | SW600A-65 | 56V | CONT |
| SW210-104 | 230V | | SW600A-66 | 28V | |
| SW210-110 | 9V | CONT | SW600A-69 | 60V | |
| SW210-113 | 120V | CONT | SW600A-70 | 48V | CONT |

O.E.M. references are purely indicative and do not imply that parts originate from the original manufacturer.

used for: **ALBRIGHT**

| TYPE | VOLTAGE | COIL TYPE | TYPE | VOLTAGE | COIL TYPE |
|------------|---------|-----------|------------|---------|-----------|
| SW600A-72 | 125V | | SW62A-124 | | |
| SW601 | 12V | | SW62A-124M | | |
| SW601-09 | | | SW62A-136 | 12V | |
| SW601-17P | | | SW62A-137 | 24V | |
| SW601-39P | 12V | | SW62A-22 | 72V | CONT |
| SW601-4 | 80V | | SW62A-22M | 72V | |
| SW601-47 | | | SW62A-24 | 24V | |
| SW601-48P | | | SW62A-33 | 12V | |
| SW601-49P | | | SW62A-44 | | |
| SW601-53P | | | SW62A-44M | 36V | INT |
| SW601-83 | 24V | | SW62A-49M | 72V | |
| SW602 | | | SW62A-5M | | |
| SW602-00 | | | SW62A-60 | 200V | CONT |
| SW602-011 | 24V | | SW62A-66 | | |
| SW602-03P | 24V | | SW62A-86 | 48V | CONT |
| SW602-65 | 24V | | SW62A-89 | 24V | CONT |
| SW602-78 | 48V | | SW62A-90 | | |
| SW602A-1 | 28V | CONT | SW62A-91 | 36/48V | CONT |
| SW603 | 24V | | SW62A-96 | 12V | CONT |
| SW603-50P | 12V | INT | SW62A-97 | | |
| SW603-51P | | | SW62A-98 | 36V | |
| SW604 | 24V | | SW62A-99M | 36V | |
| SW606 | 36V | CONT | SW62C-56 | 36V | |
| SW608 | | | SW64A-108 | 24V | |
| SW60A-175M | | | SW64A-22 | 24V | CONT |
| SW60A-176 | 24V | | SW64A49M | 72V | |
| SW60A-20 | | | SW64B-107 | | |
| SW60A-22 | | | SW65-1 | 24V | INT |
| SW60AB-22 | | | SW65-1112 | | |
| SW60B-131 | | | SW65-26 | 48V | |
| SW60B-14 | 80V | CONT | SW65-3 | | |
| SW60B-179 | 12V | CONT | SW65-45M | 48V | |
| SW60B-182 | 28V | CONT | SW65A-1 | | |
| SW60B-193 | 80V | CONT | SW65A-11 | | |
| SW60B-2 | | | SW65A-2 | 24V | |
| SW60B-238 | | | SW65A-3 | | |
| SW60B-258 | 48V | CONT | SW65A-33 | 12V | |
| SW60B-266 | 48V | | SW65A-33M | | |
| SW60B-348 | | | SW65A-43 | 12V | INT |
| SW60B-4 | | | SW65A-49 | | |
| SW61-1 | 12V | | SW65A-57M | 240V | |
| SW61-105 | 48V | | SW65A-58 | 200V | |
| SW61A-22 | 24V | CONT | SW65A-63 | 24V | |
| SW61B-4 | | | SW65A-64 | 12V | |
| SW62-085A | 36V | INT | SW65A-65M | 36V | |
| SW62-090A | 36V | CONT | SW65A-8M | 72V | |
| SW62-102M | 48V | | SW66-106 | | |
| SW62-107 | 48V | INT | SW66-122 | 24V | |
| SW62-12 | 12V | INT | SW70-7 | | |
| SW62-13 | 16V | INT | SW70-72M | 24V | |
| SW62-98 | 80V | INT | SW70A-1 | 24V | |
| SW62A-101 | 24V | | SW70A-2 | 36V | |
| SW62A-102 | 72V | | SW70A-62 | 24V | |
| SW62A-10M | 48V | INT | SW70A-7 | | |
| SW62A-113 | | | SW70A-70 | | |
| SW62A-114M | | | SW70A-70M | 24V | |
| SW62A-123 | | | SW70A-72 | | |
| SW62A-123M | | | SW70A-72M | 24V | |



used for: **ALBRIGHT**

| TYPE | VOLTAGE | COIL TYPE | TYPE | VOLTAGE | COIL TYPE |
|-------------|---------|-----------|------------|---------|-----------|
| SW711-11B | 110V | | SW801-86 | 36V | CONT |
| SW711-7B | 48V | | SW801-89 | 60V | CONT |
| SW74-18 | 12V | INT | SW801-93 | 36V | |
| SW74-18M | 12V | | SW802-00 | 14V | CONT |
| SW75-16 | | | SW802-04 | | |
| SW75-16M | 48V | | SW802-12 | | |
| SW75-38 | 12V | | SW802-20 | 24V | CONT |
| SW75-39 | 24V | | SW802-23L | 24V | |
| SW75-42 | 24V | | SW802-32 | | |
| SW75-42M | 24V | | SW802-39 | 40V | |
| SW75-44 | 48V | | SW802-43 | 80V | |
| SW76-1 | 24V | | SW802-46 | 36/48V | |
| SW807-39L | 24V | INT | SW802-54 | 120V | CONT |
| SW803-04L | 24V | INT | SW802-55L | 24V | CONT |
| SW800-04 | 24V | | SW802-58 | | |
| SW800-24 | 24V | | SW80-269 | 115V | CONT |
| SW801-010P | 36V | | SW802-8 | 28V | CONT |
| SW801-025 | 28V | CONT | SW802-83 | 12V | CONT |
| SW801-05F | 24V | | SW802-84 | 24V | CONT |
| SW801-06 | 48V | CONT | SW802-95L | | |
| SW801-062 | 24V | CONT | SW803-07 | | |
| SW801-065P | 48V | | SW803-0F | 80V | INT |
| SW801-06F | 48V | | SW803-16 | | |
| SW801-16 | 24V | CONT | SW803-25 | 24V | |
| SW801-160 | 24V | | SW803-36 | | |
| SW801-17L | | | SW803-37 | | |
| SW801-2 | 12V | INT | SW803-5 | 12V | CONT |
| SW801-25 | 12V | INT | SW803-53P | 36V | |
| SW801-275P | | | SW803-57P | 24V | |
| SW801-3 | 60V | CONT | SW803-58 | 12V | CONT |
| SW801-307P | 80V | | SW803-61L | | |
| SW801-326L | 24V | | SW803-648 | 36/48V | CONT |
| SW801-382L | 24V | | SW803-74P | 12V | |
| SW801-383L | 24V | CONT | SW803-75P | 24V | |
| SW801-385PL | 24V | | SW803-78P | | |
| SW801-4 | 12V | CONT | SW803-78PL | 24V | |
| SW801-40 | 24V | | SW803-81P | | |
| SW801-41L | | | SW803-83P | 36V | |
| SW801-424 | 24V | | SW803-84P | 12V | |
| SW801-47L | | | SW803-9 | 36/48V | |
| SW801-488 | 24V | CONT | SW803-90P | 12V | |
| SW801-489L | | | SW803-98L | | |
| SW801-5 | 72V | CONT | SW803-998 | 24V | INT |
| SW801-524L | 24V | | SW804-05 | 24V | |
| SW801-538L | 24V | | SW804-11 | | |
| SW801-56 | 48V | CONT | SW804-14 | 36V | CONT |
| SW801-595L | | | SW804-15P | 48V | |
| SW801-608P | 48V | INT | SW804-19 | 72V | |
| SW801-61 | | | SW804-21 | 80V | CONT |
| SW801-614PE | 24V | | SW804-22 | 24V | CONT |
| SW801-66 | 30V | | SW804-25 | 36/48V | CONT |
| SW801-666L | | | SW804-3 | | |
| SW801-67F | 48V | INT | SW804-36P | 24V | |
| SW801-723P | | | SW804-41 | 24V | CONT |
| SW801-75 | 72V | CONT | SW804-424 | | |
| SW801-78 | 60V | | SW804-5L | | |
| SW801-81 | 120V | CONT | SW804-7 | 36V | CONT |
| SW801-84 | 24V | CONT | SW804-71 | 24V | CONT |

used for: **ALBRIGHT**

| TYPE | VOLTAGE | COIL TYPE | TYPE | VOLTAGE | COIL TYPE |
|-------------|---------|-----------|-------------|---------|-----------|
| SW804-72 | 24V | CONT | SW808-26PL | 24V | |
| SW804-73 | 48V | | SW808-28488 | | |
| SW804-75PL | 12V | | SW808-30 | 24V | |
| SW804-8V | 48V | INT | SW808-37P | 24V | |
| SW804-9 | | | SW808-53P | 36/48V | CONT |
| SW804-93L | | | SW808-83T | | |
| SW804-B40 | | | SW808-84 | 80V | |
| SW804-GN | | | SW808-87P | 24V | |
| SW805-08 | | | SW808-87PE | | |
| SW805-4 | | | SW808-90L | | |
| SW805-40 | | | SW808-96P | | |
| SW805-6 | 12V | | SW808-97L | 24V | INT |
| SW805-69L | 24V | INT | SW808-98P | 48V | CONT |
| SW805-6F | 12V | | SW809-00 | | |
| SW805-7 | | | SW809-1 | | |
| SW805-70 | 80V | | SW809-48 | | |
| SW805-71 | 24V | INT | SW809-55T | 24V | CONT |
| SW805-75L | | | SW809-58 | 36V | |
| SW805-92 | | | SW809-78L | 48V | INT |
| SW806-0 | | | SW809-8 | 12V | |
| SW806-08P | | | SW80A-124 | 48V | CONT |
| SW806-13P | | | SW80A-152 | 48V | CONT |
| SW806-15 | 24V | CONT | SW80A-16 | 12V | INT |
| SW806-2 | | | SW80A-17 | 12V | CONT |
| SW806-29 | 12V | PO | SW80A-19 | 24V | CONT |
| SW806-3 | 28V | CONT | SW80A-195 | | |
| SW806-30P | 36V | | SW80A-20 | 36V | INT |
| SW806-4 | 24V | | SW80A-202 | 80V | INT |
| SW806-42 | 12V | | SW80A-21 | 36V | CONT |
| SW806-60 | | | SW80A-22 | 48V | INT |
| SW806-61 | 24V | CONT | SW80A-225 | 115V | CONT |
| SW806-772 | | | SW80A-233 | 60V | |
| SW806-78 | | | SW80A-24 | 60V | INT |
| SW806-80L | 24V | | SW80A-25 | 60V | CONT |
| SW806-84 | 24V | CONT | SW80A-26 | 72V | INT |
| SW806-86 | 24V | CONT | SW80A-27 | 72V | CONT |
| SW806-96 | 12V | CONT | SW80A-29 | 28V | CONT |
| SW807-04 | 48V | INT | SW80A-296 | 24V | CONT |
| SW807-12PL | 12V | | SW80A-305 | 120V | CONT |
| SW807-19L | | | SW80A-331 | 160V | CONT |
| SW807-20L | | | SW80A-38 | 80V | CONT |
| SW807-34 | | | SW80A-398 | 36/48V | |
| SW807-41 | 24V | | SW80A-412 | 54V | CONT |
| SW807-42 | 24V | | SW80A-437 | 120V | |
| SW807-46P | 12V | | SW80A-537 | 52V | CONT |
| SW807-47P | 24V | CONT | SW80A-585 | 60V | |
| SW807-54P | | | SW80A-61 | 24V | INT |
| SW807-63 | 24V | | SW80A-669 | 24V | |
| SW807-68PE | 12V | INT | SW80A-765 | 60V | CONT |
| SW807-69PE | 24V | INT | SW80A-87 | 30V | |
| SW807-76 | 110V | CONT | SW80A-902 | 32V | CONT |
| SW807-AG | 36V | INT | SW80A-903P | | |
| SW808-0 | 16V | | SW80A-990 | 36V | |
| SW808-0E | | | SW80A-991 | 48V | CONT |
| SW808-1 | 240V | | SW80AB-1004 | 140V | |
| SW808-10 | 36V | | SW80AB-1089 | 32V | |
| SW808-20P | | | SW80AB-1090 | 64V | |
| SW808-2273L | | | SW80AB-1091 | 144V | |

O.E.M. references are purely indicative and do not imply that parts originate from the original manufacturer.



used for: **ALBRIGHT**

| TYPE | VOLTAGE | COIL TYPE | TYPE | VOLTAGE | COIL TYPE |
|-------------|---------|-----------|------------|---------|-----------|
| SW80AB-1092 | 285V | | SW80B-243 | 80V | |
| SW80AB-115 | 110V | | SW80B-245L | 80V | CONT |
| SW80AB-120 | | | SW80B-252 | 60V | CONT |
| SW80AB-16 | 12V | | SW80B-255 | 80V | |
| SW80AB-17 | 12V | | SW80B-260 | 72V | CONT |
| SW80AB-18 | 24V | | SW80B-269 | 115V | CONT |
| SW80AB-19 | 24V | CONT | SW80B-276 | 96V | |
| SW80AB-22 | 60V | CONT | SW80B-286 | 36/48V | CONT |
| SW80AB-230 | 120V | CONT | SW80B2-90L | 24V | |
| SW80AB-233 | 60V | | SW80B-301 | 36/48V | |
| SW80AB-25 | | | SW80B-305P | 36/48V | |
| SW80AB-26 | 72V | INT | SW80B-351 | 12V | |
| SW80AB-27 | 72V | | SW80B-398 | 36/48V | CONT |
| SW80AB-29 | | | SW80B-39AG | 36/48V | INT |
| SW80AB-305 | 110V | CONT | SW80B-4 | | |
| SW80AB-33 | | | SW80B-406 | 72/80V | CONT |
| SW80AB-349 | 110V | CONT | SW80B-413 | 125V | |
| SW80AB-412 | 54V | CONT | SW80B-417L | 48V | CONT |
| SW80AB-476 | 120V | CONT | SW80B-473 | 48V | CONT |
| SW80AB-531 | 24V | CONT | SW80B-489 | | |
| SW80AB-564 | 135V | | SW80B-491 | 24V | INT |
| SW80AB-585 | 60V | | SW80B-497 | | |
| SW80AB-605 | 54V | CONT | SW80B-538 | 72V | CONT |
| SW80AB-669 | 24V | | SW80B-539 | | |
| SW80AB-690 | 50V | CONT | SW80B-543 | 48V | CONT |
| SW80AB-697 | 12V | CONT | SW80B-557 | | |
| SW80AB-818 | 127V | | SW80B-562 | | |
| SW80AB-889 | 24V | | SW80B-574 | 60V | |
| SW80AB-89 | 28V | CONT | SW80B-58 | 12V | CONT |
| SW80ABL-695 | 24V | CONT | SW80B-59 | 24V | CONT |
| SW80AL-P802 | 48V | | SW80B-637 | 12V | CONT |
| SW80AP-903 | 72V | CONT | SW80B-644 | 60V | CONT |
| SW80AP-992 | 48V | CONT | SW80B-65 | 24V | CONT |
| SW80AT-1018 | 36V | CONT | SW80B-687 | 36/48V | CONT |
| SW80B-1014 | 140V | | SW80B-69 | 110V | |
| SW80B-1031 | 60V | CONT | SW80B-775 | 60V | |
| SW80B-1032 | 88V | | SW80B-78 | 120V | CONT |
| SW80B-1040L | | | SW80B-81 | 240V | CONT |
| SW80B-1045 | 220V | | SW80B-838 | 60V | CONT |
| SW80B-105F | 24V | | SW80B-844L | 96V | |
| SW80B-106 | 48V | | SW80B-871 | 90V | CONT |
| SW80B-113L | 24V | INT | SW80B-883 | | |
| SW80B-1148 | 48V | INT | SW80B-937 | 72/80V | CONT |
| SW80B-12 | 60V | INT | SW80B-96 | | |
| SW80B-124 | 24V | INT | SW80B-966 | 120V | CONT |
| SW80B-13 | 60V | CONT | SW80B-988 | 110V | |
| SW80B-1336L | 80V | | SW80B-993 | 60V | CONT |
| SW80B-14 | 72V | | SW80BL-131 | 24V | CONT |
| SW80B-171 | | | SW80BL-147 | 12V | |
| SW80B-174 | | | SW80BL-151 | 30V | CONT |
| SW80B-178 | 60V | CONT | SW80BL-732 | 28V | CONT |
| SW80B-181 | 120V | CONT | SW80BL-748 | 74V | CONT |
| SW80B-193 | 36V | CONT | SW80BL-812 | 74V | CONT |
| SW80B-222 | | | SW80BV-132 | 132V | CONT |
| SW80B-223 | 120V | | SW80EE-567 | 24V | CONT |
| SW80B-224 | 65V | CONT | SW80EE-573 | 24V | |
| SW80B-226 | 36/48V | | SW80EE-611 | 12V | |
| SW80B-239 | 40V | | SW80EE-683 | 24V | CONT |

O.E.M. references are purely indicative and do not imply that parts originate from the original manufacturer.

used for: **ALBRIGHT**

| TYPE | VOLTAGE | COIL TYPE | TYPE | VOLTAGE | COIL TYPE |
|--------------|---------|-----------|-------------|---------|-----------|
| SW80EE-786 | 24V | CONT | SW822-17L | | |
| SW80EE-972 | 24V | CONT | SW822-18L | | |
| SW80EE-B651L | | | SW822-22L | | |
| SW80EE-B652L | | | SW822-23L | | |
| SW80L-313 | 24V | | SW822-6L | 36V | CONT |
| SW80LP-354 | 36V | CONT | SW822-32L | 24V | |
| SW80N-390 | 24V | | SW822-36L | | |
| SW80P-353 | 36V | CONT | SW822-40 | 24V | CONT |
| SW80P-357 | 24V | CONT | SW822-47P | 12V | |
| SW80P-374 | 12V | INT | SW822-5 | 36V | INT |
| SW80P-384 | 13.8V | CONT | SW822-54L | 48V | |
| SW80P-390 | 12V | CONT | SW822-55 | 24V | INT |
| SW80P-415 | 48V | CONT | SW822-60 | 24V | CONT |
| SW80P-416 | 48V | CONT | SW822-61 | 24V | INT |
| SW80P-522 | 48V | CONT | SW822-62PL | | |
| SW80P-702 | 12V | CONT | SW822-65P | 36V | |
| SW80P-727 | 48V | CONT | SW822-69 | 12V | INT |
| SW80P-747 | 24V | CONT | SW822-7 | 48V | INT |
| SW80P-754 | 36V | CONT | SW822-71 | | |
| SW80P-938 | | | SW822-8 | 48V | CONT |
| SW80P-98 | 240V | | SW822A-01L | 24V | INT |
| SW80PL-475 | 12V | | SW822AF-15L | 24V | |
| SW80PT-778 | 24V | CONT | SW822P-42 | 36V | CONT |
| SW82-2 | 12V | CONT | SW822P-47 | 12V | |
| SW82-0828 | 24V | CONT | SW822P-50 | 12V | CONT |
| SW82-1 | 12V | INT | SW822P-52 | 48V | CONT |
| SW82-10 | 60V | CONT | SW822P-53 | 48V | CONT |
| SW82-102 | | | SW822P-54 | 24V | CONT |
| SW82-104 | 24V | | SW822P-65 | 36V | CONT |
| SW82-109 | 24V | INT | SW823-0 | 24V | |
| SW82-11 | 72/80V | INT | SW823-1 | 24V | CONT |
| SW82-126 | 24V | CONT | SW823-2L | | |
| SW82-13 | 80V | CONT | SW823-8 | 30V | |
| SW82-139PL | 24V | INT | SW823-9 | | |
| SW82-14 | 28V | CONT | SW824-7 | | |
| SW82-1482 | 24V | | SW824-9 | 32V | CONT |
| SW82-148L | 24V | INT | SW825-4 | 110V | CONT |
| SW82-15 | | | SW825-8 | 110V | CONT |
| SW82-158P | | | SW826 | 36V | CONT |
| SW82-161L | 24V | CONT | SW826-6 | | |
| SW82-16L | | | SW826-6P | | |
| SW82-17L | | | SW827 | 48V | INT |
| SW82-181T | 24V | CONT | SW828-2FL | 24V | CONT |
| SW82-189 | 24V | CONT | SW828-6 | 24V | CONT |
| SW82-1972 | | | SW828-7 | 24V | CONT |
| SW822-2 | 12V | CONT | SW828-8L | 28V | |
| SW822-3 | 24V | INT | SW829 | 60V | INT |
| SW822-4 | 24V | CONT | SW829-3 | 12V | CONT |
| SW822-48P | 24V | INT | SW82A-127 | 12V | CONT |
| SW822-0160 | 24V | INT | SW82A-144 | 24V | |
| SW822-07061 | | | SW82A-170 | 32V | CONT |
| SW822-1 | 12V | INT | SW82L-118 | 24V | CONT |
| SW822-10 | 60V | CONT | SW82L-120 | 24V | CONT |
| SW822-11 | 72/80V | INT | SW82L-16 | 12V | |
| SW822-12 | 72V | CONT | SW82P-157 | 48V | CONT |
| SW822-3 | 80V | CONT | SW82P-160 | 12V | CONT |
| SW822-14 | | | SW82P-195 | 96V | CONT |
| SW822-16 | | | SW841-0 | 60V | INT |



used for: ALBRIGHT

| TYPE | VOLTAGE | COIL TYPE | TYPE | VOLTAGE | COIL TYPE |
|-------------|---------|-----------|-------------|---------|-----------|
| SW841-02 | 28V | CONT | SW84B-219 | 24V | |
| SW841-07 | 48V | CONT | SW84B-223 | 24V | |
| SW841-09 | 6V | CONT | SW84B-24 | 24V | INT |
| SW841-1 | 60V | CONT | SW84B-3 | 12V | |
| SW841-10 | 4V | CONT | SW84B-30 | 24V | CONT |
| SW841-2 | 12V | CONT | SW84B-31 | 80V | |
| SW841-25 | 24V | | SW84B-36 | 36V | INT |
| SW841-28 | 36/48V | | SW84B-4 | 24V | CONT |
| SW841-29 | 24V | CONT | SW84B-48 | | |
| SW841-3 | 72V | CONT | SW84B-5 | | |
| SW841-53 | | | SW84B-67 | 120V | CONT |
| SW841-55 | | | SW84B-7 | 48V | |
| SW841-77T | 48V | INT | SW84B-8 | 48V | CONT |
| SW842-24 | 12V | | SW84B-80 | | |
| SW842-4 | 72V | | SW84B-89 | 48V | CONT |
| SW842-6 | 80V | INT | SW84B-98 | 120V | CONT |
| SW842-61 | 12V | | SW851-06 | | |
| SW843-0 | 24V | | SW851-6 | | |
| SW843-1 | 80V | CONT | SW851-71 | 12V | CONT |
| SW843-6 | | | SW852 | 24V | |
| SW843-AG | 12V | PO | SW852-0 | 12V | CONT |
| SW844-8 | 36/48V | CONT | SW853-7 | 12V | |
| SW845 | 36V | INT | SW855-0 | 48V | |
| SW846 | 36V | CONT | SW856-5 | 28V | |
| SW846-7 | 120V | CONT | SW857-4 | 110V | |
| SW847-AG | 48V | INT | SW858-9 | 48V | |
| SW849-4 | 24V | CONT | SW859 | 24V | INT |
| SW849-6 | 72V | CONT | SW85A-57 | 120V | |
| SW849-7 | 12V | CONT | SW85AP-T174 | | |
| SW84A-136 | 60V | CONT | SW85AT-173 | | |
| SW84A-137 | 120V | CONT | SW85B-108 | 48V | CONT |
| SW84A-14 | 12V | | SW85B-115 | 60V | CONT |
| SW84A-15 | 12V | | SW85B-117 | 60V | CONT |
| SW84A-16 | 24V | | SW85B-2 | 24V | |
| SW84A-168 | | | SW85B-20 | 12V | |
| SW84A-17 | 24V | | SW85B-50 | 48V | |
| SW84A-172 | 54V | CONT | SW85B-91 | 80V | |
| SW84A-19 | 36V | CONT | SW85PT-172 | 24V | CONT |
| SW84A-20 | 48V | | SW867 | 36V | CONT |
| SW84A-2417T | 24V | INT | SW86A-10 | 12V | INT |
| SW84A-250 | 48V | | SW86A-19 | 48V | |
| SW84A-3 | 12V | INT | SW86P-190 | 12V | CONT |
| SW84A-60 | | | SW88-10 | 60V | CONT |
| SW84AB-16 | 24V | | SW88-101 | 12V | |
| SW84AB-20 | 48V | | SW88-104L | | |
| SW84AB-21 | 48V | | SW88-11 | 72V | INT |
| SW84AB-23 | 60V | CONT | SW88-116 | 24V | INT |
| SW84AB-61 | 120V | CONT | SW88-119 | 24V | INT |
| SW84B-1 | 24V | INT | SW88-12 | 72V | CONT |
| SW84B-113 | 110V | CONT | SW88-120 | 24V | |
| SW84B-128 | | | SW88-124 | | |
| SW84B-130 | | | SW88-12V | 12V | INT |
| SW84B-143 | 48V | | SW88-134 | 24V | |
| SW84B-170 | 28V | CONT | SW88-142L | | |
| SW84B-180T | 80V | PO | SW88-143 | 48V | |
| SW84B-181T | 48V | PO | SW88-150 | 36V | CONT |
| SW84B-182T | | | SW88-151 | 48V | CONT |
| SW84B-212T | 24V | PO | SW88-158L | | |

used for: **ALBRIGHT**


| TYPE | VOLTAGE | COIL TYPE | TYPE | VOLTAGE | COIL TYPE |
|-------------|---------|-----------|------------|---------|-----------|
| SW88-161 | 36V | | SW88B-257T | 48V | |
| SW88-163 | | | SW88B-28 | 48V | |
| SW88-164T | 12V | INT | SW88B-30 | | |
| SW88-167T | 24V | INT | SW88B-36 | | |
| SW88-169 | 24V | CONT | SW88B-55 | 24V | CONT |
| SW882 | 12V | CONT | SW88B-6 | 36V | CONT |
| SW882-5AG | 80V | INT | SW88B-67 | 12V | INT |
| SW882-7 | 24V | INT | SW88B-7 | 48V | |
| SW882-8 | 36/48V | | SW88B-74 | 72/80V | |
| SW883-4 | 12V | | SW88B-76 | 36/48V | |
| SW883-5 | 12V | INT | SW88B-79 | 48V | |
| SW884-6 | 24V | INT | SW88B-8 | 48V | CONT |
| SW884-8 | 48V | | SW88B-80 | 36/48V | |
| SW885-1 | 80V | CONT | SW88B-92 | 110V | CONT |
| SW885-5 | 24V | CONT | SW88B-94 | 36V | INT |
| SW886 | 36V | CONT | SW88B-96 | 230V | CONT |
| SW886-6 | 120V | CONT | SW88LB-48 | 48V | |
| SW886-7 | 12V | | SW89-107 | 48V | |
| SW886-9 | 12V | | SW89-11 | 24V | |
| SW887-3 | | | SW89-18M | 12V | |
| SW887-4 | | | SW89-21M | 72V | |
| SW887-5 | 36V | | SW89-42 | 48V | |
| SW887-6 | | | SW89-42M | | |
| SW887-8L | | | SW89-43 | | |
| SW887-AG | 48V | INT | SW89-63 | 48V | |
| SW888-3 | 12V | | SW90-177 | | |
| SW889 | 60V | INT | SW92-1 | 24V | INT |
| SW88A-13 | 12V | INT | SW92-1K1 | 24V | |
| SW88A-14 | 12V | CONT | SW92-2 | 24V | |
| SW88A-15 | 24V | INT | SW92-3L | 24V | INT |
| SW88A-16 | 24V | CONT | SW92-1L | 24V | |
| SW88A-17 | 36V | INT | SW92-7 | 24V | INT |
| SW88A-18 | 36V | CONT | SW92B-29 | 60V | |
| SW88A-19 | 48V | INT | | | |
| SW88A-20 | 48V | CONT | | | |
| SW88A-21 | 60V | INT | | | |
| SW88A-22 | 60V | CONT | | | |
| SW88A-23 | 72V | INT | | | |
| SW88A-24 | 72V | CONT | | | |
| SW88AB-15 | | | | | |
| SW88AB-16 | 24V | | | | |
| SW88AB-19 | 48V | | | | |
| SW88AB-20 | 48V | INT | | | |
| SW88AB-21 | 60V | | | | |
| SW88AB-22 | 48V | | | | |
| SW88AB-23 | 72V | | | | |
| SW88AB-48 | 48V | | | | |
| SW88AB-L159 | 24V | CONT | | | |
| SW88B-1 | 24V | INT | | | |
| SW88B-104L | 24V | INT | | | |
| SW88B-114 | 220V | CONT | | | |
| SW88B-122 | 48V | | | | |
| SW88B-128 | 24V | INT | | | |
| SW88B-134 | | | | | |
| SW88B-149 | | | | | |
| SW88B-2 | 12V | CONT | | | |
| SW88B-24 | 24V | | | | |
| SW88B-25 | 24V | | | | |



used for: AMEISE-JUNGHEINRICH



| VOLTAGE | REMARK | CONTACTOR |
|---|--------|-------------------------------|
| 24 V | | REF 106TA2159 |
| 36 V | | REF 106TA2160 |
| 48 V | | REF 106TA2161 |
| 72 V | | REF 106TA2162 |
| 80 V | | REF 106TA2163 |
| CONTACT KIT: REF 106TA2366 (order 4x) | | |



used for: STILL - LINDE



| VOLTAGE | REMARK | CONTACTOR |
|---|----------------------|-------------------------------|
| 24 V | with copper contacts | REF 107TA8443 |
| 48 V | with copper contacts | REF 106TA2170 |
| 80 V | with copper contacts | REF 106TA2172 |
| CONTACT KIT: REF 105TA4721 (order 4x) | | |



used for: STILL - LINDE



| VOLTAGE | REMARK | CONTACTOR |
|---|----------------------|-------------------------------|
| 24 V | with silver contacts | REF 106TA2169 |
| 48 V | with silver contacts | REF 106TA2171 |
| 80 V | with silver contacts | REF 106TA2173 |
| CONTACT KIT: REF 105TA4720 (order 4x) | | |




used for: STILL



| VOLTAGE | REMARK | CONTACTOR |
|---|--------|-------------------------------|
| 12 V | | REF 107TA8444 |
| 24 V | | REF 106TA2174 |
| 48 V | | REF 106TA2175 |
| 80 V | | REF 106TA2176 |
| CONTACT KIT: REF 110TA2788 (order 4x) | | |



used for: LINDE - with blow-outs



| VOLTAGE | REMARK | CONTACTOR |
|---------|--------|-------------------------------|
| 48 V | | REF 123TA7167 |
| 80 V | | REF 123TA7168 |


used for: LANSING



| VOLTAGE | REMARK | CONTACTOR |
|---------|-------------------------|-------------------------------|
| 48 V | 3005078 | REF 111TA3724 |
| 72 V | 3005152 | REF 111TA3725 |



used for: **FIAT / OM-PIMESPO**



| VOLTAGE | REMARK | CONTACTOR |
|---------|---------------------------|-------------------------------|
| 24 V | single pole - normal open | REF 106TA2181 |
| 24 V | single pole - change-over | REF 107TA1539 |
| | | |
| | | |
| | | |
| | | |



used for: **AMETEK - HB - PRESTOLITE**

HB111 - 100A




| VOLTAGE | REMARK | CONTACTOR |
|--|--------|-------------------------------|
| 24 V | BT | REF 106TA2234 |
| 36 V | | REF 135TA1977 |
| CONTACT KIT: REF 106TA2236 | | |
| | | |
| | | |
| | | |



HB117 - 100A



| VOLTAGE | REMARK | CONTACTOR |
|--|--------|-------------------------------|
| 24 V | BT | REF 106TA2237 |
| CONTACT KIT: REF 106TA2239 | | |
| | | |
| | | |
| | | |



HBSP102 - 100A



| VOLTAGE | REMARK | CONTACTOR |
|--|--------|-------------------------------|
| 24 V | BT | REF 106TA2240 |
| CONTACT KIT: REF 106TA2241 (2 x) | | |
| | | |
| | | |
| | | |



HBSP193 - 100A




| VOLTAGE | REMARK | CONTACTOR |
|--|--------|-------------------------------|
| 24 V | LAFIS | REF 107TA1551 |
| CONTACT KIT: REF 106TA2241 (2 x) | | |
| | | |
| | | |
| | | |



HBSP103 - 100A




| VOLTAGE | REMARK | CONTACTOR |
|--|------------|-------------------------------|
| 24 V | BT / LAFIS | REF 107TA1552 |
| CONTACT KIT: REF 106TA2241 (1 x) + REF 106TA2245 (2 x) | | |
| | | |
| | | |
| | | |



HBSP197 - 100A



| VOLTAGE | REMARK | CONTACTOR |
|--|--------|-------------------------------|
| 24 V | | REF 111TA3560 |
| CONTACT KIT: REF 106TA2236 (2 x) + REF 106TA2239 (2 x) | | |
| | | |
| | | |
| | | |





HBSP182 - 100A



| VOLTAGE | REMARK | CONTACTOR |
|---------|--------|-------------------------------|
| 48 V | BT | REF 111TA3561 |

CONTACT KIT: REF [106TA2245](#) (2 x)

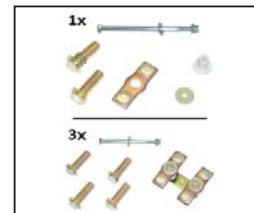


HBSP206 - 100A



| VOLTAGE | REMARK | CONTACTOR |
|---------|--------|-------------------------------|
| 24 V | | REF 111TA3562 |

CONTACT KIT: REF [106TA2236](#) (1 x) + REF [106TA2239](#) (3 x)

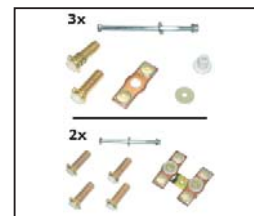


HBSP218 - 100A



| VOLTAGE | REMARK | CONTACTOR |
|---------|---|-----------|
| | no longer available, please buy contactors separately | |

CONTACT KIT: REF [106TA2236](#) (3 x) + REF [106TA2239](#) (2 x)

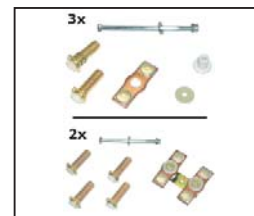


HBSP198 - 100A



| VOLTAGE | REMARK | CONTACTOR |
|---------|--------|-------------------------------|
| 24 V | BT | REF 111TA6220 |

CONTACT KIT: REF [106TA2236](#) (3 x) + REF [106TA2239](#) (2 x)



HB401 - 100A



| VOLTAGE | REMARK | CONTACTOR |
|---------|--------|-------------------------------|
| 24 V | BT | REF 106TA2252 |
| 24 V | LAFIS | REF 106TA2254 |

CONTACT KIT: REF [110TA3581](#)



HB401 - 100A



| VOLTAGE | REMARK | CONTACTOR |
|---------|--------|-----------------------------|
| 36 V | CAT | REF C399716 |

CONTACT KIT: REF [110TA3588](#)




HB403 - 100A



| VOLTAGE | REMARK | CONTACTOR |
|---------|--------|-------------------------------|
| 24 V | BT | REF 106TA2248 |

CONTACT KIT: REF [108TA7988](#)





HB407 - 100A



| VOLTAGE | REMARK | CONTACTOR |
|---------|--------|-------------------------------|
| 24 V | BT | REF 106TA2249 |
| 48 V | BT | REF 106TA2251 |

CONTACT KIT: REF [108TA8173](#)



HB407 - 100A



| VOLTAGE | REMARK | CONTACTOR |
|---------|--------|-----------------------------|
| 36 V | CAT | REF C399707 |

CONTACT KIT: REF [108TA7552](#)




HB409 - 100A




| VOLTAGE | REMARK | CONTACTOR |
|---------|--------|-----------------------------|
| 36 V | CAT | REF C399717 |

CONTACT KIT: REF [108TA8056](#)



HB431 - 150A




| VOLTAGE | REMARK | CONTACTOR |
|---------|--------|-------------------------------|
| 24 V | ATLET | REF 106TA2254 |
| 48 V | ATLET | REF 135TA1978 |

CONTACT KIT: REF [110TA3578](#)




HB431 - 150A




| VOLTAGE | REMARK | CONTACTOR |
|---------|---------|------------|
| 48 V | BT CONT | REF B74453 |
| 48 V | BT INT | REF B74451 |

CONTACT KIT: REF [108TA8249](#)




HB433 - 150A



| VOLTAGE | REMARK | CONTACTOR |
|---------|--------|-------------------------------|
| 48 V | BT | REF 111TA3568 |

CONTACT KIT: REF [112TA2907](#)




HB437 - 150 AMPS



| VOLTAGE | REMARK | CONTACTOR |
|---------|--------|-------------------------------|
| 24 V | BT | REF 106TA2256 |
| 48 V | BT | REF 106TA2258 |

CONTACT KIT: REF [108TA7751](#)






HB437 - 150 AMPS



| VOLTAGE | REMARK | CONTACTOR |
|--|--------|-------------------------------|
| 48 V | ATLET | REF 106TA2257 |
| CONTACT KIT: REF 105TA4710 | | |
| | | |
| | | |



SERIES HB1 - 200A




| VOLTAGE | REMARK | CONTACTOR |
|--|----------|-------------------------------|
| 24 V | BT/ATLET | REF 106TA2259 |
| 48 V | ATLET | REF 106TA2262 |
| CONTACT KIT: REF 110TA3569 | | |
| | | |
| | | |




SERIES HB1 - 200A



| VOLTAGE | REMARK | CONTACTOR |
|--|--------|-----------------------------|
| 36 V | CAT | REF C386641 |
| 36 V | CAT | REF C394391 |
| 72 V | CAT | REF C396580 |
| 72 V | CAT | REF C396581 |
| CONTACT KIT: REF 110TA3587 | | |
| | | |
| | | |



SERIES HB1 - 200A



| VOLTAGE | REMARK | CONTACTOR |
|--|---|-----------|
| | no longer available, please buy contact kit | |
| CONTACT KIT: REF 110TA3559 | | |
| | | |
| | | |



SERIES HB1 - 200A




| VOLTAGE | REMARK | CONTACTOR |
|--|--------|-----------------------------|
| 36 V | CAT | REF C399712 |
| CONTACT KIT: REF 108TA8063 | | |
| | | |
| | | |




SERIES HB1 - 200A




| VOLTAGE | REMARK | CONTACTOR |
|--|--------|-----------------------------|
| 36 V | CAT | REF C924355 |
| 36 V | CAT | REF C924356 |
| CONTACT KIT: REF 108TA7549 | | |
| | | |
| | | |



SERIES HB3 - 200A




| VOLTAGE | REMARK | CONTACTOR |
|--|--------|-------------------------------|
| 24 V | YALE | REF 111TA3570 |
| CONTACT KIT: REF 108TA7845 | | |
| | | |
| | | |






SERIES HB30 - 300A



| VOLTAGE | REMARK | CONTACTOR |
|---------|-----------|-------------------------------|
| 24 V | HYSTER | REF 106TA2271 |
| 48 V | CLARK/CAT | REF 106TA2272 |

CONTACT KIT: REF [108TA7886](#)



SERIES HB30 - 300A



| VOLTAGE | REMARK | CONTACTOR |
|---------|--------|-----------------------------|
| 36 V | CAT | REF C3C7394 |
| 72 V | CAT | REF C396582 |

CONTACT KIT: REF [108TA7902](#)



SERIES HB30 - 300A



| VOLTAGE | REMARK | CONTACTOR |
|---------|---|-----------|
| | no longer available, please buy contact kit | |

CONTACT KIT: REF [111TA4050](#)



SERIES HB36 - 300A



| VOLTAGE | REMARK | CONTACTOR |
|---------|---|-----------|
| | no longer available, please buy contact kit | |

CONTACT KIT: REF [108TA8032](#)




SERIES HB38 - 300A



| VOLTAGE | REMARK | CONTACTOR |
|---------|---|-----------|
| | no longer available, please buy contact kit | |

CONTACT KIT: REF [110TA3591](#)



SERIES HB60



| VOLTAGE | REMARK | CONTACTOR |
|---------|--------|-------------------------------|
| 36 V | | REF 111TA3572 |

CONTACT KIT: REF [110TA3555](#)




SERIES HB7 - 200A




| VOLTAGE | REMARK | CONTACTOR |
|---------|--------|-------------------------------|
| 24 V | BT | REF 106TA2268 |
| 36 V | CAT | REF C914052 |
| 36 V | CAT | REF C924667 |
| 48 V | BT | REF 122TA7498 |

CONTACT KIT: REF [108TA7682](#)





SERIES HB70 - 100A




| VOLTAGE | REMARK | CONTACTOR |
|---------|---|-----------|
| | no longer available, please buy contact kit | |
| | CONTACT KIT: REF 108TA7837 | |
| | | |
| | | |
| | | |





used for: **BALKANCAR**

KPE 4 - 63 AMPS



| VOLTAGE | REMARK | CONTACTOR |
|--|--------|-------------------------------|
| 40V | 55 Ohm | REF 123TA1932 |
| CONTACT KIT: REF 123TA5758 | | |
| | | |
| | | |
| | | |
| | | |



KPE 5 - 160 AMPS



| VOLTAGE | REMARK | CONTACTOR |
|--|--------|-------------------------------|
| 40V | 52 Ohm | REF 123TA1974 |
| CONTACT KIT: REF 123TA5759 | | |
| | | |
| | | |
| | | |
| | | |



KPE 6 - 160 AMPS



| VOLTAGE | REMARK | CONTACTOR |
|--|--------|-------------------------------|
| 40V | 23 Ohm | REF 123TA7169 |
| CONTACT KIT: REF 123TA5760 | | |
| | | |
| | | |
| | | |
| | | |



KPD 5 - 100 AMPS



| VOLTAGE | REMARK | CONTACTOR |
|---|----------|-------------------------------|
| 40V | 40,7 Ohm | REF 123TA1935 |
| 80V | 180 Ohm | REF 135TA1975 |
| CONTACT KIT: REF 123TA5759 (2x) | | |
| | | |
| | | |
| | | |



KPD 6 - 160 AMPS



| VOLTAGE | REMARK | CONTACTOR |
|---|----------|-------------------------------|
| 40V | 40,6 Ohm | REF 123TA5757 |
| 80V | 180 Ohm | REF 135TA1976 |
| CONTACT KIT: REF 123TA5760 (2x) | | |
| | | |
| | | |
| | | |



used for: **BOSCH**

SERIES 200 - NORMAL OPEN - 230A



| VOLTAGE | REMARK | CONTACTOR |
|--|--|-------------------------------|
| 24 V | 0333200010 horizontal support mounting | REF 111TA6157 |
| 24 V | 0333200012 vertical support mounting | REF 111TA6158 |
| 48 V | 0333200016 | REF 111TA6159 |
| 80 V | 0333200013 | REF 111TA6160 |
| CONTACT KIT: REF 110TA3561 | | |



SERIES 201 - CHANGE OVER - 230A



| VOLTAGE | REMARK | CONTACTOR |
|--|-----------------------------|-------------------------------|
| 24 V | 0333201010 | REF 111TA6161 |
| 24 V | 0333201011 auxiliary switch | REF 111TA6162 |
| 48 V | 0333201015 | REF 111TA6163 |
| 80 V | 0333201012 | REF 111TA6164 |
| 80 V | 0333201013 auxiliary switch | REF 111TA6165 |
| CONTACT KIT: REF 111TA6191 | | |



SERIES 007 - SINGLE POLE - NORMAL OPEN - 150A




| VOLTAGE | REMARK | CONTACTOR |
|--|------------|-------------------------------|
| 24 V | 0333007002 | REF 111TA6166 |
| CONTACT KIT: REF 111TA6167 | | |



SERIES 007 - DOUBLE POLE - NORMAL OPEN - 150A



| VOLTAGE | REMARK | CONTACTOR |
|--|------------|-------------------------------|
| 24 V | 0333007004 | REF 111TA6168 |
| CONTACT KIT: REF 111TA6169 | | |



NO = normal open
CO = change over

BOSCH solenoids

POWER RELAYS SERIES 006 - 80A CONT - NO



| VOLTAGE | REMARK | SOLENOID |
|---------|--------|-------------------------------|
| 6 V | | REF 134TA9152 |
| 12 V | | REF 106TA2315 |
| 24 V | | REF 106TA2316 |

POWER RELAYS SERIES 006 - 80A CONT - 1NO + 1CO



| VOLTAGE | REMARK | SOLENOID |
|---------|--------|-------------------------------|
| 12 V | | REF 134TA9156 |



POWER RELAYS SERIES 006 - 100A CONT - 1NC



| VOLTAGE | REMARK | SOLENOID |
|---------|--------|-------------------------------|
| 24 V | | REF 134TA9157 |
| | | |
| | | |
| | | |
| | | |
| | | |

POWER RELAYS SERIES 009 - 150A CONT - NO



| VOLTAGE | REMARK | SOLENOID |
|---------|----------------|-------------------------------|
| 12 V | screw terminal | REF 106TA2317 |
| 24 V | screw terminal | REF 116TA4686 |
| | | |
| | | |
| | | |
| | | |

POWER RELAYS SERIES 009 - 150A CONT - NO



| VOLTAGE | REMARK | SOLENOID |
|---------|------------------|-------------------------------|
| 24 V | fast-on terminal | REF 106TA2319 |
| | | |
| | | |
| | | |
| | | |
| | | |

KISSLING solenoids

SERIES 29 - 300A - NO



| VOLTAGE | REMARK | SOLENOID |
|---------|--------|-------------------------------|
| 24 V | | REF 134TA9153 |
| 28 V | diode | REF 125TA4562 |
| 48 V | | REF 123TA1940 |
| | | |
| | | |
| | | |
| | | |



ESSEX / WHITE-RODGERS solenoids

TYPE 124 - 100A - SINGLE POLE - NO



| VOLTAGE | REMARK | SOLENOID |
|---------|--------|-------------------------------|
| 12 V | | REF 107TA1568 |
| 24 V | | REF 107TA1569 |
| 36 V | | REF 122TA7508 |
| | | |
| | | |
| | | |

TYPE 124 - 100A - SINGLE POLE - CO



| VOLTAGE | REMARK | SOLENOID |
|---------|--------|-------------------------------|
| 12 V | | REF 111TA3727 |
| 24 V | | REF 107TA1571 |
| 36 V | | REF 107TA1572 |
| 48 V | | REF 134TA9154 |
| | | |
| | | |
| | | |

TYPE 586 - 200A - SINGLE POLE - NO



| VOLTAGE | REMARK | SOLENOID |
|---------|-----------------|-------------------------------|
| 12 V | water resistant | REF 122TA7509 |
| 24 V | water resistant | REF 111TA4054 |
| 36 V | water resistant | REF 122TA7510 |
| 48 V | water resistant | REF 123TA9532 |
| | | |
| | | |
| | | |

TYPE 586 - 200A - SINGLE POLE - CO



| VOLTAGE | REMARK | SOLENOID |
|---------|-----------------|-------------------------------|
| 24 V | water resistant | REF 122TA7511 |
| 36 V | water resistant | REF 111TA4055 |
| | | |
| | | |
| | | |

TYPE 120 - 100A



| VOLTAGE | REMARK | SOLENOID |
|---------|--|-------------------------------|
| 12 V | water resistant - high vibration resistant | REF 122TA7512 |
| 24 V | water resistant - high vibration resistant | REF 115TA6891 |
| 36 V | water resistant - high vibration resistant | REF 111TA4056 |
| | | |
| | | |
| | | |

RAVIOLI solenoids - equivalent to BOSCH

SERIES T106 - 80A - NO



| VOLTAGE | REMARK | SOLENOID |
|---------|------------------|-------------------------------|
| 12 V | fast-on terminal | REF 122TA7516 |
| 24 V | fast-on terminal | REF 122TA7501 |
| | | |
| | | |
| | | |



SERIES T106 - 80A - CO



| VOLTAGE | REMARK | SOLENOID |
|---------|------------------|-------------------------------|
| 12 V | fast-on terminal | REF 122TA7504 |
| 24 V | fast-on terminal | REF 122TA7505 |
| 36 V | fast-on terminal | REF 122TA7506 |
| | | |
| | | |
| | | |

SERIES T156 - 100A - NO



| VOLTAGE | REMARK | SOLENOID |
|---------|------------------|-------------------------------|
| 12 V | fast-on terminal | REF 111TA3714 |
| 24 V | fast-on terminal | REF 134TA9155 |
| | | |
| | | |
| | | |

SERIES T154 - 100A - NO



| VOLTAGE | REMARK | SOLENOID |
|---------|----------------|-------------------------------|
| 12 V | screw terminal | REF 111TA4052 |
| 24 V | screw terminal | REF 111TA4053 |
| 36 V | screw terminal | REF 122TA7507 |
| | | |
| | | |
| | | |

SERIES T206 - 150A - NO





| VOLTAGE | REMARK | SOLENOID |
|---------|------------------|-------------------------------|
| 12 V | fast-on terminal | REF 122TA7502 |
| 24 V | fast-on terminal | REF 122TA7503 |
| | | |
| | | |
| | | |

SERIES T204 - 150A - NO



| VOLTAGE | REMARK | SOLENOID |
|---------|----------------|-------------------------------|
| 12 V | screw terminal | REF 107TA1564 |
| 24 V | screw terminal | REF 107TA1565 |
| | | |
| | | |
| | | |

UNIVERSAL solenoids - equivalent to BOSCH

 = CURVED BRACKET
 = STANDARD BRACKET

SOLENOID 140A - DOUBLE POLE - 1NO + 1NC



| VOLTAGE | REMARK | SOLENOID |
|---------|--------|-------------------------------|
| 12 V | | REF 107TA1570 |
| | | |
| | | |
| | | |
| | | |



SOLENOID 120A - DOUBLE POLE - 1NO + 1NC



| VOLTAGE | REMARK | SOLENOID |
|---------|--------|-------------------------------|
| 24 V | | REF 107TA1563 |
| | | |
| | | |
| | | |
| | | |

BEST BUY - 150A - NO



| VOLTAGE | REMARK | SOLENOID |
|---------|--------|-------------------------------|
| 24 V | | REF 106TA2325 |
| | | |
| | | |
| | | |
| | | |

used for HPI



| VOLTAGE | REMARK | SOLENOID |
|---------|----------------------|-------------------------------|
| 12 V | 80 A | REF 125TA4563 |
| 12 V | 150 A | REF 134TA8202 |
| 24 V | 80 A curved bracket | REF 125TA4565 |
| 24 V | 150 A curved bracket | REF 125TA4564 |
| | | |
| | | |

used for BT, PRAMAC, ICEM



| VOLTAGE | REMARK | SOLENOID |
|---------|--------|-------------------------------|
| 12 V | | REF 125TA4566 |
| | | |
| | | |
| | | |
| | | |

used for SAZ 4201 DUY MARINE



| VOLTAGE | REMARK | SOLENOID |
|---------|--------|-------------------------------|
| 12 V | | REF 125TA4567 |
| | | |
| | | |
| | | |
| | | |

SOLENOIDS used for TOYOTA



| VOLTAGE | REMARK | SOLENOID |
|---------|--------|-------------------------------|
| 12 V | | REF 125TA4558 |
| 24 V | | REF 125TA4559 |
| 48 V | | REF 125TA4560 |
| | | |
| | | |
| | | |

O.E.M. references are purely indicative and do not imply that parts originate from the original manufacturer.



UNIVERSAL SMALL SIZE SOLENOIDS

⊗ = CURVED BRACKET
⊘ = STANDARD BRACKET

SOLENOID - 3 TERMINALS - COPPER CONTACTS - 80 A



| VOLTAGE | REMARK | SOLENOID |
|---------|--------------------------------------|-------------------------------|
| 12 V | intermittent duty - curved bracket | REF 106TA2334 |
| 12 V | intermittent duty - standard bracket | REF 123TA7733 |
| 12 V | continuous duty - standard bracket | REF 106TA2333 |
| 24 V | intermittent duty - standard bracket | REF 123TA7734 |
| | | |
| | | |

SOLENOID - 3 TERMINALS - SILVER CONTACTS - 150 A



| VOLTAGE | REMARK | SOLENOID |
|---------|----------------------------------|-------------------------------|
| 12 V | continuous duty - curved bracket | REF 106TA2335 |
| | | |
| | | |
| | | |

SOLENOID - 4 TERMINALS - COPPER CONTACTS - 80 A



| VOLTAGE | REMARK | SOLENOID |
|---------|------------------------------------|-------------------------------|
| 12 V | continuous duty - standard bracket | REF 106TA2336 |
| | | |
| | | |
| | | |

SOLENOID - 4 TERMINALS - SILVER CONTACTS - 150 A



| VOLTAGE | REMARK | SOLENOID |
|---------|--|-------------------------------|
| 12 V | 150 A continuous duty - standard bracket | REF 106TA2337 |
| 24 V | 100 A continuous duty - standard bracket | REF 106TA2338 |
| 24 V | 100 A continuous duty - curved bracket | REF 107TA1566 |
| 36 V | 60 A continuous duty - standard bracket | REF 106TA2340 |
| 48 V | 60 A continuous duty - standard bracket | REF 122TA7499 |
| 72 V | 60 A continuous duty - stand-offs | REF 107TA1567 |
| | | |

SOLENOID - 6 TERMINALS - 80 A



| VOLTAGE | REMARK | SOLENOID |
|---------|--------|-------------------------------|
| 12 V | | REF 123TA5764 |
| 24 V | | REF 123TA5765 |
| | | |
| | | |

ECONOMICAL VERSION - 80 A



| VOLTAGE | REMARK | SOLENOID |
|---------|---------------------------------|-------------------------------|
| 12 V | intermittent duty - 3 terminals | REF 111TA3726 |
| 12 V | intermittent duty - 4 terminals | REF 123TA5763 |
| | | |
| | | |



MAC 15D - 150 A



| VOLTAGE | REMARK | SOLENOID |
|--|--------|-------------------------------|
| 12 V | | REF 125TA4561 |
| 24 V | | REF 123TA1937 |
| CONTACT KIT: REF 115TA5501 | | |
| | | |
| | | |



MAC 15R - 150 A



| VOLTAGE | REMARK | SOLENOID |
|--|--------|-------------------------------|
| 12 V | | REF 123TA1938 |
| 24 V | | REF 123TA1939 |
| CONTACT KIT: REF 122TA7677 | | |
| | | |
| | | |






used for: **CABLEFORM - series 1000**

SERIES 1000 - SINGLE POLE - NORMAL OPEN - 200A



| VOLTAGE | REMARK | CONTACTOR |
|--|--------|-------------------------------|
| 12 V | | REF 103TA1556 |
| 24 V | | REF 103TA1557 |
| 36 V | | REF 103TA1558 |
| 48 V | | REF 103TA1559 |
| 72 V | | REF 111TA3528 |
| CONTACT KIT: REF 105TA4712 | | |



SERIES 1000 - DOUBLE POLE - CHANGE OVER - 200A



| VOLTAGE | REMARK | CONTACTOR |
|--|--------|-------------------------------|
| 24 V | | REF 103TA1567 |
| 48 V | | REF 103TA1568 |
| 72 V | | REF 103TA1569 |
| CONTACT KIT: REF 103TA1570 | | |




used for: **CABLEFORM - series 1100**


SERIES 1100 - SINGLE POLE - NORMAL OPEN - 200A



| VOLTAGE | REMARK | CONTACTOR |
|--|--------|-------------------------------|
| 24 V | | REF 103TA1580 |
| 48 V | | REF 103TA1581 |
| 72 V | | REF 103TA1582 |
| 80 V | | REF 103TA1583 |
| CONTACT KIT: REF 108TA7874 | | |



SERIES 1100 - SINGLE POLE - CHANGE OVER - 200A




| VOLTAGE | REMARK | CONTACTOR |
|--|---------------|-------------------------------|
| 24 V | | REF 111TA3529 |
| 48 V | | REF 103TA1603 |
| 72 V | without panel | REF 111TA3530 |
| CONTACT KIT: REF 103TA1604 | | |



SERIES 1100 - DOUBLE POLE - CHANGE OVER - 200A



| VOLTAGE | REMARK | CONTACTOR |
|--|--------|-------------------------------|
| 24 V | | REF 111TA3531 |
| 48 V | | REF 103TA1613 |
| 72 V | | REF 111TA3532 |
| 80 V | | REF 108TA4148 |
| CONTACT KIT: REF 108TA7931 | | |



used for: **CABLEFORM - series 1200**

SERIES 1200 - SINGLE POLE - NORMAL OPEN - 300A




| VOLTAGE | REMARK | CONTACTOR |
|--|--------|-------------------------------|
| 72 V | | REF 135TA1983 |
| CONTACT KIT: REF 135TA2447 | | |



used for: **CABLEFORM - series 1300****SERIES 1300 - SINGLE POLE - NORMAL OPEN - 120A**

| VOLTAGE | REMARK | CONTACTOR |
|---------|------------|-------------------------------|
| 12 V | | REF 103TA1618 |
| 24 V | | REF 103TA1619 |
| 24 V | with diode | REF 111TA3533 |
| 36 V | | REF 111TA3534 |
| 48 V | | REF 111TA3535 |
| 48 V | with diode | REF 103TA1624 |
| 72 V | | REF 103TA1622 |

CONTACT KIT: REF [135TA1982](#)**SERIES 1300 - SINGLE POLE - CHANGE OVER - 120A**

| VOLTAGE | REMARK | CONTACTOR |
|---------|------------|-------------------------------|
| 12 V | | REF 103TA1641 |
| 24 V | | REF 103TA1642 |
| 24 V | with diode | REF 111TA3536 |
| 36 V | | REF 111TA3537 |
| 48 V | | REF 103TA1644 |
| 48 V | with diode | REF 111TA3538 |
| 72 V | | REF 103TA1645 |

CONTACT KIT: REF [110TA3567](#)used for: **CABLEFORM - series 1400****SERIES 1400 - SINGLE POLE - NORMAL OPEN - 250A**

| VOLTAGE | REMARK | CONTACTOR |
|---------|--------|-------------------------------|
| 12 V | | REF 103TA1509 |
| 24 V | | REF 111TA3539 |
| 36 V | | REF 103TA1511 |
| 48 V | | REF 103TA1512 |
| 72 V | | REF 103TA1513 |
| 80 V | | REF 111TA3540 |

CONTACT KIT: REF [108TA8167](#)**SERIES 1400 - SINGLE POLE - CHANGE OVER - 250A**

| VOLTAGE | REMARK | CONTACTOR |
|---------|--------|-------------------------------|
| 24 V | | REF 103TA1539 |
| 36 V | | REF 111TA3541 |
| 48 V | | REF 111TA3542 |
| 72 V | | REF 111TA3543 |
| 80 V | | REF 103TA1543 |

CONTACT KIT: REF [108TA8164](#)




used for: **GENERAL ELECTRIC - SERIES IC4482CTRA - EV1**

EV1 150A - SINGLE POLE - NORMAL OPEN - Config. AH



| VOLTAGE | REMARK | CONTACTOR |
|---------|------------------------|-------------------------------|
| 12 V | CTRA 700 | REF 107TA1468 |
| 24 V | CTRA 700 | REF 106TA2021 |
| 36 V | CTRA 700 | REF 107TA1469 |
| 36/48 V | CTRA 700 | REF 107TA1470 |
| 48 V | CTRA 700 | REF 107TA1471 |
| 72/80 V | CTRA 710 ARCSHIELDS | REF 107TA1472 |

CONTACT KIT: REF [106TA2026](#)




EV1 300A - SINGLE POLE - NORMAL OPEN - Config. AH



| VOLTAGE | REMARK | CONTACTOR |
|---------|------------------------|-------------------------------|
| 24 V | CTRA 800 | REF 111TA3552 |
| 36 V | CTRA 800 | REF 111TA3553 |
| 36/48 V | CTRA 800 | REF 111TA3554 |
| 48 V | CTRA 800 | REF 106TA2030 |
| 72/80 V | CTRA 810 ARCSHIELDS | REF 107TA1475 |
| 36/48 V | CTRA 800 CONT | REF 106TA2029 |

CONTACT KIT: REF [107TA1476](#)



EV1 150A - SINGLE POLE - NORMAL OPEN - Config. AA



| VOLTAGE | REMARK | CONTACTOR |
|---------|------------------|-------------------------------|
| 36 V | CTRA 700 | REF 107TA1477 |
| 36/48 V | CTRA 700 | REF 111TA3555 |
| 72/80 V | CTRA 700 | REF 106TA2035 |
| 36/48 V | CTRA 700 CONT | REF 107TA1478 |

CONTACT KIT: REF [107TA1479](#)




EV1 300A - SINGLE POLE - NORMAL OPEN - Config. AA




| VOLTAGE | REMARK | CONTACTOR |
|---------|------------------------|-------------------------------|
| 36 V | CTRA 800 | REF 107TA1480 |
| 36/48 V | CTRA 800 | REF 111TA3556 |
| 36/48 V | CTRA 800 ARCSHIELDS | REF 115TA1830 |
| 72/80 V | CTRA 800 | REF 107TA1482 |
| 36/48 V | CTRA 800 CONT | REF 107TA1481 |

CONTACT KIT: REF [107TA1483](#)



EV1 150A - CHANGE OVER - Config. BB



| VOLTAGE | REMARK | CONTACTOR |
|---------|----------|-------------------------------|
| 36/48 V | CTRA 701 | REF 106TA2041 |
| 72/80 V | CTRA 701 | REF 135TA2422 |

CONTACT KIT: REF [108TA7561](#)



EV1 300A - CHANGE OVER - Config. BB



| VOLTAGE | REMARK | CONTACTOR |
|---------|----------|-------------------------------|
| 36 V | CTRA 802 | REF 116TA7799 |
| 36/48 V | CTRA 802 | REF 135TA2424 |

CONTACT KIT: REF [135TA2423](#)





EV1 150A - CHANGE OVER - Config. BC



| VOLTAGE | REMARK | CONTACTOR |
|--|---------------------|-------------------------------|
| 24 V | CTRA 702 HEAVY-DUTY | REF 122TA7495 |
| 36 V | CTRA 701 | REF 111TA3557 |
| CONTACT KIT: REF 135TA2425 | | |
| | | |
| | | |




EV1 300A - CHANGE OVER - Config. BC



| VOLTAGE | REMARK | CONTACTOR |
|--|----------|-------------------------------|
| 36 V | CTRA 802 | REF 116TA7800 |
| 36/48 V | CTRA 802 | REF 135TA2426 |
| CONTACT KIT: REF 135TA2427 | | |
| | | |
| | | |



EV1 150A - CHANGE OVER - Config. BD



| VOLTAGE | REMARK | CONTACTOR |
|--|---------------------|-------------------------------|
| 24 V | CTRA 701 | REF 106TA2043 |
| 36 V | CTRA 701 | REF 107TA1485 |
| 36/48 V | CTRA 701 | REF 106TA2045 |
| 72/80 V | CTRA 711 ARCSHIELDS | REF 106TA2046 |
| CONTACT KIT: REF 107TA1486 | | |
| | | |
| | | |



EV1 150A - CHANGE OVER - Config. BD - HEAVY DUTY



| VOLTAGE | REMARK | CONTACTOR |
|--|---------------------|-------------------------------|
| 24 V | CTRA 702 HEAVY-DUTY | REF 135TA1988 |
| 36 V | CTRA 702 HEAVY-DUTY | REF 135TA1989 |
| CONTACT KIT: REF 107TA1487 | | |
| | | |
| | | |



EV1 300A - CHANGE OVER - Config. BD - HEAVY DUTY



| VOLTAGE | REMARK | CONTACTOR |
|--|----------------------------------|-------------------------------|
| 72/80 V | CTRA 812 ARCSHIELDS / HEAVY-DUTY | REF 111TA3558 |
| CONTACT KIT: REF 107TA1490 | | |
| | | |
| | | |



EV1 300A - CHANGE OVER - Config. BD



| VOLTAGE | REMARK | CONTACTOR |
|--|----------|-------------------------------|
| 24 V | CTRA 801 | REF 135TA2445 |
| 36 V | CTRA 801 | REF 135TA2446 |
| CONTACT KIT: REF 107TA1488 | | |
| | | |
| | | |



EV1 150A - CHANGE OVER - Config. BE



| VOLTAGE | REMARK | CONTACTOR |
|--|---------------------|-------------------------------|
| 24 V | CTRA 701 | REF 106TA2052 |
| 36 V | CTRA 701 | REF 135TA2428 |
| 36/48 V | CTRA 701 | REF 107TA1491 |
| 72/80 V | CTRA 711 ARCSHIELDS | REF 107TA1492 |
| CONTACT KIT: REF 106TA2055 | | |
| | | |
| | | |






EV1 150A - CHANGE OVER - Config. BE - HEAVY DUTY




| VOLTAGE | REMARK | CONTACTOR |
|--|---------------------|-------------------------------|
| 24 V | CTRA 702 HEAVY-DUTY | REF 122TA7496 |
| 36 V | CTRA 702 HEAVY-DUTY | REF 135TA2429 |
| 36/48 V | CTRA 702 HEAVY-DUTY | REF 135TA2430 |
| CONTACT KIT: REF 110TA3574 | | |



EV1 300A - CHANGE OVER - Config. BE



| VOLTAGE | REMARK | CONTACTOR |
|--|----------|-------------------------------|
| 24 V | CTRA 801 | REF 135TA1987 |
| 36/48 V | CTRA 801 | REF 107TA1494 |
| CONTACT KIT: REF 107TA1493 | | |



EV1 300A - CHANGE OVER - Config. BE - HEAVY DUTY



| VOLTAGE | REMARK | CONTACTOR |
|--|----------------------------------|-------------------------------|
| 36/48 V | CTRA 812 ARCSHIELDS / HEAVY-DUTY | REF 135TA2431 |
| 72/80 V | CTRA 812 ARCSHIELDS / HEAVY-DUTY | REF 106TA2057 |
| CONTACT KIT: REF 107TA1495 | | |




used for: **GENERAL ELECTRIC - SERIES IC4482CTTA - EV100**

EV100 100A - SINGLE POLE - NORMAL OPEN - Config. AH



| VOLTAGE | REMARK | CONTACTOR |
|--|---------------|-------------------------------|
| 24 V | CTTA 100 INT | REF 107TA1498 |
| 24 V | CTTA 100 CONT | REF 111TA3559 |
| 36 V | CTTA 100 INT | REF 135TA2432 |
| 36/48 V | CTTA 100 | REF 135TA2433 |
| 48 V | CTTA 100 CONT | REF 107TA1497 |
| 72/80 V | CTTA 100 | REF 107TA1496 |
| CONTACT KIT: REF 107TA1499 | | |



EV100 150A - SINGLE POLE - NORMAL OPEN - Config. AH



| VOLTAGE | REMARK | CONTACTOR |
|--|---------------------------|-------------------------------|
| 12 V | CTTA 150 INT | REF 135TA2434 |
| 24 V | CTTA 150 INT | REF 107TA1502 |
| 24 V | CTTA 150 ARCSHIELDS / INT | REF 106TA2064 |
| 24 V | CTTA 150 SPECIAL | REF 106TA2068 |
| 36 V | CTTA 150 INT | REF 107TA1500 |
| 36/48 V | CTTA 150 | REF 106TA2066 |
| 72/80 V | CTTA 150 | REF 135TA2435 |
| 72/80 V | CTTA 150 ARCSHIELDS | REF 107TA1501 |
| CONTACT KIT: REF 106TA2071 | | |



EV100 300A - SINGLE POLE - NORMAL OPEN - Config. AH



| VOLTAGE | REMARK | CONTACTOR |
|--|---------------------|-------------------------------|
| 24 V | CTTA 300 | REF 107TA1503 |
| 24 V | CTTA 300 ARCSHIELDS | REF 107TA1504 |
| 36 V | CTTA 300 INT | REF 135TA2436 |
| 36/48 V | CTTA 300 | REF 107TA1505 |
| 36/48 V | CTTA 300 ARCSHIELDS | REF 135TA2437 |
| 72/80 V | CTTA 300 | REF 106TA2074 |
| 72/80 V | CTTA 300 ARCSHIELDS | REF 106TA2075 |
| CONTACT KIT: REF 106TA2077 | | |





EV100 100A - SINGLE POLE - NORMAL OPEN - Config. AA



| VOLTAGE | REMARK | CONTACTOR |
|--|--------------|-------------------------------|
| 24 V | CTTA 100 INT | REF 107TA1506 |
| 36/48 V | CTTA 100 | REF 115TA1831 |
| 72/80 V | CTTA 100 | REF 135TA2439 |
| CONTACT KIT: REF 107TA1507 | | |



EV100 150A - SINGLE POLE - NORMAL OPEN - Config. AA



| VOLTAGE | REMARK | CONTACTOR |
|--|--------------|-------------------------------|
| 24 V | CTTA 150 | REF 107TA1508 |
| 36 V | CTTA 150 INT | REF 135TA2438 |
| 36/48 V | CTTA 150 | REF 107TA1509 |
| CONTACT KIT: REF 108TA8009 | | |



EV100 300A - SINGLE POLE - NORMAL OPEN - Config. AA




| VOLTAGE | REMARK | CONTACTOR |
|--|---------------|-------------------------------|
| 24 V | CTTA 300 INT | REF 107TA1510 |
| 36/48 V | CTTA 300 | REF 106TA2083 |
| 48 V | CTTA 300 CONT | REF 135TA2441 |
| 72/80 V | CTTA 300 | REF 135TA2440 |
| CONTACT KIT: REF 110TA3617 | | |



EV100 100A - CHANGE OVER (MOTOR REVERSING) - Config. FR



| VOLTAGE | REMARK | CONTACTOR |
|--|--------------|-------------------------------|
| 24 V | CTTA 104 INT | REF 107TA1511 |
| 36 V | CTTA 104 INT | REF 135TA2442 |
| CONTACT KIT: REF 107TA1512 | | |



EV100 150A - CHANGE OVER (MOTOR REVERSING) - Config. FR




| VOLTAGE | REMARK | CONTACTOR |
|--|--------------|-------------------------------|
| 24 V | CTTA 154 INT | REF 106TA2086 |
| 36 V | CTTA 154 INT | REF 135TA2443 |
| 36/48 V | CTTA 154 | REF 106TA2088 |
| 72/80 V | CTTA 154 | REF 106TA2089 |
| CONTACT KIT: REF 106TA2091 | | |



EV100 160A - CHANGE OVER (MOTOR REVERSING) - Config. FR




| VOLTAGE | REMARK | CONTACTOR |
|--|----------|-------------------------------|
| 24 V | CTTA 158 | REF 106TA2090 |
| CONTACT KIT: REF 107TA1513 | | |



EV100 300A - CHANGE OVER (MOTOR REVERSING) - Config. FR



| VOLTAGE | REMARK | CONTACTOR |
|--|---------------------|-------------------------------|
| 24 V | CTTA 304 INT | REF 106TA2093 |
| 36/48 V | CTTA 304 | REF 106TA2094 |
| 72/80 V | CTTA 304 | REF 106TA2095 |
| 72/80 V | CTTA 304 ARCSHIELDS | REF 135TA2444 |
| 24 | CTTA 304 CONT | REF 107TA1514 |
| CONTACT KIT: REF 106TA2097 | | |





used for: **GENERAL ELECTRIC - SERIES IC2800M**

IC2800 M610



| VOLTAGE | REMARK | CONTACTOR |
|---------|--------|-------------------------------|
| 12 V | | REF 107TA8597 |
| 24 V | | REF 107TA8598 |
| 36 V | CONT | REF 107TA8599 |
| | | |
| | | |
| | | |

IC2800 M611 AE



| VOLTAGE | REMARK | CONTACTOR |
|---------|--------|-------------------------------|
| 12 V | | REF 107TA8600 |
| 24 V | | REF 107TA8601 |
| | | |
| | | |
| | | |

IC2800 M611 AD



| VOLTAGE | REMARK | CONTACTOR |
|---------|------------------|-------------------------------|
| 12 V | | REF 107TA8602 |
| 12 V | with aux. switch | REF 107TA8603 |
| 24 V | | REF 107TA8604 |
| | | |
| | | |



used for: **HARDELLET - SERIES 20000 - 100A**



C20000 - SINGLE POLE - 100A



| VOLTAGE | REMARK | CONTACTOR |
|--|-----------------------|-------------------------------|
| 12 V | STANDARD BRACKET | REF 106TA2295 |
| 24 V | STANDARD BRACKET | REF 106TA2296 |
| 24 V | ALBRIGHT TYPE BRACKET | REF 111TA3544 |
| CONTACT KIT: REF 106TA2281 | | |
| | | |
| | | |



DP20000 - DOUBLE POLE - 100A



| VOLTAGE | REMARK | CONTACTOR |
|--|-----------------------|-------------------------------|
| 24 V | STANDARD BRACKET | REF 106TA2298 |
| 24 V | ALBRIGHT TYPE BRACKET | REF 111TA3545 |
| CONTACT KIT: REF 106TA2282 | | |
| | | |
| | | |



BDP20000 - MOTOR REVERSER - 100A



| VOLTAGE | REMARK | CONTACTOR |
|---|-----------------------|-------------------------------|
| 24 V | STANDARD BRACKET | REF 111TA3546 |
| 24 V | ALBRIGHT TYPE BRACKET | REF 111TA3547 |
| CONTACT KIT: REF 106TA2282 (2x) | | |
| | | |
| | | |



used for: **HARDELLET - SERIES MURENE - 200A**



C1200 - SINGLE POLE - 200A



| VOLTAGE | REMARK | CONTACTOR |
|--|-----------------------|-------------------------------|
| 24 V | STANDARD BRACKET | REF 107TA1556 |
| 24 V | ALBRIGHT TYPE BRACKET | REF 111TA3548 |
| CONTACT KIT: REF 106TA2279 | | |
| | | |
| | | |



DP2200 - DOUBLE POLE - 200A



| VOLTAGE | REMARK | CONTACTOR |
|--|-----------------------|-------------------------------|
| 24 V | STANDARD BRACKET | REF 107TA1557 |
| 24 V | ALBRIGHT TYPE BRACKET | REF 111TA3549 |
| CONTACT KIT: REF 107TA1555 | | |
| | | |
| | | |





BDP2200 - MOTOR REVERSER - 200A



| VOLTAGE | REMARK | CONTACTOR |
|---|-----------------------|-------------------------------|
| 24 V | STANDARD BRACKET | REF 111TA3550 |
| 24 V | ALBRIGHT TYPE BRACKET | REF 111TA3551 |
| CONTACT KIT: REF 107TA1555 (2x) | | |



used for: HARDELLET - SERIES 24000

SINGLE POLE - NORMAL OPEN - 100A



| VOLTAGE | REMARK | CONTACTOR |
|--|---|-----------|
| | no longer available, please buy contact kit | |
| CONTACT KIT: REF 106TA2288 | | |




SINGLE POLE - NORMAL OPEN - 150A



| VOLTAGE | REMARK | CONTACTOR |
|--|---|-----------|
| | no longer available, please buy contact kit | |
| CONTACT KIT: REF 106TA2287 | | |



SINGLE POLE - CHANGE OVER - 150A




| VOLTAGE | REMARK | CONTACTOR |
|--|---|-----------|
| | no longer available, please buy contact kit | |
| CONTACT KIT: REF 106TA2290 | | |



SINGLE POLE - NORMAL OPEN - 350A




| VOLTAGE | REMARK | CONTACTOR |
|--|---|-----------|
| | no longer available, please buy contact kit | |
| CONTACT KIT: REF 106TA2291 | | |



SINGLE POLE - CHANGE OVER - 350A




| VOLTAGE | REMARK | CONTACTOR |
|--|---|-----------|
| | no longer available, please buy contact kit | |
| CONTACT KIT: REF 106TA2292 | | |





JAPANESE CONTACTORS used for: MEIDEN

MA11 - CHANGE OVER - 150A



| VOLTAGE | REMARK | CONTACTOR |
|--|-----------------|-------------------------------|
| 46 V | used for TOYOTA | REF 106TA2347 |
| CONTACT KIT: REF 111TA3716 | | |
| | | |
| | | |
| | | |



MA20 - NORMAL OPEN - 150A



| VOLTAGE | REMARK | CONTACTOR |
|--|-----------------|-------------------------------|
| 46 V | used for TOYOTA | REF 106TA2348 |
| CONTACT KIT: REF 111TA3717 | | |
| | | |
| | | |
| | | |



MA22 - NORMAL OPEN - 150A



| VOLTAGE | REMARK | CONTACTOR |
|--|-----------------|-------------------------------|
| 46 V | used for TOYOTA | REF 106TA2349 |
| CONTACT KIT: REF 111TA3718 | | |
| | | |
| | | |
| | | |



ME 251 - NORMAL OPEN



| VOLTAGE | REMARK | CONTACTOR |
|--|--------|-------------------------------|
| 36 V | | REF 123TA1941 |
| CONTACT KIT: REF 123TA1942 | | |
| | | |
| | | |
| | | |



ME 250 - CHANGE OVER



| VOLTAGE | REMARK | CONTACTOR |
|--|--------|-------------------------------|
| 36 V | | REF 123TA1943 |
| CONTACT KIT: REF 123TA1944 | | |
| | | |
| | | |
| | | |



MZ11A - CHANGE OVER - 150A



| VOLTAGE | REMARK | CONTACTOR |
|--|-----------------|-------------------------------|
| 24 V | used for TOYOTA | REF 135TA1980 |
| 34 V | used for TOYOTA | REF 135TA1981 |
| 46 V | used for TOYOTA | REF 107TA1573 |
| CONTACT KIT: REF 115TA1843 | | |
| | | |





MX160BC - NORMAL OPEN - 280A



| VOLTAGE | REMARK | CONTACTOR |
|--|-----------------|-------------------------------|
| 48 V | used for TOYOTA | REF 107TA1574 |
| CONTACT KIT: REF 115TA1844 | | |
| | | |
| | | |
| | | |
| | | |



MY 11 M1 - CHANGE OVER - 100A



| VOLTAGE | REMARK | CONTACTOR |
|--|--------|-------------------------------|
| 48 V | | REF 123TA1945 |
| CONTACT KIT: REF 116TA6991 | | |
| | | |
| | | |
| | | |
| | | |



JAPANESE CONTACTORS used for: KYORITSU KEIKI

CM16T - SHORT - NORMAL OPEN



| VOLTAGE | REMARK | CONTACTOR |
|--|-----------------|-------------------------------|
| 46 V | used for TOYOTA | REF 108TA4149 |
| CONTACT KIT: REF 122TA7513 | | |
| | | |
| | | |
| | | |
| | | |



CM16T - PUMP - NORMAL OPEN



| VOLTAGE | REMARK | CONTACTOR |
|--|-----------------|-------------------------------|
| 46 V | used for TOYOTA | REF 108TA4150 |
| CONTACT KIT: REF 122TA7514 | | |
| | | |
| | | |
| | | |
| | | |



CM16T - DRIVE - CHANGE OVER



| VOLTAGE | REMARK | CONTACTOR |
|--|-----------------|-------------------------------|
| 46 V | used for TOYOTA | REF 107TA1575 |
| CONTACT KIT: REF 122TA7515 | | |
| | | |
| | | |
| | | |
| | | |



CM16A - NORMAL OPEN



| VOLTAGE | REMARK | CONTACTOR |
|--|------------------|-------------------------------|
| 48 V | used for KOMATSU | REF 108TA4151 |
| CONTACT KIT: REF 108TA8018 | | |
| | | |
| | | |
| | | |
| | | |





CM16TC - CHANGE OVER



| VOLTAGE | REMARK | CONTACTOR |
|--|------------------|-------------------------------|
| 48 V | used for KOMATSU | REF 108TA4152 |
| CONTACT KIT: REF 108TA8019 | | |
| | | |
| | | |



CM16H - NORMAL OPEN



| VOLTAGE | REMARK | CONTACTOR |
|--|-----------------|-------------------------------|
| 36/48 V | used for NISSAN | REF 107TA1577 |
| 72/80 V | used for NISSAN | REF 111TA6192 |
| CONTACT KIT: REF 108TA8018 | | |
| | | |
| | | |



CM16H - CHANGE OVER



| VOLTAGE | REMARK | CONTACTOR |
|--|-----------------|-------------------------------|
| 36/48 V | used for NISSAN | REF 107TA1576 |
| 72/80 V | used for NISSAN | REF 111TA6193 |
| CONTACT KIT: REF 108TA8019 | | |
| | | |
| | | |



GO31 - NORMAL OPEN



| VOLTAGE | REMARK | CONTACTOR |
|--|------------------|-------------------------------|
| 48 V | used for KOMATSU | REF 107TA1585 |
| CONTACT KIT: REF 111TA3737 | | |
| | | |
| | | |



GN05 - NORMAL OPEN



| VOLTAGE | REMARK | CONTACTOR |
|--|-----------------|-------------------------------|
| 80 V | used for NISSAN | REF 116TA5561 |
| CONTACT KIT: REF 111TA3737 | | |
| | | |
| | | |



GN03 - NORMAL OPEN



| VOLTAGE | REMARK | CONTACTOR |
|--|---------------------------|-------------------------------|
| 48 V | used for TOYOTA / KOMATSU | REF 108TA4156 |
| CONTACT KIT: REF 111TA3740 | | |
| | | |
| | | |



GO5 - NORMAL OPEN



| VOLTAGE | REMARK | CONTACTOR |
|--|-----------------------|-------------------------------|
| 48 V | used for NISSAN / TCM | REF 111TA3738 |
| 72/80 V | used for NISSAN | REF 116TA5560 |
| CONTACT KIT: REF 111TA3739 | | |
| | | |
| | | |





CM2 - NORMAL OPEN



| VOLTAGE | REMARK | CONTACTOR |
|--|------------------|-------------------------------|
| 48 V | used for KOMATSU | REF 123TA1946 |
| CONTACT KIT: REF 123TA1947 | | |
| | | |
| | | |
| | | |




PN18 - A



| VOLTAGE | REMARK | CONTACTOR |
|--|------------------|-------------------------------|
| 48 V | used for KOMATSU | REF 123TA1948 |
| CONTACT KIT: REF 123TA1949 | | |
| | | |
| | | |
| | | |



PA15



| VOLTAGE | REMARK | CONTACTOR |
|--|------------------|-------------------------------|
| 48 V | used for KOMATSU | REF 123TA1950 |
| CONTACT KIT: REF 123TA1951 | | |
| | | |
| | | |
| | | |



PN12 - TC



| VOLTAGE | REMARK | CONTACTOR |
|--|------------------|-------------------------------|
| 48 V | used for KOMATSU | REF 123TA1952 |
| CONTACT KIT: REF 123TA1953 | | |
| | | |
| | | |
| | | |



JAPANESE CONTACTORS used for: NYK-NICHI YU


MS3 SERIES - NORMAL OPEN



| VOLTAGE | REMARK | CONTACTOR |
|--|--------|-------------------------------|
| 24 V | MS3200 | REF 111TA3719 |
| 48 V | MS3400 | REF 107TA1578 |
| 48 V | MS3420 | REF 123TA7644 |
| CONTACT KIT: REF 111TA3720 | | |
| | | |
| | | |



MS3 SERIES - CHANGE OVER



| VOLTAGE | REMARK | CONTACTOR |
|--|--------|-------------------------------|
| 24 V | MS3203 | REF 116TA5559 |
| 48 V | MS3403 | REF 107TA1579 |
| 48 V | MS3423 | REF 123TA7645 |
| CONTACT KIT: REF 111TA3721 | | |
| | | |
| | | |





MS3 SERIES - CHANGE OVER - FORWARD REVERSE ASSEMBLY



| VOLTAGE | REMARK | CONTACTOR |
|--|--------|-------------------------------|
| 48 V | MS3403 | REF 107TA1580 |
| 48 V | MS3423 | REF 123TA7646 |
| CONTACT KIT: REF 111TA3722 | | |
| | | |
| | | |



MS9- SERIES - NORMAL OPEN



| VOLTAGE | REMARK | CONTACTOR |
|--|--------|-------------------------------|
| 48 V | | REF 107TA1581 |
| CONTACT KIT: REF 111TA3723 | | |
| | | |
| | | |



JAPANESE CONTACTORS used for: HITACHI

Contact connections




NORMAL OPEN - coil height: 36 mm




| VOLTAGE | REMARK | CONTACTOR |
|--|--|-------------------------------|
| 24 V | 15 Ohm (eccentric connections) white tape - used for NISSAN | REF 108TA4153 |
| 48 V | 66 Ohm (eccentric connections) red tape - used for TCM | REF 111TA3731 |
| CONTACT KIT: REF 111TA3728 | | |
| | | |




NORMAL OPEN - coil height: 48 mm



| VOLTAGE | REMARK | CONTACTOR |
|--|--|-------------------------------|
| 48 V | 66 Ohm (eccentric connections) white tape - used for NISSAN | REF 111TA3730 |
| 48 V | 66 Ohm (eccentric connections) red tape - used for TCM | REF 115TA6892 |
| CONTACT KIT: REF 111TA3728 | | |
| | | |



NORMAL OPEN - coil height: 48 mm



| VOLTAGE | REMARK | CONTACTOR |
|--|---|-------------------------------|
| 48 V | 66 Ohm (middle connections) yellow tape - used for TCM | REF 111TA3732 |
| CONTACT KIT: REF 111TA3729 | | |
| | | |
| | | |



NORMAL CLOSED



| VOLTAGE | REMARK | CONTACTOR |
|--|---|-------------------------------|
| 48 V | 66 Ohm (middle connections) yellow tape - used for TCM | REF 108TA4158 |
| CONTACT KIT: REF 111TA3733 | | |
| | | |
| | | |







CHANGE OVER - coil height: 36 mm




| VOLTAGE | REMARK | CONTACTOR |
|--|--|-------------------------------|
| 24 V | 15 Ohm (eccentric connections) white tape - used for NISSAN | REF 108TA4154 |
| CONTACT KIT: REF 111TA3734 | | |
| | | |
| | | |



CHANGE OVER - coil height: 48 mm



| VOLTAGE | REMARK | CONTACTOR |
|--|--|-------------------------------|
| 48 V | 66 Ohm (eccentric connections) white tape - used for NISSAN | REF 108TA4155 |
| 48 V | 66 Ohm (eccentric connections) red tape - used for TCM | REF 115TA6893 |
| CONTACT KIT: REF 111TA3734 | | |
| | | |
| | | |



CHANGE OVER - coil height: 48 mm




| VOLTAGE | REMARK | CONTACTOR |
|--|---|-------------------------------|
| 48 V | 66 Ohm (middle connections) yellow tape - used for TCM | REF 111TA3736 |
| CONTACT KIT: REF 111TA3735 | | |
| | | |
| | | |




used for: **SCHALTBAU**

S137 - NO - 50A



| VOLTAGE | REMARK | CONTACTOR |
|--|--------|-------------------------------|
| 24 V | | REF 106TA2099 |
| 48 V | | REF 106TA2100 |
| 80 V | | REF 106TA2101 |
| CONTACT KIT: REF 110TA3570 | | |
| | | |
| | | |



S137 - CO - 50A




| VOLTAGE | REMARK | CONTACTOR |
|--|--------|-------------------------------|
| 24 V | | REF 106TA2102 |
| CONTACT KIT: REF 110TA3604 | | |
| | | |
| | | |



S163 - NO - 100A



| VOLTAGE | REMARK | CONTACTOR |
|--|--------|-------------------------------|
| 24 V | | REF 106TA2110 |
| 48 V | | REF 106TA2111 |
| 80 V | | REF 106TA2112 |
| CONTACT KIT: REF 108TA7659 | | |
| | | |



S163 - CO - 100A



| VOLTAGE | REMARK | CONTACTOR |
|--|--------|-------------------------------|
| 24 V | | REF 106TA2114 |
| CONTACT KIT: REF 110TA3611 | | |
| | | |
| | | |



S164 - NO - 140A




| VOLTAGE | REMARK | CONTACTOR |
|--|--------|-------------------------------|
| 24 V | | REF 106TA2116 |
| 48 V | | REF 107TA1519 |
| 80 V | | REF 106TA2118 |
| CONTACT KIT: REF 108TA7757 | | |
| | | |



S164 - CO - 140A



| VOLTAGE | REMARK | CONTACTOR |
|--|--------|-------------------------------|
| 24 V | | REF 106TA2122 |
| 48 V | | REF 106TA2123 |
| 80 V | | REF 106TA2124 |
| CONTACT KIT: REF 108TA8182 | | |
| | | |






S165 - NO - 220A



| VOLTAGE | REMARK | CONTACTOR |
|--|--------|-------------------------------|
| 24 V | | REF 106TA2126 |
| 48 V | | REF 107TA1521 |
| 80 V | | REF 107TA1522 |
| CONTACT KIT: REF 110TA3641 | | |
| | | |
| | | |



S165 - CO - 220A



| VOLTAGE | REMARK | CONTACTOR |
|--|--------|-------------------------------|
| 24 V | | REF 107TA1524 |
| 80 V | | REF 107TA1525 |
| CONTACT KIT: REF 110TA3615 | | |
| | | |
| | | |




S195 - NO - 260A



| VOLTAGE | REMARK | CONTACTOR |
|--|--------|-------------------------------|
| 24 V | | REF 107TA1533 |
| 48 V | | REF 107TA1534 |
| 80 V | | REF 106TA2148 |
| CONTACT KIT: REF 108TA8109 | | |
| | | |
| | | |




S195 - CO - 260A



| VOLTAGE | REMARK | CONTACTOR |
|--|--------|-------------------------------|
| 24 V | | REF 106TA2149 |
| 48 V | | REF 107TA1535 |
| CONTACT KIT: REF 110TA3623 | | |
| | | |
| | | |



S187A10 - 160A



| VOLTAGE | REMARK | CONTACTOR |
|--|--------|-------------------------------|
| 80 V | | REF 107TA1530 |
| CONTACT KIT: REF 111TA1881 | | |
| | | |
| | | |



S187A17 - 160A



| VOLTAGE | REMARK | CONTACTOR |
|--|--------|-------------------------------|
| 24 V | | REF 106TA2139 |
| 48 V | | REF 107TA1531 |
| CONTACT KIT: REF 111TA1877 | | |
| | | |
| | | |



S187A21 - 160A



| VOLTAGE | REMARK | CONTACTOR |
|--|--------|-------------------------------|
| 48 V | | REF 106TA2141 |
| CONTACT KIT: REF 111TA1878 | | |
| | | |
| | | |





S187A28 - 160A



| VOLTAGE | REMARK | CONTACTOR |
|--|--------|-------------------------------|
| 24 V | | REF 106TA2142 |
| 48 V | | REF 106TA2143 |
| 80 V | | REF 106TA2144 |
| CONTACT KIT: REF 111TA1878 | | |
| | | |
| | | |




S187A29 - 160A



| VOLTAGE | REMARK | CONTACTOR |
|--|--------|-------------------------------|
| 24 V | CONT | REF 108TA4146 |
| 80 V | CONT | REF 107TA1532 |
| CONTACT KIT: REF 111TA1878 | | |
| | | |
| | | |



S167 - 125A



| VOLTAGE | REMARK | CONTACTOR |
|--|--------|-------------------------------|
| 24 V | | REF 106TA2132 |
| CONTACT KIT: REF 107TA1526 | | |
| | | |
| | | |




S127



| VOLTAGE | REMARK | CONTACTOR |
|---------|--------|-------------------------------|
| | | REF 106TA2158 |
| | | |
| | | |
| | | |

S152



| VOLTAGE | REMARK | CONTACTOR |
|---------|--------|-------------------------------|
| 24 V | | REF 107TA1538 |
| | | |
| | | |
| | | |

S152M



| VOLTAGE | REMARK | CONTACTOR |
|---------|--------|-------------------------------|
| 24 V | | REF 106TA2157 |
| | | |
| | | |
| | | |

S168




| VOLTAGE | REMARK | CONTACTOR |
|---------|--------|-------------------------------|
| 24 V | | REF 106TA2134 |
| | | |
| | | |
| | | |



used for: TELEMECANIQUE OR AMELEC


used for: TELEMECANIQUE - single pole - NO




| VOLTAGE | REMARK | CONTACTOR |
|--|--------|-------------------------------|
| 12 V | | REF 106TA2200 |
| 24 V | | REF 106TA2201 |
| 36 V | | REF 106TA2202 |
| 48 V | | REF 106TA2203 |
| 72 V | | REF 106TA2204 |
| CONTACT KIT: REF 106TA2193 | | |



used for: TELEMECANIQUE - double pole - NO



| VOLTAGE | REMARK | CONTACTOR |
|---|--------|-------------------------------|
| 24 V | | REF 106TA2205 |
| 36 V | | REF 107TA1542 |
| 48 V | | REF 106TA2207 |
| CONTACT KIT: REF 107TA1540 | | |
| CONTACT KIT for original TELEMECANIQUE: REF 106TA2208 | | |



used for: FENWICK - single pole - NO



| VOLTAGE | REMARK | CONTACTOR |
|--|------------------------------------|-------------------------------|
| 12 V | F3.025.937 2 screws on coil | REF 106TA2326 |
| 24 V | F3.043.471 2 screws on coil | REF 106TA2327 |
| 24 V | F3.304.368 1 screw on coil + earth | REF 106TA2328 |
| CONTACT KIT: REF 106TA2329 | | |



used for: FENWICK - double pole - 1NO + 1NC




| VOLTAGE | REMARK | CONTACTOR |
|--|--|-------------------------------|
| 24 V | F3.043.484 NO-NC 2 screws on coil | REF 106TA2330 |
| 24 V | F3.304.365 NO-NC 1 screw on coil + earth | REF 106TA2331 |
| CONTACT KIT: REF 106TA2332 | | |



CONTACTORS MOULDED - Large types: single pole - NO




| VOLTAGE | REMARK | CONTACTOR |
|--|--------|-------------------------------|
| 24 V | | REF 106TA2186 |
| 36 V | | REF 106TA2187 |
| CONTACT KIT: REF 106TA2183 + REF 106TA2184 | | |



CONTACTORS MOULDED - Large types: double pole - NO



| VOLTAGE | REMARK | CONTACTOR |
|--|--------|-------------------------------|
| 24 V | | REF 106TA2188 |
| CONTACT KIT: 2x REF 106TA2183 + 2x REF 106TA2184 | | |






CONTACTORS MOULDED - Large types: double pole - CO



| VOLTAGE | REMARK | CONTACTOR |
|--|------------------------------|-------------------------------|
| 24 V | length: 165 mm, width: 95 mm | REF 106TA2190 |
| 36 V | length: 165 mm, width: 95 mm | REF 106TA2191 |
| CONTACT KIT: 2x REF 106TA2183 + REF 106TA2185 + 4x REF 106TA2184 | | |
| | | |
| | | |



CONTACTORS MOULDED - Small type: single pole - NO



| VOLTAGE | REMARK | CONTACTOR |
|--|------------------------------|-------------------------------|
| 24 V | length: 115 mm, width: 46 mm | REF 106TA2192 |
| CONTACT KIT: REF 110TA8464 + REF 110TA8358 | | |
| | | |
| | | |




CONTACTORS WITH OPEN COILS - single pole - NO




| VOLTAGE | REMARK | CONTACTOR |
|--|--------|-------------------------------|
| 24 V | | REF 106TA2230 |
| 36 V | | REF 106TA2231 |
| CONTACT KIT: REF 106TA2217 + REF 106TA2218 | | |
| | | |
| | | |



CONTACTORS WITH OPEN COILS - single pole - CO



| VOLTAGE | REMARK | CONTACTOR |
|---|--------|-------------------------------|
| 24 V | | REF 106TA2232 |
| 36 V | | REF 106TA2233 |
| CONTACT KIT: 2x REF 106TA2219 + REF 106TA2220 + REF 106TA2221 | | |
| | | |
| | | |





used for: **UNELEC**

SERIES MAC1 - NORMAL OPEN - 180A



| VOLTAGE | REMARK | CONTACTOR |
|---------|----------------|-------------------------------|
| 12 V | length: 113 mm | REF 111TA6170 |
| 24 V | length: 113 mm | REF 111TA6171 |
| 36 V | length: 113 mm | REF 111TA6172 |
| 48 V | length: 113 mm | REF 111TA6173 |
| 80 V | length: 113 mm | REF 116TA5558 |

CONTACT KIT: REF [108TA7634](#)



SERIES MAC1 - CHANGE OVER - 180A



| VOLTAGE | REMARK | CONTACTOR |
|---------|----------------|-------------------------------|
| 12 V | length: 113 mm | REF 111TA6174 |
| 24 V | length: 113 mm | REF 111TA6175 |
| 36 V | length: 113 mm | REF 111TA6176 |
| 48 V | length: 113 mm | REF 111TA6177 |
| 80 V | length: 113 mm | REF 111TA6178 |

CONTACT KIT: REF [108TA7621](#)



SERIES MAC2 - NORMAL OPEN - 240A



| VOLTAGE | REMARK | CONTACTOR |
|---------|----------------|-------------------------------|
| 12 V | length: 134 mm | REF 111TA6179 |
| 24 V | length: 134 mm | REF 111TA6180 |
| 36 V | length: 134 mm | REF 111TA6181 |
| 48 V | length: 134 mm | REF 111TA6182 |
| 80 V | length: 134 mm | REF 111TA6183 |

CONTACT KIT: REF [110TA6775](#)



SERIES MAC2 - CHANGE OVER - 240A



| VOLTAGE | REMARK | CONTACTOR |
|---------|----------------|-------------------------------|
| 12 V | length: 134 mm | REF 111TA6184 |
| 24 V | length: 134 mm | REF 111TA6185 |
| 36 V | length: 134 mm | REF 111TA6186 |
| 48 V | length: 134 mm | REF 111TA6187 |
| 80 V | length: 134 mm | REF 111TA6188 |


CONTACT KIT: REF [110TA3595](#)





Part: 2

CONTACTS & CONTACT KITS





Technische Daten RELAISKONTAKTE

02-01-02-00



Beispiel

Kundendaten:

Maschinentyp:
Maschine Seriennr.:

- Preisanfrage
 Bestellung

CODE: TY-CT x AT-GA x AT-PL x AT-TI x AT-CT x L x L2 x L3 x D1 x D2 x B x TA x INC x MERK x TY-CR

TY-CT Kontakttyp:
Fixed.
Fixed assy.
Fixed back.
Moving.
Moving assy.
Special.
Stud.
Tip.

.. AT-GA..... Löcherzahl.

.. AT-PL Rillenzahl.

.. AT-TI..... Faltenzahl.

.. AT-TC Anzahl Kontakte.

..... L..... Gesamtlänge des Kontaktes (mm).

..... L2..... Breite der Kontaktspitze (mm).

..... L3..... Länge der Kontaktspitze (mm).

..... D1 Kontaktspitzendurchmesser (mm).

..... D2 Durchmesser des kleinsten Loches (mm).

..... B..... Gesamtbreite (mm).

..... TA Gewindetyp, wenn vorhanden.

. INC..... Inklusive:

V = Feder.

P = Plastik.

H = Hardware.

Bei Kombination von mehreren Kontakten, diese in Reihenfolge anordnen.

Z.B. PH = Plastik und Hardware.

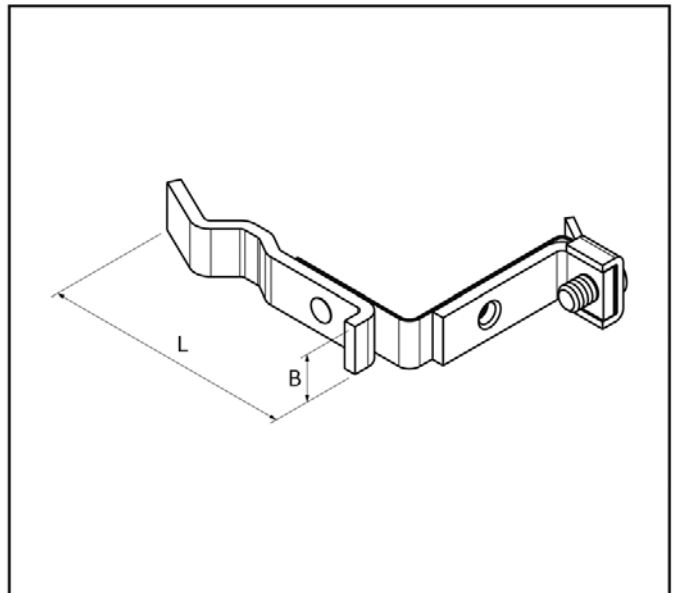
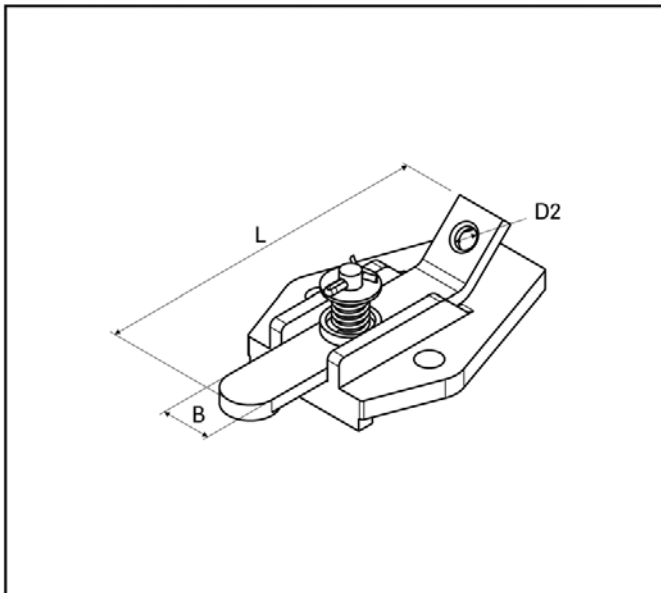
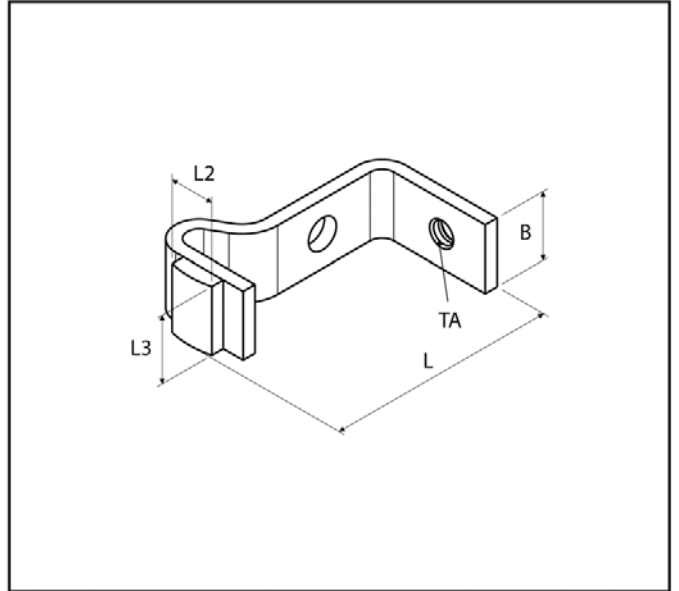
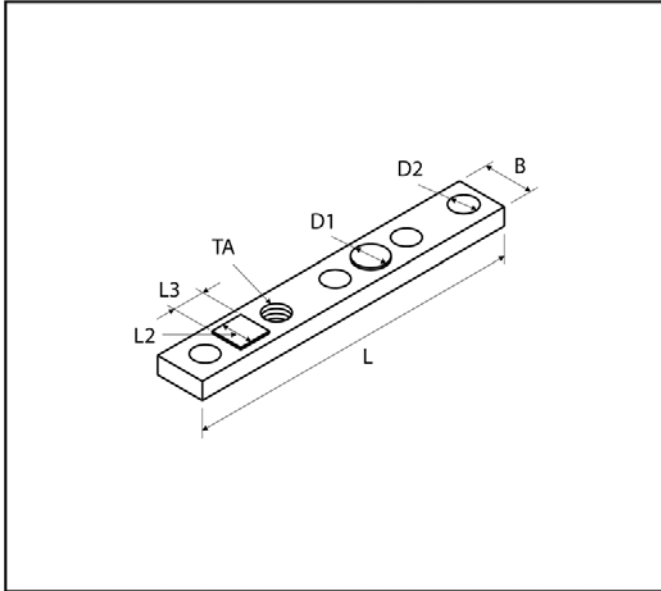
..... MERK Relaismarke.

..... TY-CR Relaisstyp.






ABMESSUNGEN



Technische Daten

SATZ RELAI SKONTAKTE

02-01-02-01



Beispiel

Kundendaten:



Maschinentyp:
Maschine Seriennr.:

Preisanfrage
 Bestellung

KODE: AT-CT x D x L1 x L2 x AT-TI x AT-PL x MERK x TY-CR

.. AT-CT .. Anzahl Kontakte

..... D Durchmesser der größten Spitze

..... L1 kleinste Abmessung der größten Spitze - wenn nicht rund

..... L2 größte Abmessung der größten Spitze - wenn nicht rund

..... AT-TI Spitzenzahl von allen Kontakten im Satz

.. AT-PL .. Faltenzahl von allen Kontakten im Satz

..... MERK .. Relaismarke

..... TY-CR .. Relaistyp






ALBRIGHT

ALBRIGHT

used for:
ALBRIGHT






used for: ALBRIGHT

Type: DC182

Tip size: Ø 10,3 mm
Width: 15,8 mm
Length: 52 mm
Number of tips: 4



REF 132TA2029

Type: DC182

Tip size: Ø 10,3 mm
Width: 16,3 mm
Length: 108,7 mm
Number of tips: 2



REF 138TA6192

Type: DC182

Tip size: Ø 10,3 mm
Width: 16,5 mm
Length: 128 mm
Number of tips: 2



REF 138TA6209

Type: DC182

Tip size: Ø 10,3 mm
Width: 63 mm
Length: 92 mm
Number of tips: 6



REF 138TA6257



Type: DC182

Tip size: Ø 10,3 mm
Width: 63 mm
Length: 92 mm
Number of tips: 6



REF 138TA6259



Type: DC182

Tip size: Ø 10,3 mm
Width: 63 mm
Length: 92 mm
Number of tips: 6



REF 138TA6254



Type: DC182-L

Tip size: Ø 15,2 mm
Width: 63 mm
Length: 92 mm
Number of tips: 6



REF 138TA6256



Type: DC182B-BLOWOUTS

Tip size: Ø 10,3 mm
Width: 63 mm
Length: 92 mm
Number of tips: 6



REF 138TA6258



Type: DC182B-BLOWOUTS

Tip size: Ø 10,3 mm
Width: 63 mm
Length: 92 mm
Number of tips: 6



REF 138TA6255



Type: DC182B-BLOWOUTS

Tip size: Ø 10,3 mm
Width: 63 mm
Length: 92 mm
Number of tips: 6



REF 138TA6260



Type: DC182B-BLOWOUTS

Tip size: Ø 10,3 mm
Width: 63 mm
Length: 92 mm
Number of tips: 6



REF 138TA6263



Type: DC182B-BLOWOUTS

Tip size: Ø 10,3 mm
Width: 63 mm
Length: 92 mm
Number of tips: 6



REF 132TA2412



Type: DC182EE

Tip size: Ø 10,3 mm
Width: 16 mm
Length: 105,5 mm
Number of tips: 2



REF 138TA6237

Type: DC182EE

Tip size: Ø 10,3 mm
Width: 16 mm
Length: 129 mm
Number of tips: 2



REF 138TA6267



used for: ALBRIGHT

Type: DC184B-BLOWOUTS

Tip size: Ø 10,3 mm
Width: 63 mm
Length: 92 mm
Number of tips: 4



REF 138TA6261



Type: DC184B-BLOWOUTS

Tip size: Ø 10,3 mm
Width: 63 mm
Length: 92 mm
Number of tips: 4



REF 138TA6262

Type: DC88

Tip size: Ø 8 mm
Width: 13 mm
Length: 89 mm
Number of tips: 2



REF 138TA6117

Type: DC88

Tip size: Ø 8 mm
Width: 52 mm
Length: 80 mm
Number of tips: 6



REF 138TA6264

Type: DC88B-BLOWOUTS

Tip size: Ø 8 mm
Width: 52 mm
Length: 80 mm
Number of tips: 6



REF 110TA9038

Type: DC88B-BLOWOUTS

Tip size: Ø 8 mm
Width: 52 mm
Length: 80 mm
Number of tips: 6



REF 138TA6266



Type: DC88B-BLOWOUTS

Tip size: Ø 8 mm
Width: 52 mm
Length: 80 mm
Number of tips: 6



REF 138TA6265



Type: SW100

Tip size: Ø 10,3 mm
Length: 34,7 mm
Number of tips: 1



REF 138TA6180

Type: SW100

Tip size: Ø 10,3 mm
Width: 12,7 mm
Length: 47 mm
Number of tips: 2



REF 138TA5975

Type: SW101

Tip size: Ø 10,3 mm
Width: 13 mm
Length: 59,3 mm
Number of tips: 1



REF 138TA5866

Type: SW101/102

Tip size: Ø 10,3 mm
Width: 12,5 mm
Length: 47,6 mm
Number of tips: 4



REF 138TA5868

Type: SW102

Tip size: Ø 10,3 mm
Width: 13 mm
Length: 105 mm
Number of tips: 2



REF 138TA5864

Type: SW106/125

Tip size: Ø 15,2 mm
Width: 16 mm
Length: 45,6 mm
Number of tips: 2



REF 138TA6226

Type: SW120

Tip size: Ø 10,3 mm
Width: 10,2 mm
Length: 39 mm
Number of tips: 4



REF 138TA6277



used for: ALBRIGHT

Type: SW125/155

Tip size: Ø 15,2 mm
Length: 39 mm
Number of tips: 1



REF 108TA5197

Type: SW128

Tip size: Ø 8 mm
Width: 29 mm
Length: 36,5 mm
Number of tips: 2



REF 138TA5974

Type: SW159

Tip size: Ø 10,3 mm
Length: 44,5 mm
Number of tips: 2



REF 138TA6352

Type: SW180

Tip size: Ø 10,3 mm
Length: 34,4 mm
Number of tips: 1



REF 138TA6208

Type: SW180

Tip size: Ø 10,3 mm
Width: 15,9 mm
Length: 52 mm
Number of tips: 2



REF 138TA6187

Type: SW180L-LARGE CONTACT

Tip size: Ø 15,2 mm
Length: 34,3 mm
Number of tips: 1



REF 138TA5889

Type: SW180L-LARGE CONTACTS

Tip size: Ø 15,2 mm
Width: 16 mm
Length: 52 mm
Number of tips: 2



REF 138TA6173

Type: SW180T

Tip size: Ø 10,3 mm
Width: 16 mm
Length: 48,7 mm
Number of tips: 2



REF 138TA6334

Type: SW181/182

Tip size: Ø 10,3 mm
Width: 15,8 mm
Length: 52 mm
Number of tips: 4



REF 138TA6175

Type: SW181L-LARGE CONTACTS

Tip size: Ø 15,2 mm
Width: 15,8 mm
Length: 52,2 mm
Number of tips: 4



REF 138TA5876

Type: SW181T

Tip size: Ø 10,3 mm
Width: 16 mm
Length: 52,5 mm
Number of tips: 4



REF 138TA6310

Type: SW181T

Tip size: Ø 10,3 mm
Width: 16 mm
Length: 62 mm
Number of tips: 1



REF 115TA5485

Type: SW181T-NISSAN

Tip size: Ø 10,3 mm
Width: 15,8 mm
Length: 52 mm
Number of tips: 4



REF 138TA6268

Type: SW182

Tip size: Ø 10,3 mm
Width: 16 mm
Length: 108,3 mm
Number of tips: 3



REF 138TA5807



used for: ALBRIGHT

Type: SW185

Tip size: \varnothing 10,3 mm
Width: 16 mm
Length: 52,4 mm
Number of tips: 2



REF 138TA6272

Type: SW190

Tip size: \varnothing 10,3 mm
Width: 16 mm
Length: 45,8 mm
Number of tips: 4



REF 138TA6235

Type: SW190L-LARGE CONTACTS

Tip size: \varnothing 15,2 mm
Width: 16 mm
Length: 45,8 mm
Number of tips: 4



REF 138TA5883

Type: SW200 SERIES

Tip size: \varnothing 18 mm
Length: 52 mm
Number of tips: 1



REF 138TA6042

Type: SW200-JUNGH(M8)

Tip size: \varnothing 18 mm
Length: 47 mm
Number of tips: 1



REF 109TA7989

Type: SW201

Tip size: \varnothing 15,2 mm
Width: 19 mm
Length: 57,5 mm
Number of tips: 2



REF 138TA5882

Type: SW201 - JUNGH(M8)

Tip size: \varnothing 15,2 mm
Width: 19,3 mm
Length: 73,2 mm
Number of tips: 1



REF 109TA8677

Type: SW201-TCM

Tip size: \varnothing 18 mm
Length: 57,5 mm
Number of tips: 4



REF 122TA7615

Type: SW201/202

Tip size: \varnothing 15,2 mm
Width: 19 mm
Length: 74 mm
Number of tips: 1



REF 132TA2461

Type: SW201/202

Tip size: \varnothing 15,2 mm
Width: 19,5 mm
Length: 73,5 mm
Number of tips: 1



REF 138TA6317

Type: SW201/202

Tip size: \varnothing 18 mm
Width: 19 mm
Length: 58 mm
Number of tips: 4



REF 138TA6183

Type: SW201/202

Tip size: \varnothing 18 mm
Width: 19 mm
Length: 74 mm
Number of tips: 1



REF 138TA6039

Type: SW201T

Tip size: \varnothing 15,2 mm
Width: 19,1 mm
Length: 74,1 mm
Number of tips: 1



REF 122TA7614

Type: SW202

Tip size: \varnothing 15,2 mm
Width: 19 mm
Length: 131 mm
Number of tips: 2




REF 123TA8984



used for: ALBRIGHT

Type: SW202

Tip size: Ø 15,2 mm
Width: 19 mm
Length: 132 mm
Number of tips: 2



REF 138TA6044

Type: SW202

Tip size: Ø 15,2 mm
Width: 19,2 mm
Length: 131,5 mm
Number of tips: 2



REF 132TA2460

Type: SW202-JUNGH(M8)

Tip size: Ø 15,2 mm
Width: 19,2 mm
Length: 132 mm
Number of tips: 2



REF 110TA2736

Type: SW210

Tip size: Ø 18 mm
Width: 19 mm
Length: 57,7 mm
Number of tips: 2



REF 138TA6184

Type: SW215

Tip size: Ø 18 mm
Width: 19 mm
Length: 57,6 mm
Number of tips: 4



REF 138TA6170

Type: SW280

Tip size: Ø 15,2 mm
Length: 52 mm
Number of tips: 1



REF 138TA6269

Type: SW280

Tip size: Ø 15,2 mm
Width: 19 mm
Length: 57,5 mm
Number of tips: 2



REF 138TA6270

Type: SW62

Tip size: Ø 10,4 mm
Length: 34,7 mm
Number of tips: 1



REF 138TA5808

Type: SW62

Tip size: Ø 10,4 mm
Width: 43 mm
Length: 44,5 mm
Number of tips: 2



REF 138TA6179

Type: SW65

Tip size: Ø 10,4 mm
Width: 36,6 mm
Length: 44,5 mm
Number of tips: 2



REF 138TA5968

Type: SW74

Tip size: Ø 10,3 mm
Width: 10,3 mm
Length: 38,7 mm
Number of tips: 2



REF 138TA5836

Type: SW80L-LARGE CONTACT

Tip size: Ø 10,3 mm
Length: 31 mm
Number of tips: 1



REF 138TA6153

Type: SW80L-LARGE CONTACTS

Tip size: Ø 10,3 mm
Width: 11,6 mm
Length: 42 mm
Number of tips: 2



REF 138TA6284

Type: SW80SERIES

Tip size: Ø 8 mm
Length: 30,8 mm
Number of tips: 1



REF 138TA5817



used for: ALBRIGHT

Type: SW82/822

Tip size: Ø 8 mm
Width: 12,7 mm
Length: 34 mm
Number of tips: 2



REF 138TA6210

Type: SW82/822L-LARGE CONTACTS

Tip size: Ø 10,3 mm
Width: 12,7 mm
Length: 33,8 mm
Number of tips: 2



REF 138TA6206

Type: SW84/88

Tip size: Ø 8 mm
Width: 12,8 mm
Length: 57,4 mm
Number of tips: 1



REF 138TA5865

Type: SW84/88/DC88

Tip size: Ø 8 mm
Width: 11,4 mm
Length: 41,6 mm
Number of tips: 4



REF 138TA5914

Type: SW84L/88L/DC88L-LARGE CONTA

Tip size: Ø 10,3 mm
Width: 11,5 mm
Length: 42 mm
Number of tips: 4



REF 138TA5885

Type: SW87/107/108


Tip size: Ø 10,3 mm
Length: 10,7 mm
Number of tips: 1



REF 138TA5854

Type: SW87/107/108

Tip size: Ø 10,3 mm
Width: 34,8 mm
Length: 44,4 mm
Number of tips: 2



REF 138TA6364

Type: SW87/107/108

Tip size: Ø 10,3 mm
Width: 35 mm
Length: 44,8 mm
Number of tips: 2



REF 122TA7638

Type: SW88

Tip size: Ø 8,5 mm
Width: 12,7 mm
Length: 98 mm
Number of tips: 2



REF 138TA5898

Type: SW89

Tip size: Ø 10,3 mm
Length: 51,5 mm
Number of tips: 1



REF 138TA6231

Type: SW89

Tip size: Ø 10,3 mm
Width: 48,2 mm
Length: 57,2 mm
Number of tips: 2



REF 138TA6219

Type: SW89


Tip size: Ø 15,5 mm
Width: 48 mm
Length: 57,2 mm
Number of tips: 2



REF 138TA5967


used for: **ALBRIGHT**

Type: DC182
Tip size: Ø 10,3 mm




REF 133TA3479

Type: DC182
Tip size: Ø 10,3 mm



REF 132TA3188

Type: DC182 - MALE
Tip size: Ø 10,3 mm




REF 133TA3480

Type: DC182- SPECIAL DAEWOO
Tip size: Ø 10,3 mm




REF 133TA6076

Type: DC182-L - LARGE CONTACTS
Tip size: Ø 15,2 mm



REF 133TA6143

Type: DC182-MALE-SPECIAL JUNGH
Tip size: Ø 10,3 mm



REF 138TA6520

Type: DC182-SPECIAL CROWN
Tip size: Ø 10,3 mm



REF 133TA7540

Type: DC182-TEXTURED TIPS
Tip size: Ø 10,3 mm




REF 133TA7775




used for: ALBRIGHT

Type: DC182B
Tip size: Ø 10,3 mm




REF 138TA6508

Type: DC182B
Tip size: Ø 10,3 mm




REF 133TA5368

Type: DC182B
Tip size: Ø 10,3 mm




REF 133TA5284

Type: DC182B
Tip size: Ø 10,3 mm




REF 133TA5936

Type: DC182B - CLOSED COVER
Tip size: Ø 10,3 mm




REF 133TA6917

Type: DC182B - MALE
Tip size: Ø 10,3 mm




REF 133TA7299

Type: DC182B - TEXTURED TIPS
Tip size: Ø 10,3 mm



REF 133TA5940


Type: DC182B-L -LARGE CONTACTS
Tip size: Ø 15,2 mm



REF 133TA6447

used for: **ALBRIGHT**

Type: DC182B-TEXTURED TIPS
Tip size: Ø 10,3 mm



REF 122TA7494

Type: DC184-LARGE CONTACTS
Tip size: Ø 15,2 mm




REF 116TA5557

Type: DC184B
Tip size: Ø 10,3 mm




REF 107TA1451

Type: DC88
Tip size: Ø 8 mm




REF 133TA5749

Type: DC88
Tip size: Ø 8 mm




REF 133TA7080

Type: DC88-L -LARGE CONTACTS
Tip size: Ø 10,3 mm




REF 133TA6031

Type: DC88B
Tip size: Ø 8 mm



REF 133TA5814

Type: DC88B
Tip size: Ø 8 mm




REF 133TA4429




used for: ALBRIGHT

Type: DC88B
Tip size: Ø 8 mm




REF 133TA7721

Type: DC88B - TEXTURED TIPS
Tip size: Ø 8 mm



REF 138TA6514

Type: DC88B- L - LARGE CONTACTS
Tip size: Ø 10,3 mm




REF 110TA3624

Type: DC88B-L-SPECIAL DAEWOO
Tip size: Ø 10,3 mm



REF 122TA7668

Type: ED125/SD150
Tip size: Ø 8 mm



REF 133TA6201

Type: ED250
Tip size: Ø 10,3 mm



REF 138TA6512

Type: SW100
Tip size: Ø 10,3 mm



REF 133TA4301


Type: SW100
Tip size: Ø 10,3 mm



REF 133TA5489


used for: **ALBRIGHT**

Type: SW101
Tip size: Ø 10,3 mm



REF 133TA5662

Type: SW102
Tip size: Ø 10,3 mm



REF 133TA6501

Type: SW102- HYSTER
Tip size: Ø 10,3 mm



REF 108TA7891

Type: SW112
Tip size: Ø 10,3 mm




REF 133TA4094

Type: SW120
Tip size: Ø 10,3 mm



REF 132TA3267

Type: SW120
Tip size: Ø 10,3 mm



REF 133TA6134

Type: SW128
Tip size: Ø 8 mm



REF 133TA3539

Type: SW160
Tip size: Ø 10,3 mm



REF 110TA3560



used for: **ALBRIGHT**

Type: SW160
Tip size: Ø 10,3 mm




REF 108TA8023

Type: SW180
Tip size: Ø 10,3 mm



REF 133TA7094

Type: SW180
Tip size: Ø 10,3 mm




REF 133TA7446

Type: SW180L-LARGE CONTACTS
Tip size: Ø 15,2 mm




REF 133TA7630

Type: SW181
Tip size: Ø 10,3 mm




REF 133TA5958

Type: SW181B - CLARK
Tip size: Ø 10,3 mm




REF 133TA5953

Type: SW181L - LARGE CONTACTS
Tip size: Ø 15,2 mm




REF 133TA6112

Type: SW181T - TEXTURED TIPS
Tip size: Ø 10,3 mm




REF 133TA6193


used for: ALBRIGHT

Type: SW182
Tip size: \varnothing 10,3 mm


REF 133TA4647

Type: SW182 + SPRINGS
Tip size: \varnothing 10,3 mm

REF 133TA3470

Type: SW182B + COVERS/SPRINGS
Tip size: \varnothing 10,3 mm

REF 133TA5271

Type: SW182L - LARGE CONTACTS
Tip size: \varnothing 15,2 mm

REF 133TA6353

Type: SW185
Tip size: \varnothing 10,3 mm

REF 133TA5583

Type: SW190
Tip size: \varnothing 10,3 mm

REF 133TA5906

Type: SW190L - LARGE CONTACTS
Tip size: \varnothing 15,2 mm

REF 133TA6539

Type: SW192
Tip size: \varnothing 10,3 mm


REF 133TA5830



ALBRIGHT

used for: ALBRIGHT

Type: SW192L - LARGE CONTACTS
Tip size: Ø 15,2 mm



REF 133TA3394

Type: SW200
Tip size: Ø 18 mm



REF 133TA6250

Type: SW200
Tip size: Ø 18 mm



REF 138TA6518

Type: SW200 - LINDE
Tip size: Ø 18 mm



REF 133TA5066

Type: SW200-JUNGH(M8)
Tip size: Ø 18 mm



REF 138TA6506

Type: SW200A - AUX.
Tip size: Ø 18 mm



REF 133TA5659

Type: SW200N - NO BLOWOUTS
Tip size: Ø 18 mm



REF 133TA5435

Type: SW200T-TEXTURED TIPS
Tip size: Ø 15,2 mm



REF 115TA5500


used for: **ALBRIGHT**

Type: SW201
Tip size: Ø 18 mm




REF 133TA5187

Type: SW201
Tip size: Ø 18 mm



REF 133TA6221

Type: SW201 - JUNGH(M8)
Tip size: Ø 18 mm



REF 138TA6498

Type: SW201T-TEXTURED TIPS
Tip size: Ø 18 mm




REF 133TA7504

Type: SW202
Tip size: Ø 18 mm



REF 133TA7040

Type: SW202- JUNGH(M8)
Tip size: Ø 18 mm



REF 138TA6509

Type: SW202T - TEXTURED TIPS
Tip size: Ø 15,2 mm



REF 133TA7452

Type: SW210
Tip size: Ø 18 mm



REF 133TA4344



ALBRIGHT

used for: **ALBRIGHT**

Type: SW215
Tip size: Ø 18 mm



REF 133TA6340

Type: SW280 - LINDE
Tip size: Ø 15,2 mm



REF 132TA3322

Type: SW62
Tip size: Ø 10,3 mm



REF 138TA6513

Type: SW62
Tip size: Ø 10,3 mm



REF 133TA4402

Type: SW62
Tip size: Ø 10,3 mm



REF 133TA5613

Type: SW65
Tip size: Ø 10,3 mm



REF 133TA6614

Type: SW80
Tip size: Ø 8 mm



REF 138TA6515

Type: SW80
Tip size: Ø 8 mm



REF 133TA4849


used for: **ALBRIGHT**

Type: SW80L - LARGE CONTACTS
Tip size: Ø 10,3 mm



REF 133TA3628

Type: SW80L - LARGE CONTACTS
Tip size: Ø 10,3 mm



REF 133TA4630

Type: SW80L - LARGE CONTACTS
Tip size: Ø 10,3 mm



REF 133TA6208

Type: SW82
Tip size: Ø 8 mm



REF 138TA6505

Type: SW822
Tip size: Ø 8 mm



REF 133TA4172

Type: SW822L - LARGE CONTACTS
Tip size: Ø 10,3 mm




REF 133TA6608

Type: SW82L
Tip size: Ø 10,3 mm



REF 133TA7722

Type: SW82L - LARGE CONTACTS
Tip size: Ø 10,3 mm



REF 133TA4769



ALBRIGHT

ALBRIGHT

used for: **ALBRIGHT**

Type: SW82L - LARGE CONTACTS
Tip size: \varnothing 10,3 mm



REF 133TA6256

Type: SW84
Tip size: \varnothing 8 mm




REF 133TA6925

Type: SW84L - LARGE CONTACTS
Tip size: \varnothing 10,3 mm



REF 133TA5239

Type: SW88
Tip size: \varnothing 8 mm



REF 133TA4703

Type: SW88L - LARGE CONTACTS
Tip size: \varnothing 10,3 mm



REF 133TA5483

Type: SW88T-TEXTURED TIPS
Tip size: \varnothing 8 mm



REF 133TA7569

Type: SW89
Tip size: \varnothing 15,2 mm



REF 133TA3586

Type: SW92L - LARGE CONTACTS
Tip size: \varnothing 10,3 mm




REF 107TA1439



CABLEFORM

CABLEFORM

used for:
CABLEFORM





used for: CABLEFORM

Type:

Width: 22,2 mm
Length: 55 mm
Number of tips: 0



REF 132TA2513

Type: 100

Tip size: Ø 16 mm
Width: 16 mm
Length: 16 mm
Number of tips: 1



REF 138TA6004

Type: 100

Tip size: Ø 16 mm
Width: 16 mm
Length: 57 mm
Number of tips: 1



REF 138TA6024

Type: 100

Tip size: Ø 16 mm
Width: 21 mm
Length: 61 mm
Number of tips: 2



REF 138TA6149

Type: 100-CO

Tip size: Ø 16 mm
Width: 16 mm
Length: 56 mm
Number of tips: 1



REF 138TA6021

Type: 100-SP

Width: 16 mm
Length: 56 mm
Number of tips: 0



REF 138TA6040

Type: 1000

Tip size: Ø 16 mm
Width: 16 mm
Length: 40,5 mm
Number of tips: 1



REF 138TA6337

Type: 1000-CO

Tip size: Ø 16 mm
Width: 16 mm
Length: 71 mm
Number of tips: 2



REF 138TA5850

Type: 1000-CO


Tip size: Ø 16 mm
Width: 18 mm
Length: 71,4 mm
Number of tips: 2



REF 138TA5830

Type: 1000-DPCO

Tip size: 3,4 X 18,3 mm
Width: 13,8 mm
Length: 82,4 mm
Number of tips: 2



REF 138TA5813

Type: 1000-SPNO

Tip size: Ø 16 mm
Width: 18 mm
Length: 71 mm
Number of tips: 1



REF 138TA5810

Type: 1000-SPNO

Tip size: Ø 16 mm
Width: 18 mm
Length: 71 mm
Number of tips: 1



REF 138TA5857

Type: 1100

Tip size: Ø 15 mm
Width: 16,3 mm
Length: 105,6 mm
Number of tips: 2



REF 132TA2487

Type: 1100

Tip size: Ø 16 mm
Width: 16 mm
Length: 100,7 mm
Number of tips: 2



REF 138TA6232

CABLEFORM

CABLEFORM

used for: **CABLEFORM****Type: 1100**

Tip size: Ø 16 mm
Width: 16 mm
Length: 103 mm
Number of tips: 2

**REF 132TA2425****Type: 1100**

Tip size: Ø 16 mm
Width: 18 mm
Length: 49 mm
Number of tips: 1

**REF 138TA5997****Type: 1100-SPCO**

Tip size: Ø 16 mm
Width: 16 mm
Length: 56 mm
Number of tips: 2

**REF 109TA8944****Type: 1100-SPCO**

Tip size: Ø 16 mm
Width: 16 mm
Length: 60 mm
Number of tips: 2

**REF 138TA5841****Type: 1100-SPCO-LH**

Tip size: Ø 16 mm
Width: 16 mm
Length: 57,4 mm
Number of tips: 1

**REF 108TA6378****Type: 1100-SPCO-RH**

Tip size: Ø 16 mm
Width: 16 mm
Length: 57,7 mm
Number of tips: 1

**REF 108TA6371****Type: 1100-SPNO**

Tip size: Ø 16 mm
Width: 16 mm
Length: 56 mm
Number of tips: 1

**REF 138TA6028****Type: 1127**

Tip size: Ø 16 mm
Width: 16 mm
Length: 122,5 mm
Number of tips: 2

**REF 138TA6188****Type: 1200-CO**

Tip size: Ø 20 mm
Width: 22,2 mm
Length: 136 mm
Number of tips: 2

**REF 134TA2266****Type: 1200-NO**

Tip size: Ø 19 mm
Width: 22,4 mm
Length: 135,5 mm
Number of tips: 1

**REF 138TA6201****Type: 1300**

Tip size: 8 X 12 mm
Width: 12 mm
Length: 40 mm
Number of tips: 1

**REF 138TA6025****Type: 1300-SPCO**


Tip size: 8 X 12 mm
Width: 12 mm
Length: 44 mm
Number of tips: 1

**REF 109TA9589****Type: 1300-SPCO**

Tip size: 8 X 12 mm
Width: 12 mm
Length: 62 mm
Number of tips: 2

**REF 138TA6026****Type: 1300-SPNO**

Tip size: 8 X 12 mm
Width: 12 mm
Length: 62 mm
Number of tips: 1

**REF 138TA6027**



used for: CABLEFORM

CABLEFORM

CABLEFORM

Type: 1400

Tip size: 15 X 18 mm
Width: 18,2 mm
Length: 59 mm
Number of tips: 1



REF 110TA2091

Type: 1400

Tip size: Ø 16 mm
Width: 18 mm
Length: 45,5 mm
Number of tips: 1



REF 138TA6167

Type: 1400-SPCO

Tip size: 15 X 18 mm
Width: 18,5 mm
Length: 87,6 mm
Number of tips: 2



REF 138TA5847

Type: 1400-SPNO

Tip size: 15 X 18 mm
Width: 18 mm
Length: 88 mm
Number of tips: 1



REF 138TA5820

Type: 200

Width: 16,3 mm
Length: 19,5 mm
Number of tips: 0



REF 138TA6354

Type: 200

Tip size: 16 X 19 mm
Width: 17 mm
Length: 79 mm
Number of tips: 1



REF 138TA6168

Type: 200

Tip size: Ø 22,2 mm
Width: 22,2 mm
Length: 56,5 mm
Number of tips: 1



REF 108TA5457

Type: 200

Tip size: Ø 22,5 mm
Width: 22,4 mm
Length: 25,5 mm
Number of tips: 1



REF 138TA5851

Type: 200-DP

Tip size: Ø 22 mm
Width: 22,3 mm
Length: 98,3 mm
Number of tips: 2



REF 138TA5844

Type: 200-DP

Tip size: Ø 22 mm
Width: 22,3 mm
Length: 98,5 mm
Number of tips: 2



REF 108TA7307

Type: 200-SPCO

Tip size: Ø 22,2 mm
Width: 22 mm
Length: 81 mm
Number of tips: 2



REF 138TA5831

Type: 200-SPNO

Tip size: Ø 22,2 mm
Width: 22,5 mm
Length: 81,3 mm
Number of tips: 1



REF 138TA5845

Type: 200/300

Tip size: Ø 22,2 mm
Width: 22,2 mm
Length: 73 mm
Number of tips: 1



REF 108TA5335

Type: 300-CO

Tip size: Ø 22,2 mm
Width: 22,3 mm
Length: 136,8 mm
Number of tips: 2



REF 138TA5823

used for: **CABLEFORM****Type: 300-DP**Tip size: Ø 22,2 mm
Width: 22,3 mm
Length: 127,4 mm
Number of tips: 2**REF 138TA5848****Type: 300-NO**Tip size: Ø 22,2 mm
Width: 22,2 mm
Length: 137 mm
Number of tips: 1**REF 138TA5849**

CABLEFORM

CABLEFORM




used for: **CABLEFORM**

CABLEFORM

CABLEFORM

Type: a. 100-NO
Tip size: Ø 16 mm



REF 133TA3792

Type: b. 100-DPCO
Tip size: Ø 16 mm



REF 133TA5380

Type: c. 1000-NO-SPECIAL CLARK
Tip size: Ø 16 mm



REF 108TA8036

Type: d. 1000-NO
Tip size: Ø 16 mm




REF 133TA4765

Type: e. 1000-CO CHANGEOVER
Tip size: Ø 16 mm




REF 133TA3400

Type: f. 1000-DPCO
Tip size: Ø 16 mm




REF 103TA1570

Type: g. 1100-SPNO
Tip size: Ø 16 mm



REF 133TA5259

Type: h. 1100-SPCO
Tip size: Ø 16 mm




REF 103TA1604




used for: CABLEFORM

Type: i. 1100-DPCO
Tip size: Ø 16 mm




REF 133TA3663

Type: j. 1100-DPCO- SPECIAL CLARK
Tip size: Ø 16 mm




REF 133TA5590

Type: K. 1300-NO
Tip size: 8 X 12 mm



REF 133TA7484

Type: M. 1300-CO
Tip size: 8 X 12 mm



REF 133TA6020

Type: o. 1400-NO
Tip size: 15 X 18 mm



REF 133TA6766

Type: p. 1400-CO
Tip size: Ø 16 mm



REF 133TA6751




GENERAL ELECTRIC

GENERAL ELECTRIC

used for:

GENERAL ELECTRIC





used for: GENERAL ELECTRIC

Type: 100A

Tip size: Ø 16 mm
Length: 12,7 mm
Number of tips: 1



REF 138TA5992

Type: A1 : CTRA700/710

Tip size: Ø 15,9 mm
Width: 15,9 mm
Length: 102 mm
Number of tips: 1



REF 138TA6002

Type: A2 : CTRA700/710 NEW STYLE


Tip size: Ø 12,7 mm
Width: 16 mm
Length: 102 mm
Number of tips: 1



REF 138TA6301

Type: B1 : CTRA700/710

Tip size: Ø 15,9 mm
Width: 15,9 mm
Length: 80 mm
Number of tips: 1



REF 138TA6017

Type: B2 : CTRA700/710 NEW STYLE

Tip size: Ø 12,7 mm
Width: 15,9 mm
Length: 80 mm
Number of tips: 1



REF 138TA6315

Type: C1 : CTRA700/710

Tip size: Ø 15,9 mm
Width: 15,9 mm
Length: 80 mm
Number of tips: 1



REF 109TA9180

Type: CTRA801/811

Tip size: Ø 10 mm
Width: 19 mm
Length: 75 mm
Number of tips: 1



REF 138TA6010

Type: CTRA801/811


Tip size: Ø 10 mm
Width: 19 mm
Length: 75 mm
Number of tips: 1



REF 138TA6011

Type: CTRA801/811

Tip size: Ø 10 mm
Width: 19 mm
Length: 80 mm
Number of tips: 1



REF 138TA6012

Type: CTRA801/811

Tip size: Ø 10 mm
Width: 19 mm
Length: 80 mm
Number of tips: 1



REF 138TA6009

Type: CTRA801/811

Tip size: Ø 10 mm
Width: 19 mm
Length: 80 mm
Number of tips: 1



REF 138TA6007

Type: CTRA801/811

Tip size: Ø 10 mm
Width: 19 mm
Length: 80 mm
Number of tips: 1



REF 109TA9316

Type: CTRA801/811

Tip size: Ø 10 mm
Width: 19 mm
Length: 103 mm
Number of tips: 1



REF 138TA6008

Type: CTRA801/811

Tip size: Ø 10 mm
Width: 25 mm
Length: 70 mm
Number of tips: 2



REF 138TA6006

GENERAL ELECTRIC

GENERAL ELECTRIC



used for: GENERAL ELECTRIC

Type: CTTA 300


Tip size: Ø 15,9 mm
Width: 19 mm
Length: 73 mm
Number of tips: 1



REF 138TA6057

Type: CTTA 300


Tip size: Ø 15,9 mm
Width: 19 mm
Length: 73 mm
Number of tips: 1



REF 138TA6063

Type: CTTA 300

Tip size: Ø 15,9 mm
Width: 19 mm
Length: 135 mm
Number of tips: 2



REF 138TA6062

Type: CTTA100

Tip size: Ø 10,3 mm
Width: 19 mm
Length: 54 mm
Number of tips: 2



REF 110TA1315

Type: CTTA100AA

Tip size: Ø 10,3 mm
Width: 12,7 mm
Length: 73 mm
Number of tips: 1



REF 138TA6056

Type: CTTA100AA

Tip size: Ø 10,3 mm
Width: 12,7 mm
Length: 73 mm
Number of tips: 1



REF 138TA6058

Type: CTTA100AH

Tip size: Ø 10,3 mm
Width: 12,7 mm
Length: 93 mm
Number of tips: 1



REF 138TA6050

Type: CTTA104/154

Tip size: Ø 7,5 mm
Width: 12,7 mm
Length: 73 mm
Number of tips: 1



REF 138TA6030

Type: CTTA104/154

Tip size: Ø 7,5 mm
Width: 12,7 mm
Length: 73 mm
Number of tips: 1



REF 138TA6043

Type: CTTA104/154

Tip size: Ø 7,5 mm
Width: 12,7 mm
Length: 135 mm
Number of tips: 2



REF 138TA6032

Type: CTTA150

Tip size: Ø 12,7 mm
Width: 19 mm
Length: 64,8 mm
Number of tips: 2



REF 138TA6227

Type: CTTA150/158

Tip size: Ø 12,7 mm
Width: 19 mm
Length: 54 mm
Number of tips: 2



REF 138TA6031

Type: CTTA150AA/158

Tip size: Ø 12,7 mm
Width: 12,7 mm
Length: 73 mm
Number of tips: 1



REF 138TA6045

Type: CTTA150AA/158

Tip size: Ø 12,7 mm
Width: 12,8 mm
Length: 73 mm
Number of tips: 1



REF 138TA5915



used for: GENERAL ELECTRIC

Type: CTTA150AH

Tip size: Ø 12,7 mm
Width: 12,7 mm
Length: 93 mm
Number of tips: 1

REF 138TA6029



Type: CTTA158

Tip size: Ø 12,7 mm
Width: 12,7 mm
Length: 73 mm
Number of tips: 1


REF 138TA6055



Type: CTTA158

Tip size: Ø 12,7 mm
Width: 12,7 mm
Length: 73 mm
Number of tips: 1

REF 110TA1338



Type: CTTA158

Tip size: Ø 12,7 mm
Width: 12,7 mm
Length: 135 mm
Number of tips: 2

REF 110TA1352



Type: CTTA300

Tip size: Ø 10 mm
Width: 19 mm
Length: 64 mm
Number of tips: 2

REF 138TA6312



Type: CTTA300

Tip size: Ø 15,9 mm
Width: 19 mm
Length: 54,2 mm
Number of tips: 2

REF 138TA5910



Type: CTTA300

Tip size: Ø 15,9 mm
Width: 19 mm
Length: 64,4 mm
Number of tips: 2


REF 110TA1002



Type: CTTA300AA

Tip size: Ø 15,9 mm
Width: 19 mm
Length: 73 mm
Number of tips: 1

REF 110TA1141



Type: CTTA300AH

Tip size: Ø 15,9 mm
Width: 19 mm
Length: 92,5 mm
Number of tips: 1

REF 138TA6297



Type: CTTA304

Tip size: Ø 10,4 mm
Width: 19 mm
Length: 73 mm
Number of tips: 1

REF 138TA6046



Type: CTTA304

Tip size: Ø 10,4 mm
Width: 19 mm
Length: 73 mm
Number of tips: 1

REF 138TA6048



Type: CTTA304

Tip size: Ø 10,4 mm
Width: 19 mm
Length: 73 mm
Number of tips: 1

REF 138TA6047



Type: CTTA304

Tip size: Ø 10,4 mm
Width: 19 mm
Length: 73 mm
Number of tips: 1

REF 109TA9841



Type: CTTA304

Tip size: Ø 10,4 mm
Width: 19 mm
Length: 135 mm
Number of tips: 2

REF 138TA6049



GENERAL ELECTRIC

GENERAL ELECTRIC

used for: **GENERAL ELECTRIC****Type: D1 : CTRA700/710**

Tip size: Ø 15,9 mm
Width: 16 mm
Length: 82 mm
Number of tips: 1

**REF 138TA6299****Type: D2 : CTRA700/710 NEW STYLE**

Tip size: Ø 12,7 mm
Width: 16 mm
Length: 82 mm
Number of tips: 1

**REF 138TA6326****Type: E1 : CTRA700/710**

Tip size: Ø 15,9 mm
Width: 25,4 mm
Length: 63 mm
Number of tips: 2

**REF 138TA6003****Type: E2 : CTRA 700/710 NEW STYLE**

Tip size: Ø 12,7 mm
Width: 25,4 mm
Length: 63 mm
Number of tips: 2

**REF 138TA6300****Type: F1 : CTRA700/710**

Tip size: Ø 15,9 mm
Width: 16 mm
Length: 80,2 mm
Number of tips: 1

**REF 109TA9628****Type: F2 : CTRA700/710 NEW STYLE**

Tip size: Ø 12,7 mm
Width: 16 mm
Length: 80 mm
Number of tips: 1

**REF 138TA6332****Type: G1 : CTRA701/711**

Tip size: Ø 10 mm
Width: 15,9 mm
Length: 102 mm
Number of tips: 1

**REF 138TA5986****Type: G2 : CTRA 701/711 NEW STYLE**

Tip size: Ø 7,5 mm
Width: 16 mm
Length: 102 mm
Number of tips: 1

**REF 138TA6339****Type: H1 : CTRA701/711**

Tip size: Ø 10 mm
Width: 15,9 mm
Length: 74 mm
Number of tips: 1

**REF 138TA5999****Type: H2 : CTRA 701/711 NEW STYLE**

Tip size: Ø 7,5 mm
Width: 15,9 mm
Length: 74 mm
Number of tips: 1

**REF 138TA6340****Type: I1 : CTRA701/711**

Tip size: Ø 10 mm
Width: 15,9 mm
Length: 74 mm
Number of tips: 1

**REF 138TA6019****Type: I2 : CTRA710/711 NEW STYLE**


Tip size: Ø 7,5 mm
Width: 15,9 mm
Length: 74 mm
Number of tips: 1

**REF 122TA7659****Type: IC2800M610-TYPE WITH WINGS**

Tip size: 8 X 9 mm
Width: 9,2 mm
Length: 52 mm
Number of tips: 2

**REF 138TA5874****Type: IC2800M610/611**

Tip size: 8 X 9 mm
Width: 12,7 mm
Length: 67,6 mm
Number of tips: 1

**REF 138TA5875**



used for: GENERAL ELECTRIC

Type: IC2800M611


Tip size: 8 X 9 mm
Width: 12,7 mm
Length: 83 mm
Number of tips: 1



REF 138TA5899

Type: IC2800M611-STANDARD TYPE

Tip size: 8 X 9 mm
Width: 9,2 mm
Length: 52 mm
Number of tips: 4



REF 138TA5896

Type: IC2800M611-TYPE WINGS

Tip size: 8 X 9 mm
Width: 9,2 mm
Length: 52 mm
Number of tips: 4



REF 122TA7639

Type: IC800M210

Tip size: Ø 15,9 mm
Length: 11,6 mm
Number of tips: 1



REF 138TA5852

Type: J1 : CTRA701/711

Tip size: Ø 10 mm
Width: 15,9 mm
Length: 80 mm
Number of tips: 1



REF 138TA5985

Type: J2 : CTRA 701/711 NEW STYLE

Tip size: Ø 7,5 mm
Width: 16 mm
Length: 79,5 mm
Number of tips: 1



REF 138TA6316

Type: K1 : CTRA701/711

Tip size: Ø 10 mm
Width: 15,9 mm
Length: 80 mm
Number of tips: 1



REF 138TA5988

Type: K2 : CTRA701/711 NEW STYLE

Tip size: Ø 7,5 mm
Width: 15,9 mm
Length: 80 mm
Number of tips: 1



REF 138TA6328

Type: L1 : CTRA701/711

Tip size: Ø 10 mm
Width: 15,9 mm
Length: 80 mm
Number of tips: 1



REF 138TA5987

Type: M1 : CTRA701/711

Tip size: Ø 10 mm
Width: 15,9 mm
Length: 80 mm
Number of tips: 1



REF 138TA5984

Type: M2 : CTRA 701/711 NEW STYLE

Tip size: Ø 7,5 mm
Width: 16 mm
Length: 80 mm
Number of tips: 1



REF 138TA6347

Type: N1 : CTRA701/711

Tip size: Ø 10 mm
Width: 25,4 mm
Length: 63 mm
Number of tips: 2



REF 138TA5998

Type: O1 : CTRA702/712

Tip size: Ø 15,9 mm
Width: 15,9 mm
Length: 75 mm
Number of tips: 1



REF 109TA9165

Type: O2 : CTRA702/712 NEW STYLE

Tip size: Ø 12,7 mm
Width: 15,9 mm
Length: 75 mm
Number of tips: 1



REF 138TA6329

GENERAL ELECTRIC

GENERAL ELECTRIC



used for: GENERAL ELECTRIC

Type: P1 : CTRA702/712

Tip size: Ø 15,9 mm
Width: 15,9 mm
Length: 75 mm
Number of tips: 1



REF 138TA6018

Type: Q1 : CTRA800/810

Tip size: Ø 19 mm
Width: 19 mm
Length: 103 mm
Number of tips: 1



REF 138TA6001

Type: Q2 : CTRA800/810 NEW STYLE

Tip size: Ø 15,9 mm
Width: 19 mm
Length: 104 mm
Number of tips: 1



REF 138TA6303

Type: R1 : CTRA800/810

Tip size: Ø 19 mm
Width: 19 mm
Length: 80 mm
Number of tips: 1



REF 138TA6015

Type: R2 : CTRA800/810 NEW STYLE

Tip size: Ø 15,9 mm
Width: 19 mm
Length: 80 mm
Number of tips: 1



REF 138TA6304

Type: S1 : CTRA800/810

Tip size: Ø 19 mm
Width: 19 mm
Length: 80 mm
Number of tips: 1



REF 138TA6013

Type: S2 : CTRA800/810 NEW STYLE

Tip size: Ø 15,9 mm
Width: 19,2 mm
Length: 80 mm
Number of tips: 1



REF 138TA6345

Type: T1 : CTRA800/810

Tip size: Ø 19 mm
Width: 19 mm
Length: 80 mm
Number of tips: 1



REF 138TA5989

Type: T2 : CTRA800/810 NEW STYLE


Tip size: Ø 15,9 mm
Width: 19 mm
Length: 80 mm
Number of tips: 1



REF 138TA6327

Type: U1 : CTRA800/810

Tip size: Ø 19 mm
Width: 19 mm
Length: 80 mm
Number of tips: 1



REF 138TA6016

Type: U2 : CTRA800/810 NEW STYLE

Tip size: Ø 15,9 mm
Width: 19 mm
Length: 80 mm
Number of tips: 1



REF 138TA6331

Type: V1 : CTRA800/810

Tip size: Ø 19 mm
Width: 25,4 mm
Length: 70 mm
Number of tips: 2



REF 138TA6000

Type: W1 : CTRA812

Tip size: Ø 19 mm
Width: 19 mm
Length: 73 mm
Number of tips: 1



REF 138TA6014

Type: W2 : CTRA812 NEW STYLE

Tip size: Ø 15,9 mm
Width: 19 mm
Length: 73 mm
Number of tips: 1



REF 138TA6322



used for: GENERAL ELECTRIC

Type: X1 : CTRA812

Tip size: Ø 19 mm
Width: 19 mm
Length: 73 mm
Number of tips: 1



REF 138TA6041

Type: X2 : CTRA812 NEW STYLE

Tip size: Ø 15,9 mm
Width: 19 mm
Length: 73 mm
Number of tips: 1



REF 138TA6330

Type: Y1 : CTTA304

Tip size: Ø 10,4 mm
Width: 19,2 mm
Length: 65 mm
Number of tips: 2



REF 138TA6302

Type: Y2 : CTTA 304 NEW STYLE

Tip size: Ø 7,5 mm
Width: 19 mm
Length: 64,5 mm
Number of tips: 2



REF 138TA6294

GENERAL ELECTRIC

GENERAL ELECTRIC



used for: **GENERAL ELECTRIC**

Type: 100A
Tip size: Ø 16 mm



REF 133TA4115

Type: 200A
Tip size: Ø 22,2 mm



REF 138TA6501

Type: CTRA 800 AA
Tip size: Ø 19 mm




REF 122TA7672

Type: CTRA 800 AH
Tip size: Ø 19 mm




REF 122TA7674

Type: CTRA 800AE
Tip size: Ø 15,9 mm



REF 133TA7709

Type: CTRA700/710 NEW STYLE
Tip size: Ø 12,7 mm



REF 138TA6530

Type: CTRA700AA
Tip size: Ø 15,9 mm



REF 133TA3496

Type: CTRA700AA-CAT
Tip size: Ø 15,9 mm



REF 133TA6671

GENERAL ELECTRIC

GENERAL ELECTRIC




used for: **GENERAL ELECTRIC**

Type: CTRA700AE
Tip size: Ø 15,9 mm




REF 133TA4182

Type: CTRA700AH
Tip size: Ø 15,9 mm



REF 138TA6500

Type: CTRA701-CLARK
Tip size: Ø 10 mm




REF 133TA3817

Type: CTRA701BB
Tip size: Ø 10 mm




REF 133TA3526

Type: CTRA701BD
Tip size: Ø 10 mm



REF 133TA3695

Type: CTRA701BE
Tip size: Ø 10 mm




REF 133TA4253

Type: CTRA701BE - YALE
Tip size: Ø 10 mm



REF 133TA5096

Type: CTRA702BD
Tip size: Ø 15,9 mm



REF 133TA6085


GENERAL ELECTRIC

GENERAL ELECTRIC




used for: GENERAL ELECTRIC

Type: CTRA702BE
Tip size: Ø 15,9 mm




REF 138TA6504

Type: CTRA800AA
Tip size: Ø 19 mm




REF 133TA5075

Type: CTRA800AA
Tip size: Ø 19 mm




REF 133TA4351

Type: CTRA800AE
Tip size: Ø 19 mm



REF 110TA3616

Type: CTRA800AH
Tip size: Ø 19 mm



REF 133TA3983

Type: CTRA801BD
Tip size: Ø 10 mm




REF 133TA5598

Type: CTRA802BD
Tip size: Ø 19 mm



REF 133TA4373

Type: CTRA802BE
Tip size: Ø 19 mm



REF 138TA6499


GENERAL ELECTRIC

GENERAL ELECTRIC



used for: GENERAL ELECTRIC

Type: CTTA 304
Tip size: Ø 10,3 mm



REF 133TA3840

Type: CTTA100AA
Tip size: Ø 10,3 mm




REF 133TA5926

Type: CTTA100AH
Tip size: Ø 10,3 mm




REF 133TA4369

Type: CTTA100AH
Tip size: Ø 10,3 mm



REF 133TA6627

Type: CTTA150AA
Tip size: Ø 10,3 mm



REF 133TA7571

Type: CTTA150AA
Tip size: Ø 12,7 mm



REF 110TA3753

Type: CTTA150AA
Tip size: Ø 12,7 mm



REF 133TA3807

Type: CTTA150AA
Tip size: Ø 12,7 mm



REF 133TA6014

GENERAL ELECTRIC

GENERAL ELECTRIC




used for: GENERAL ELECTRIC

Type: CTTA150AA
Tip size: Ø 12,7 mm



REF 133TA3363

Type: CTTA150AH
Tip size: Ø 12,7 mm



REF 133TA4220

Type: CTTA150AH
Tip size: Ø 12,7 mm




REF 133TA7546

Type: CTTA154FR
Tip size: Ø 7,6 mm




REF 138TA6529

Type: CTTA154FR
Tip size: Ø 7,6 mm




REF 133TA5296

Type: CTTA154FR
Tip size: Ø 7,6 mm




REF 133TA4445

Type: CTTA154FR
Tip size: Ø 12,7 mm



REF 133TA5995

Type: CTTA158FR
Tip size: Ø 12,7 mm



REF 133TA7463

GENERAL ELECTRIC

GENERAL ELECTRIC



used for: GENERAL ELECTRIC

Type: CTTA300AA
Tip size: Ø 15,9 mm




REF 138TA6502

Type: CTTA300AA
Tip size: Ø 15,9 mm



REF 133TA6173

Type: CTTA300AH
Tip size: Ø 15,9 mm



REF 133TA3944

Type: CTTA300AH
Tip size: Ø 15,9 mm




REF 110TA6748

Type: CTTA304FR
Tip size: Ø 10,4 mm



REF 133TA5391

Type: CTTA304FR
Tip size: Ø 10,4 mm



REF 133TA5056

Type: IC2800M210
Tip size: Ø 15,9 mm



REF 133TA3676

Type: IC2800M250
Tip size: Ø 15,5 mm



REF 133TA4515

GENERAL ELECTRIC

GENERAL ELECTRIC



used for: **GENERAL ELECTRIC**

Type: IC2800M420
Tip size: Ø 15,5 mm




REF 133TA7006

Type: IC2800M610
Tip size: 8 X 9 mm




REF 133TA5120

Type: IC2800M610
Tip size: 8 X 9 mm




REF 133TA5840

Type: IC2800M610 - TYPE WINGS
Tip size: 8 X 9 mm



REF 133TA5136

Type: IC2800M611
Tip size: 8 X 9 mm



REF 133TA7524

Type: YALE
Tip size: Ø 15,9 mm



REF 133TA6204

GENERAL ELECTRIC


GENERAL ELECTRIC



HARDELLET

HARDELLET

used for:
HARDELLET





used for: HARDELLET

Type: C/I24350

Tip size: 7,7 X 15 mm
Width: 16,3 mm
Length: 28,5 mm
Number of tips: 1



REF 132TA2059

Type: C20000

Tip size: Ø 8,5 mm
Width: 10,3 mm
Length: 46,2 mm
Number of tips: 2



REF 134TA2279

Type: C20000

Tip size: Ø 8,8 mm
Width: 10 mm
Length: 10 mm
Number of tips: 1



REF 134TA2278

Type: C24100

Tip size: 6 X 12,2 mm
Width: 16,3 mm
Length: 28,5 mm
Number of tips: 1



REF 138TA6223

Type: DP20000

Tip size: Ø 8,8 mm
Width: 10 mm
Length: 36 mm
Number of tips: 1



REF 134TA2292

Type: IFH

Tip size: 4,9 X 12,2 mm
Length: 36 mm
Number of tips: 1



REF 110TA2884

Type: IFH

Tip size: 5,8 X 13 mm
Width: 20 mm
Length: 35,5 mm
Number of tips: 2



REF 110TA2883

HARDELLET

HARDELLET



used for: HARDELLET

Type: C1200
Tip size: Ø 12,6 mm



REF 133TA5879

Type: C20000
Tip size: Ø 8,5 mm




REF 133TA6403

Type: C23050
Tip size: 10 X 16 mm



REF 133TA4855

Type: C23100
Tip size: 6 X 12 mm



REF 133TA5807

Type: C24100
Tip size: 8,5 X 16,2 mm



REF 138TA6517

Type: C24150
Tip size: 5,9 X 12 mm



REF 133TA5561

Type: C24350
Tip size: 6 X 6 mm



REF 133TA5732

Type: CP24150 - BC24150
Tip size: 8 X 12 mm



REF 133TA6161

HARDELLET

HARDELLET



used for: HARDELLET

Type: CP24350 - BC24350
Tip size: 8 X 12 mm



REF 133TA5230

Type: DP20000
Tip size: Ø 8,5 mm




REF 133TA6275

Type: DP2200
Tip size: Ø 12,7 mm




REF 133TA6181

Type: I23050
Tip size: 8 X 15 mm



REF 133TA5870

Type: I23100
Tip size: 5,9 X 12 mm




REF 133TA5705

Type: I24100
Tip size: 8,5 X 16 mm




REF 133TA5846

Type: I24350S
Tip size: 8 X 12,5 mm



REF 108TA7959

Type: IFH
Tip size: 5 X 15,8 mm



REF 106TA2332

HARDELLET

HARDELLET



used for: HARDELLET

Type: RFH
Tip size: 5,2 X 16 mm



REF 108TA7901

HARDELLET

HARDELLET




used for:

PRESTOLITE

PRESTOLITE

PRESTOLITE





used for: PRESTOLITE

Type:

Tip size: Ø 12,6 mm
Width: 12,7 mm
Length: 64 mm
Number of tips: 1



REF 138TA6348

Type:


Tip size: Ø 12,7 mm
Width: 12,7 mm
Length: 42 mm
Number of tips: 1



REF 138TA6282

Type: 200A

Tip size: Ø 13 mm
Width: 15,6 mm
Length: 39,3 mm
Number of tips: 1



REF 138TA5855

Type: HB1

Tip size: Ø 12,7 mm
Width: 12,6 mm
Length: 62,7 mm
Number of tips: 1



REF 138TA5893

Type: HB1

Tip size: Ø 12,7 mm
Width: 12,8 mm
Length: 58 mm
Number of tips: 1



REF 138TA5884

Type: HB1

Tip size: Ø 12,7 mm
Width: 15 mm
Length: 30 mm
Number of tips: 1



REF 138TA5886

Type: HB1-CAT

Tip size: Ø 10,5 mm
Width: 13,3 mm
Length: 42,5 mm
Number of tips: 2



REF 138TA6285

Type: HB1/7

Tip size: Ø 12,7 mm
Width: 15 mm
Length: 47,6 mm
Number of tips: 2



REF 138TA5842

Type: HB111


Tip size: Ø 9,4 mm
Width: 11 mm
Length: 28 mm
Number of tips: 1



REF 116TA5824

Type: HB1KG

Tip size: Ø 12,7 mm
Width: 13 mm
Length: 84 mm
Number of tips: 1



REF 138TA6186

Type: HB30

Tip size: Ø 19 mm
Width: 19 mm
Length: 74 mm
Number of tips: 1



REF 138TA5991

Type: HB30

Tip size: Ø 19 mm
Width: 19 mm
Length: 102 mm
Number of tips: 1



REF 138TA5891

Type: HB30/36

Tip size: Ø 19 mm
Width: 23 mm
Length: 68 mm
Number of tips: 2



REF 138TA5990

Type: HB30LA

Tip size: Ø 19 mm
Width: 19 mm
Length: 72 mm
Number of tips: 1



REF 138TA5892

PRESTOLITE

PRESTOLITE

used for: **PRESTOLITE****Type: HB32**

Tip size: Ø 19 mm
Width: 19,3 mm
Length: 68,5 mm
Number of tips: 1

**REF 138TA6213****Type: HB36**

Tip size: Ø 19 mm
Width: 42,4 mm
Length: 40,3 mm
Number of tips: 1

**REF 138TA6353****Type: HB36**

Tip size: Ø 19 mm
Width: 42,5 mm
Length: 52 mm
Number of tips: 1

**REF 138TA6324****Type: HB401**

Tip size: 9,5 X 9,5 mm
Width: 13,3 mm
Length: 45 mm
Number of tips: 2

**REF 138TA5860****Type: HB401/407**

Tip size: 9,5 X 9,5 mm
Width: 13 mm
Length: 40 mm
Number of tips: 2

**REF 138TA5909****Type: HB401KE**

Tip size: 9,5 X 9,5 mm
Width: 19 mm
Length: 35 mm
Number of tips: 2

**REF 108TA5813****Type: HB401KP**

Tip size: 9,5 X 9,5 mm
Width: 13,3 mm
Length: 35,6 mm
Number of tips: 2

**REF 138TA6214****Type: HB407**

Tip size: 9,8 X 9,8 mm
Width: 13 mm
Length: 30 mm
Number of tips: 4

**REF 138TA6230****Type: HB407**

Tip size: 9,5 X 9,5 mm
Width: 13 mm
Length: 34,5 mm
Number of tips: 4

**REF 138TA5873****Type: HB407/409**

Tip size: 9,5 X 9,5 mm
Width: 12,8 mm
Length: 30 mm
Number of tips: 4

**REF 138TA5859****Type: HB431**

Tip size: 9,5 X 9,5 mm
Width: 13,5 mm
Length: 31,5 mm
Number of tips: 2

**REF 110TA2719****Type: HB431/437**

Tip size: 9,5 X 9,5 mm
Width: 13,3 mm
Length: 40,2 mm
Number of tips: 2

**REF 138TA5902****Type: HB437**

Tip size: 9,5 X 9,5 mm
Width: 13 mm
Length: 30 mm
Number of tips: 4

**REF 138TA6229****Type: HB70JC**

Tip size: Ø 12,7 mm
Width: 15 mm
Length: 31 mm
Number of tips: 1

**REF 138TA5835**



used for: PRESTOLITE

Type: HB70JC

Tip size: Ø 12,7 mm
Width: 15 mm
Length: 35,8 mm
Number of tips: 1



REF 116TA5823

Type: HB70JC

Tip size: Ø 12,7 mm
Width: 27,6 mm
Length: 35,8 mm
Number of tips: 1



REF 116TA5822

Type: HB7KL


Tip size: Ø 12,7 mm
Width: 14,7 mm
Length: 38,8 mm
Number of tips: 1



REF 138TA6137

Type: HB7KL

Tip size: Ø 12,7 mm
Width: 15,5 mm
Length: 38,8 mm
Number of tips: 1



REF 138TA5897

Type: HB7KL

Tip size: Ø 12,7 mm
Width: 15,6 mm
Length: 36 mm
Number of tips: 1



REF 138TA5856

Type: HBSP102/HBSP103

Tip size: Ø 9,5 mm
Width: 10 mm
Length: 9 mm
Number of tips: 1



REF 138TA6295

Type: HBSP103

Tip size: Ø 9,5 mm
Width: 13 mm
Length: 42 mm
Number of tips: 4



REF 138TA6307

PRESTOLITE

PRESTOLITE



used for: **PRESTOLITE**

Type: HB111
Tip size: Ø 9,5 mm



REF 133TA5788

Type: HB111
Tip size: Ø 9,5 mm




REF 133TA5003

Type: HB117
Tip size: Ø 9,5 mm



REF 133TA3555

Type: HB117
Tip size: Ø 9,5 mm




REF 106TA2238

Type: HB1K
Tip size: Ø 12,7 mm




REF 133TA4388

Type: HB1KC/SC
Tip size: Ø 12,7 mm



REF 133TA3424

Type: HB1KG
Tip size: Ø 12,7 mm



REF 133TA5454

Type: HB1KW
Tip size: Ø 12,7 mm



REF 133TA5105


PRESTOLITE

PRESTOLITE




used for: **PRESTOLITE**

Type: HB1SM
Tip size: Ø 12,7 mm




REF 133TA4039

Type: HB1UM
Tip size: Ø 12,7 mm




REF 138TA6511

Type: HB30
Tip size: Ø 19 mm



REF 133TA4143

Type: HB30
Tip size: Ø 19 mm



REF 133TA5341

Type: HB30KT
Tip size: Ø 19 mm




REF 110TA3630

Type: HB30LA
Tip size: Ø 19 mm



REF 111TA4050

Type: HB32K
Tip size: Ø 19 mm



REF 133TA4805

Type: HB36
Tip size: Ø 19 mm



REF 133TA6105

PRESTOLITE

PRESTOLITE



used for: **PRESTOLITE**

Type: HB36
Tip size: Ø 19 mm




REF 133TA6066

Type: HB36KL
Tip size: Ø 19 mm




REF 110TA3589

Type: HB36KR
Tip size: Ø 19 mm




REF 133TA5521

Type: HB3KS
Tip size: Ø 12,7 mm




REF 138TA6507

Type: HB3KT
Tip size: Ø 9,5 mm



REF 108TA7845

Type: HB401
Tip size: 9,5 X 9,5 mm




REF 133TA7335

Type: HB401
Tip size: 9,5 X 9,5 mm



REF 133TA5149

Type: HB401KS
Tip size: 9,5 X 9,5 mm



REF 133TA5529


PRESTOLITE

PRESTOLITE




used for: **PRESTOLITE**

Type: HB403
Tip size: 9,5 X 9,5 mm



REF 133TA5856

Type: HB403 - CLARK
Tip size: 9,5 X 9,5 mm




REF 133TA5819

Type: HB407
Tip size: 9,5 X 9,5 mm



REF 133TA6832

Type: HB407KF
Tip size: 9,5 X 9,5 mm




REF 133TA3450

Type: HB407SQ
Tip size: 9,5 X 9,5 mm




REF 110TA9050

Type: HB409KC
Tip size: 9,5 X 9,5 mm



REF 133TA6385

Type: HB40X
Tip size: 9,5 X 9,5 mm



REF 110TA3659

Type: HB431
Tip size: 9,5 X 9,5 mm



REF 133TA7177

PRESTOLITE

PRESTOLITE



used for: **PRESTOLITE**

Type: HB431-CAT
Tip size: 9,5 X 9,5 mm



REF 108TA8021

Type: HB431KP
Tip size: 9,5 X 9,5 mm



REF 133TA4985

Type: HB433
Tip size: 9,5 X 9,5 mm



REF 133TA7455

Type: HB437K
Tip size: 9,5 X 9,5 mm



REF 133TA4582

Type: HB437KP
Tip size: 9,5 X 9,5 mm



REF 133TA4826

Type: HB60KC
Tip size: Ø 19 mm



REF 133TA3612

Type: HB60SC
Tip size: Ø 16 mm



REF 133TA5759

Type: HB631
Tip size: Ø 19 mm



REF 133TA5251

PRESTOLITE

PRESTOLITE




used for: **PRESTOLITE**

Type: HB7
Tip size: Ø 12,7 mm




REF 133TA6306

Type: HB701
Tip size: Ø 12,7 mm




REF 108TA7699

Type: HB70JC
Tip size: Ø 12,7 mm



REF 133TA5037

Type: HB7KL/SL
Tip size: Ø 12,7 mm



REF 133TA4197

Type: HBSP102
Tip size: Ø 9,5 mm




REF 133TA5308

Type: HBSP103
Tip size: Ø 9,5 mm



REF 133TA6793

Type: JAM
Tip size: Ø 9,5 mm



REF 133TA5414

PRESTOLITE


PRESTOLITE



used for:
AMERICAN

AMERICAN

AMERICAN





used for: AMERICAN

Type: ALLIS CHALMERS 100A

Tip size: Ø 15,9 mm
Length: 12,7 mm
Number of tips: 1



REF 138TA5828

Type: ALLIS CHALMERS 200A

Width: 25 mm
Length: 32 mm
Number of tips: 0



REF 138TA6311

Type: ALLIS CHALMERS 200A


Tip size: Ø 22,2 mm
Length: 18 mm
Number of tips: 1



REF 138TA5996

Type: CONTACT INDUSTRIES-300A

Tip size: Ø 16,6 mm
Width: 18 mm
Length: 95,2 mm
Number of tips: 1



REF 138TA6065

Type: CONTACT INDUSTRIES-300A

Tip size: Ø 16,6 mm
Width: 37 mm
Length: 63,6 mm
Number of tips: 2



REF 138TA6066

Type: HYSTER

Tip size: Ø 16 mm
Width: 16 mm
Length: 88,6 mm
Number of tips: 1



REF 138TA6217

Type: HYSTER

Tip size: Ø 16 mm
Width: 19 mm
Length: 63,5 mm
Number of tips: 1



REF 138TA6216

Type: PETTIBONE

Width: 19,2 mm
Length: 25,3 mm
Number of tips: 0



REF 138TA6193

Type: PETTIBONE

Width: 24 mm
Length: 28 mm
Number of tips: 0



REF 138TA6194

Type: PETTIBONE

Tip size: 19,2 X 25,4 mm
Width: 25,7 mm
Length: 132,5 mm
Number of tips: 1



REF 138TA6200

Type: RAYMOND

Tip size: 16 X 19 mm
Width: 19 mm
Length: 38 mm
Number of tips: 1



REF 138TA6313

Type: RAYMOND

Tip size: Ø 11 mm
Width: 11,5 mm
Length: 17 mm
Number of tips: 1



REF 138TA6319

Type: RAYMOND

Tip size: Ø 11 mm
Width: 11,5 mm
Length: 51 mm
Number of tips: 2



REF 138TA6318

Type: RAYMOND

Tip size: Ø 12,7 mm
Length: 48 mm
Number of tips: 2



REF 138TA6281

AMERICAN

AMERICAN

used for: AMERICAN

Type: RAYMOND


Tip size: Ø 12,7 mm
Width: 12,6 mm
Length: 58,5 mm
Number of tips: 1



REF 109TA7745

Type: RAYMOND

Tip size: Ø 12,7 mm
Width: 12,6 mm
Length: 63 mm
Number of tips: 1



REF 122TA7617

Type: RAYMOND

Tip size: Ø 19 mm
Width: 19 mm
Length: 43 mm
Number of tips: 1



REF 138TA6286

Type: RAYMOND

Tip size: Ø 19 mm
Width: 19 mm
Length: 69,4 mm
Number of tips: 1



REF 138TA6278

Type: RAYMOND

Tip size: Ø 19 mm
Width: 19 mm
Length: 70 mm
Number of tips: 1



REF 122TA7624

Type: RAYMOND

Tip size: Ø 19 mm
Width: 21,5 mm
Length: 66,6 mm
Number of tips: 2



REF 138TA6287

Type: RAYMOND

Tip size: Ø 19 mm
Width: 25,4 mm
Length: 52 mm
Number of tips: 1



REF 122TA7632

Type: RAYMOND

Tip size: Ø 19 mm
Width: 44,5 mm
Length: 60,5 mm
Number of tips: 1



REF 138TA6288

Type: SQUARE D

Tip size: 11 X 12,7 mm
Width: 12,7 mm
Length: 34,6 mm
Number of tips: 1



REF 110TA2501

Type: SQUARE D

Tip size: Ø 12,7 mm
Width: 16 mm
Length: 47 mm
Number of tips: 2



REF 122TA7660

Type: SQUARE D

Tip size: Ø 12,7 mm
Width: 16,2 mm
Length: 47 mm
Number of tips: 1



REF 138TA6293

Type: SQUARE D

Tip size: Ø 13,3 mm
Width: 19,3 mm
Length: 80,5 mm
Number of tips: 1



REF 138TA6236

Type: SQUARE D

Tip size: Ø 15,9 mm
Width: 15,9 mm
Length: 37,8 mm
Number of tips: 2



REF 138TA5887

Type: SQUARE D

Tip size: Ø 15,9 mm
Width: 16 mm
Length: 30,4 mm
Number of tips: 1




REF 134TA2283



used for: AMERICAN

Type: SQUARE D

Tip size: Ø 15,9 mm
Width: 16 mm
Length: 37,8 mm
Number of tips: 1



REF 109TA8571

Type: SQUARE D

Tip size: Ø 15,9 mm
Width: 16 mm
Length: 52 mm
Number of tips: 1



REF 138TA5930

Type: SQUARE D

Tip size: Ø 15,9 mm
Width: 16 mm
Length: 56 mm
Number of tips: 1



REF 138TA5877

Type: SQUARE D

Tip size: Ø 15,9 mm
Width: 19 mm
Length: 43 mm
Number of tips: 1



REF 138TA5904

Type: SQUARE D

Tip size: Ø 15,9 mm
Width: 19 mm
Length: 56,3 mm
Number of tips: 1



REF 138TA5920

Type: SQUARE D

Tip size: Ø 15,9 mm
Width: 19 mm
Length: 57,5 mm
Number of tips: 1



REF 110TA2444

Type: SQUARE D

Tip size: Ø 15,9 mm
Width: 19 mm
Length: 63,5 mm
Number of tips: 1



REF 138TA6196

Type: SQUARE D

Tip size: Ø 15,9 mm
Width: 19 mm
Length: 64,5 mm
Number of tips: 1



REF 138TA6195

Type: SQUARE D

Tip size: Ø 15,9 mm
Width: 19 mm
Length: 78 mm
Number of tips: 1



REF 138TA5907

Type: SQUARE D


Tip size: Ø 15,9 mm
Width: 19 mm
Length: 78 mm
Number of tips: 2



REF 110TA9040

Type: SQUARE D

Tip size: Ø 15,9 mm
Width: 19 mm
Length: 80 mm
Number of tips: 2



REF 138TA6181

Type: SQUARE D

Tip size: Ø 15,9 mm
Width: 19 mm
Length: 92 mm
Number of tips: 2



REF 108TA5356

Type: SQUARE D

Tip size: Ø 15,9 mm
Width: 19 mm
Length: 94 mm
Number of tips: 2



REF 138TA5944

Type: SQUARE D

Tip size: Ø 15,9 mm
Width: 19,4 mm
Length: 22 mm
Number of tips: 1



REF 138TA5906

AMERICAN


AMERICAN



used for: AMERICAN

Type: SQUARE D

Tip size: Ø 15,9 mm
Width: 20,6 mm
Length: 37 mm
Number of tips: 1



REF 110TA2672

Type: SQUARE D

Tip size: Ø 22,3 mm
Length: 15,2 mm
Number of tips: 1



REF 138TA5843

Type: SQUARE D

Tip size: Ø 28,6 mm
Length: 15 mm
Number of tips: 1



REF 138TA6296

Type: YALE

Tip size: Ø 22,3 mm
Width: 25,5 mm
Length: 39,7 mm
Number of tips: 1



REF 138TA6233



used for: AMERICAN

Type: ALLIS CHALMERS 100A
Tip size: Ø 15,9 mm




REF 133TA4951

Type: ALLIS CHALMERS 200A
Tip size: Ø 22,2 mm




REF 133TA3326

Type: CLARK
Tip size: Ø 9,5 mm




REF 133TA7617

Type: CONTACT INDUSTRIES 300A
Tip size: Ø 16,6 mm




REF 133TA5692

Type: CROWN
Tip size: Ø 19 mm



REF 122TA7667

Type: RAYMOND
Tip size: 9,5 X 9,5 mm



REF 133TA6567

Type: RAYMOND
Tip size: 9,5 X 9,5 mm



REF 133TA6544

Type: RAYMOND
Tip size: Ø 9,5 mm



REF 133TA7338

AMERICAN

AMERICAN



used for: AMERICAN

Type: RAYMOND
Tip size: Ø 9,5 mm



REF 133TA7584

Type: RAYMOND
Tip size: Ø 9,7 mm



REF 133TA7717

Type: RAYMOND
Tip size: Ø 10,4 mm



REF 133TA4308

Type: RAYMOND
Tip size: Ø 12,7 mm




REF 133TA3373

Type: RAYMOND
Tip size: Ø 12,7 mm



REF 133TA4321

Type: RAYMOND
Tip size: Ø 12,7 mm



REF 133TA7358

Type: RAYMOND
Tip size: Ø 12,7 mm



REF 133TA7288

Type: RAYMOND
Tip size: Ø 16 mm



REF 138TA6532


AMERICAN

AMERICAN



used for: AMERICAN

Type: RAYMOND
Tip size: Ø 19 mm



REF 133TA7575

Type: RAYMOND
Tip size: Ø 19 mm



REF 133TA5463

Type: SQUARE D
Tip size: Ø 15,9 mm



REF 133TA6582

Type: SQUARE D
Tip size: Ø 15,9 mm



REF 133TA6490

Type: SQUARE D
Tip size: Ø 15,9 mm



REF 133TA6663

Type: SQUARE D
Tip size: Ø 15,9 mm



REF 108TA8115

Type: SQUARE D
Tip size: Ø 22,3 mm



REF 133TA4036

Type: SQUARE D
Tip size: Ø 28,6 mm




REF 133TA6463

AMERICAN

AMERICAN



used for:
SPECIAL FRENCH



SPECIAL FRENCH

SPECIAL FRENCH



used for: SPECIAL FRENCH

Type: AMELEC

Tip size: 10,5 X 12,5 mm
Width: 14 mm
Length: 64 mm
Number of tips: 2



REF 108TA7360

Type: AMELEC

Tip size: 9,5 X 11,9 mm
Width: 15 mm
Length: 25,3 mm
Number of tips: 1



REF 138TA5903

Type: AMELEC

Tip size: 10,3 X 20 mm
Width: 15 mm
Length: 70 mm
Number of tips: 2



REF 138TA5901

Type: AMELEC

Tip size: 10 X 10 mm
Width: 16 mm
Length: 40 mm
Number of tips: 1



REF 110TA1865

Type: AMELEC

Tip size: 9,6 X 12 mm
Width: 20 mm
Length: 77 mm
Number of tips: 1



REF 138TA6135

Type: AMELEC

Tip size: 10 X 20 mm
Width: 25 mm
Length: 75 mm
Number of tips: 1



REF 138TA5870

Type: AMELEC

Tip size: 11 X 19 mm
Width: 40 mm
Length: 56,2 mm
Number of tips: 1



REF 138TA5900

Type: AMELEC

Tip size: 10 X 20 mm
Width: 40 mm
Length: 70 mm
Number of tips: 1



REF 138TA5943

Type: AMELEC - DP

Tip size: Ø 10,2 mm
Width: 20 mm
Length: 75 mm
Number of tips: 1



REF 134TA2285

Type: AMELEC-1

Tip size: 25,2 X 50 mm
Width: 25,2 mm
Length: 50 mm
Number of tips: 1



REF 138TA5977

Type: AMELEC-1

Tip size: 10 X 53 mm
Width: 66 mm
Length: 43 mm
Number of tips: 1



REF 138TA5978

Type: AMELEC-Ag

Tip size: 10,2 X 20 mm
Width: 20 mm
Length: 38,2 mm
Number of tips: 1



REF 138TA6241

Type: AMELEC-Ag

Tip size: 10 X 20 mm
Width: 25 mm
Length: 75,4 mm
Number of tips: 1



REF 138TA5818

Type: AMELEC-Cu

Tip size: 10,3 X 18,2 mm
Width: 20,2 mm
Length: 37,6 mm
Number of tips: 1



REF 108TA5733

SPECIAL FRENCH

SPECIAL FRENCH

used for: **SPECIAL FRENCH****Type: AMELEC-W+Ag**

Tip size: 10 X 20 mm
Width: 25 mm
Length: 75 mm
Number of tips: 1

**REF 138TA5871****Type: FENWICK**


Tip size: 11,7 X 11,7 mm
Width: 14 mm
Length: 25 mm
Number of tips: 1

**REF 132TA2549****Type: FENWICK**

Width: 20 mm
Length: 22 mm
Number of tips: 0

**REF 132TA2511****Type: FENWICK**

Tip size: 23,7 X 23,7 mm
Width: 24 mm
Length: 24,5 mm
Number of tips: 1

**REF 138TA5858****Type: FENWICK**


Tip size: 25 X 25,6 mm
Width: 25 mm
Length: 25,6 mm
Number of tips: 1

**REF 108TA7416****Type: TELEMECANIQUE**


Width: 24 mm
Length: 32,2 mm
Number of tips: 0

**REF 138TA6242****Type: TELEMECANIQUE-CC3HB**

Tip size: Ø 13 mm
Width: 18 mm
Length: 63,5 mm
Number of tips: 2

**REF 138TA6125****Type: TELEMECANIQUE-CC3HB**

Tip size: Ø 13 mm
Width: 19,2 mm
Length: 63 mm
Number of tips: 1

**REF 138TA6123**



used for: **SPECIAL FRENCH**

Type: AMELEC
Tip size: 10 X 20 mm



REF 132TA3292

Type: AMELEC
Tip size: Ø 10,2 mm



REF 132TA3147

Type: AMELEC - 2-CO
Tip size: 10 X 12 mm




REF 108TA7669

Type: AMELEC - 2-NO
Tip size: 10 X 12 mm




REF 108TA7674

Type: AMELEC - DP
Tip size: 10,5 X 12,5 mm



REF 108TA7662

Type: AMELEC - DP
Tip size: Ø 10 mm



REF 132TA3211

Type: AMELEC - NO
Tip size: 11,5 X 11,5 mm



REF 138TA6510

Type: TELEMECANIQUE
Tip size: Ø 10,5 mm



REF 133TA7319

SPECIAL FRENCH

SPECIAL FRENCH




used for: SPECIAL FRENCH

Type: TELEMECANIQUE - CC3FB
Tip size: Ø 10 mm



REF 133TA6979

Type: TELEMECANIQUE - CC3HB
Tip size: Ø 13 mm




REF 133TA6950

SPECIAL FRENCH

SPECIAL FRENCH



used for:
SPECIAL GERMAN



SPECIAL GERMAN

SPECIAL GERMAN



used for: SPECIAL GERMAN

Type:

Tip size: 16 X 18 mm
Width: 18 mm
Length: 78 mm
Number of tips: 1



REF 110TA2529

Type:

Tip size: Ø 8,2 mm
Width: 10,7 mm
Length: 26,8 mm
Number of tips: 2



REF 110TA2740

Type: BOSCH

Tip size: Ø 10 mm
Length: 27 mm
Number of tips: 1



REF 138TA5964

Type: BOSCH

Tip size: Ø 15,1 mm
Width: 16,1 mm
Length: 117,5 mm
Number of tips: 1



REF 138TA6321

Type: BOSCH 03331032004

Tip size: Ø 8 mm
Width: 12 mm
Length: 41 mm
Number of tips: 1



REF 138TA6298

Type: BOSCH-0333006004

Tip size: Ø 10,8 mm
Width: 20,2 mm
Length: 156 mm
Number of tips: 2



REF 138TA5957

Type: BOSCH-0333006004

Tip size: Ø 11 mm
Width: 20 mm
Length: 40,5 mm
Number of tips: 1



REF 138TA5970

Type: BOSCH-0333007002

Tip size: 7,5 X 29,6 mm
Width: 13 mm
Length: 60,3 mm
Number of tips: 1



REF 138TA6140

Type: BOSCH-0333007002


Width: 14,2 mm
Length: 70,6 mm
Number of tips: 0



REF 138TA6197

Type: BOSCH-0333007002

Tip size: 5,5 X 26,5 mm
Width: 40 mm
Length: 46 mm
Number of tips: 2



REF 138TA6139

Type: BOSCH-0333007004

Tip size: Ø 8 mm
Width: 13,2 mm
Length: 32,4 mm
Number of tips: 4



REF 138TA5880

Type: BOSCH-0333007004

Tip size: Ø 9 mm
Width: 10 mm
Length: 41,2 mm
Number of tips: 1



REF 138TA5922

Type: BOSCH-0333007004

Tip size: Ø 9 mm
Width: 13 mm
Length: 32,8 mm
Number of tips: 2



REF 138TA5953

Type: BOSCH-033320

Tip size: Ø 15 mm
Width: 16 mm
Length: 50,5 mm
Number of tips: 1



REF 138TA6185

SPECIAL GERMAN

SPECIAL GERMAN



used for: **SPECIAL GERMAN**

Type: **BOSCH-0333200**

Tip size: Ø 15 mm
Width: 16 mm
Length: 68,5 mm
Number of tips: 1



REF 138TA5878

Type: **BOSCH-0333200**

Tip size: Ø 15 mm
Width: 16 mm
Length: 69 mm
Number of tips: 1



REF 138TA5956

Type: **BOSCH-0333201**

Tip size: Ø 10 mm

Length: 38 mm
Number of tips: 1



REF 138TA5834

Type: **BOSCH-0333201**

Tip size: Ø 15 mm
Width: 16 mm
Length: 69,5 mm
Number of tips: 2



REF 138TA5827

Type: **BOSCH-201**

Tip size: Ø 15 mm
Width: 16 mm
Length: 69,5 mm
Number of tips: 2



REF 138TA6271

Type: **JUNGHEINRICH**

Tip size: 14,8 X 20 mm
Width: 15,2 mm
Length: 20,5 mm
Number of tips: 1



REF 138TA6239

Type: **JUNGHEINRICH**

Tip size: Ø 18,8 mm
Width: 19 mm
Length: 40 mm
Number of tips: 1



REF 138TA5872

Type: **JUNGHEINRICH**

Tip size: Ø 18,8 mm
Width: 19,3 mm
Length: 40,5 mm
Number of tips: 1



REF 138TA6243

Type: **JUNGHEINRICH**

Tip size: Ø 18,9 mm
Width: 19 mm
Length: 133 mm
Number of tips: 6



REF 138TA6069

Type: **JUNGHEINRICH**

Tip size: Ø 19 mm

Length: 25,5 mm
Number of tips: 1



REF 138TA6244

Type: **JUNGHEINRICH**

Tip size: Ø 19 mm
Width: 19 mm
Length: 65 mm
Number of tips: 1



REF 138TA6204

Type: **JUNGHEINRICH**


Tip size: Ø 19 mm
Width: 19 mm
Length: 65 mm
Number of tips: 1



REF 138TA6068

Type: **JUNGHEINRICH**

Tip size: Ø 19 mm
Width: 19,2 mm
Length: 40 mm
Number of tips: 1



REF 138TA5971

Type: **SCHALTBAU**

Tip size: Ø 9 mm
Width: 20,5 mm
Length: 38,3 mm
Number of tips: 2



REF 110TA2692

SPECIAL GERMAN

SPECIAL GERMAN



used for: SPECIAL GERMAN

Type: SCHALTBAU-S137

Tip size: Ø 6,3 mm
Width: 8 mm
Length: 33 mm
Number of tips: 1



REF 138TA5916

Type: SCHALTBAU-S137-CO

Tip size: 4 X 8 mm
Width: 8 mm
Length: 28,3 mm
Number of tips: 1



REF 138TA5947

Type: SCHALTBAU-S137-CO

Tip size: 5 X 8 mm
Width: 8,1 mm
Length: 38 mm
Number of tips: 1



REF 108TA5359

Type: SCHALTBAU-S137-CO

Tip size: Ø 6 mm
Width: 13,4 mm
Length: 28 mm
Number of tips: 4



REF 138TA6253

Type: SCHALTBAU-S137-NO

Tip size: Ø 6 mm
Width: 13,4 mm
Length: 28 mm
Number of tips: 2



REF 138TA5931

Type: SCHALTBAU-S163

Tip size: Ø 8 mm
Width: 10 mm
Length: 45 mm
Number of tips: 1



REF 108TA5847

Type: SCHALTBAU-S163-CO

Tip size: 5,5 X 8,8 mm
Length: 45,5 mm
Number of tips: 1



REF 108TA7285

Type: SCHALTBAU-S163-CO

Tip size: 6 X 9 mm
Width: 9 mm
Length: 37,5 mm
Number of tips: 1



REF 138TA6290

Type: SCHALTBAU-S163-CO

Tip size: Ø 8 mm
Width: 23 mm
Length: 33 mm
Number of tips: 4



REF 138TA6289

Type: SCHALTBAU-S163-NO


Tip size: Ø 8 mm
Width: 21 mm
Length: 33 mm
Number of tips: 2



REF 108TA7178

Type: SCHALTBAU-S164

Tip size: Ø 9 mm
Width: 10,2 mm
Length: 45 mm
Number of tips: 1



REF 138TA5911

Type: SCHALTBAU-S164

Tip size: Ø 9 mm
Width: 10,5 mm
Length: 44,7 mm
Number of tips: 1



REF 138TA5918

Type: SCHALTBAU-S164-CO

Tip size: 6,6 X 10,1 mm
Width: 10,1 mm
Length: 33 mm
Number of tips: 1



REF 138TA5948

Type: SCHALTBAU-S164-CO

Tip size: 7 X 10 mm
Width: 10,2 mm
Length: 41,7 mm
Number of tips: 1



REF 108TA5835

SPECIAL GERMAN

SPECIAL GERMAN



used for: SPECIAL GERMAN

Type: SCHALTBAU-S164-CO

Tip size: Ø 9 mm
Width: 20,4 mm
Length: 38 mm
Number of tips: 4



REF 138TA5979

Type: SCHALTBAU-S164-NO


Tip size: Ø 9 mm
Width: 21 mm
Length: 38 mm
Number of tips: 2



REF 138TA5881

Type: SCHALTBAU-S165


Tip size: Ø 11,3 mm
Width: 15,1 mm
Length: 60 mm
Number of tips: 1



REF 138TA5927

Type: SCHALTBAU-S165-NO

Tip size: Ø 11,3 mm
Width: 15,2 mm
Length: 60 mm
Number of tips: 1



REF 108TA5966

Type: SCHALTBAU-S165-NO

Tip size: Ø 11,3 mm
Width: 53,5 mm
Length: 36 mm
Number of tips: 2



REF 138TA5894

Type: SCHALTBAU-S167A

Tip size: Ø 12 mm
Width: 14 mm
Length: 26,6 mm
Number of tips: 1



REF 138TA6072

Type: SCHALTBAU-S971A

Tip size: Ø 8,8 mm
Length: 29 mm
Number of tips: 1



REF 138TA6071

Type: SCHALTBAU-S971A

Tip size: Ø 8,8 mm
Length: 29 mm
Number of tips: 4



REF 108TA7076

Type: SCHALTBAU-S971A

Tip size: Ø 8,8 mm
Width: 23,3 mm
Length: 47,4 mm
Number of tips: 2



REF 138TA6070

Type: STEINBOCK

Tip size: 15 X 20 mm
Width: 20 mm
Length: 29 mm
Number of tips: 1



REF 138TA5867

Type: STEINBOCK

Tip size: 15 X 20 mm
Width: 20 mm
Length: 38 mm
Number of tips: 1



REF 138TA5869

Type: STILL


Width: 12 mm
Length: 31,6 mm
Number of tips: 0



REF 132TA2463

Type: STILL

Tip size: 20 X 30 mm
Width: 20 mm
Length: 30 mm
Number of tips: 1



REF 138TA6178

Type: STILL

Width: 20 mm
Length: 53,5 mm
Number of tips: 0



REF 132TA2526



used for: SPECIAL GERMAN

Type: STILL

Tip size: Ø 11,9 mm

Length: 11,9 mm

Number of tips: 1



REF 138TA5838

Type: STILL

Tip size: Ø 13 mm

Length: 12 mm

Number of tips: 1



REF 138TA6274

Type: STILL

Tip size: Ø 20 mm

Length: 12 mm

Number of tips: 1



REF 138TA6176

Type: STILL

Tip size: Ø 20 mm

Width: 18 mm

Length: 56 mm

Number of tips: 1



REF 108TA7450

Type: STILL/ LINDE

Tip size: 9,9 X 15,3 mm

Width: 16 mm

Length: 28 mm

Number of tips: 1



REF 138TA6238

Type: STILL/ LINDE

Width: 16 mm

Length: 29 mm

Number of tips: 1




REF 138TA6240




used for: **SPECIAL GERMAN**

Type:
Tip size: Ø 6 mm



REF 133TA7521

Type: BOSCH - 0333007002



REF 111TA6167

Type: BOSCH - 0333007004
Tip size: Ø 9 mm




REF 111TA6169

Type: BOSCH - 0333200
Tip size: Ø 15 mm



REF 110TA3561

Type: BOSCH - 0333201
Tip size: Ø 15 mm




REF 111TA6191

Type: SCHALTBAU-S137-CO
Tip size: Ø 6 mm




REF 133TA5898

Type: SCHALTBAU-S137-NO
Tip size: Ø 6 mm



REF 133TA4418

Type: SCHALTBAU-S137-NO + COVER
Tip size: Ø 6 mm



REF 133TA6036


SPECIAL GERMAN

SPECIAL GERMAN




used for: SPECIAL GERMAN

Type: SCHALTBAU-S163-CO
Tip size: Ø 8 mm




REF 133TA6078

Type: SCHALTBAU-S163-NO
Tip size: Ø 8 mm




REF 133TA4065

Type: SCHALTBAU-S164-CO
Tip size: Ø 9 mm




REF 138TA6516

Type: SCHALTBAU-S164-CO + COVER
Tip size: Ø 9 mm




REF 133TA3546

Type: SCHALTBAU-S164-NO
Tip size: Ø 9 mm




REF 133TA4609

Type: SCHALTBAU-S165-CO
Tip size: Ø 11,3 mm



REF 133TA6150

Type: SCHALTBAU-S165-NO
Tip size: Ø 11,3 mm



REF 138TA6519

Type: SCHALTBAU-S167A
Tip size: Ø 12 mm



REF 107TA1526

SPECIAL GERMAN

SPECIAL GERMAN



used for: **SPECIAL GERMAN**

Type: SCHALTBAU-S187A10
Width: 80 X 80 mm



REF 118TA4298

Type: SCHALTBAU-S187A17
Width: 80 X 80 mm




REF 138TA6521

Type: SCHALTBAU-S187A28/29
Width: 80 X 80 mm



REF 133TA7385

Type: SCHALTBAU-S195S
Tip size: 10 X 11,5 mm



REF 133TA6451

Type: SCHALTBAU-S195W
Tip size: Ø 8 mm



REF 133TA6330

Type: SCHALTBAU-S306-200A
Width: 27 mm



REF 133TA7397

Type: SCHALTBAU-S306M-160A
Width: 27 mm



REF 133TA7411

Type: SCHALTBAU-S307-250A
Width: 31 mm



REF 133TA7435


SPECIAL GERMAN

SPECIAL GERMAN



used for: **SPECIAL GERMAN**


Type: **STILL**
Tip size: \varnothing 13 mm



REF 108TA7710



used for:
JAPANESE



JAPANESE

JAPANESE



used for: JAPANESE

Type:


Tip size: Ø 8 mm
Width: 22 mm
Length: 50 mm
Number of tips: 2



REF 138TA6391

Type: DENSO

Tip size: 12,5 X 12,5 mm
Width: 18 mm
Length: 59 mm
Number of tips: 1



REF 138TA6134

Type: DENSO

Tip size: 15,7 X 15,7 mm
Width: 18 mm
Length: 97 mm
Number of tips: 1



REF 138TA6110

Type: DENSO

Tip size: 15,5 X 15,5 mm
Width: 18 mm
Length: 97,3 mm
Number of tips: 2



REF 108TA6952

Type: DENSO

Tip size: Ø 10 mm
Width: 15 mm
Length: 48 mm
Number of tips: 4



REF 138TA6103

Type: DENSO

Tip size: Ø 10 mm
Width: 15 mm
Length: 63,7 mm
Number of tips: 1



REF 138TA6073

Type: DENSO

Tip size: Ø 10 mm
Width: 15 mm
Length: 64,3 mm
Number of tips: 1



REF 138TA6162

Type: DENSO

Tip size: Ø 10 mm
Width: 15,2 mm
Length: 48 mm
Number of tips: 2



REF 138TA6085

Type: DENSO

Tip size: Ø 13 mm
Width: 15 mm
Length: 49 mm
Number of tips: 2



REF 108TA7021

Type: DENSO

Tip size: Ø 13 mm
Width: 15 mm
Length: 64,5 mm
Number of tips: 1



REF 138TA6127

Type: DENSO

Tip size: Ø 13 mm
Width: 15 mm
Length: 64,5 mm
Number of tips: 1



REF 138TA6128

Type: DENSO

Tip size: Ø 15 mm
Length: 18 mm
Number of tips: 1



REF 138TA6119

Type: DENSO

Tip size: Ø 15 mm
Width: 20 mm
Length: 42,5 mm
Number of tips: 1



REF 138TA6215

Type: DENSO

Tip size: Ø 16 mm
Length: 19 mm
Number of tips: 1



REF 138TA6120

JAPANESE

JAPANESE

used for: JAPANESE

Type: DENSO-3

Tip size: 13,4 X 13,4 mm
Width: 18 mm
Length: 66,3 mm
Number of tips: 1



REF 138TA6101

Type: DENSO-4

Tip size: 13 X 14 mm
Width: 17,8 mm
Length: 66 mm
Number of tips: 1



REF 138TA6086

Type: DENSO-4

Tip size: 15 X 15 mm
Width: 18 mm
Length: 50 mm
Number of tips: 1



REF 138TA6090

Type: DENSO-4

Tip size: 13,5 X 13,5 mm
Width: 18 mm
Length: 97 mm
Number of tips: 1



REF 138TA6087

Type: HITACHI

Tip size: Ø 12,2 mm
Width: 16 mm
Length: 52,2 mm
Number of tips: 2



REF 108TA5823

Type: HITACHI MS4252

Tip size: Ø 7,3 mm
Width: 13,8 mm
Length: 32,7 mm
Number of tips: 1



REF 108TA5740

Type: HITACHI MS4252

Tip size: Ø 7,3 mm
Width: 16 mm
Length: 87,3 mm
Number of tips: 1



REF 108TA5520

Type: HITACHI MS4252

Tip size: Ø 7,3 mm
Width: 16,2 mm
Length: 52 mm
Number of tips: 2



REF 108TA5509

Type: HITACHI MS4252


Tip size: Ø 7,3 mm
Width: 16,4 mm
Length: 38,2 mm
Number of tips: 2



REF 108TA5169

Type: HITACHI-MS

Tip size: Ø 12 mm
Width: 16 mm
Length: 86,6 mm
Number of tips: 1



REF 108TA5521

Type: HITACHI-MS31

Tip size: Ø 16 mm
Width: 25,3 mm
Length: 124,2 mm
Number of tips: 1



REF 138TA5814

Type: HITACHI-MS32

Tip size: Ø 9,6 mm
Width: 25,4 mm
Length: 124 mm
Number of tips: 1



REF 138TA6074

Type: HITACHI-MS32/42


Tip size: Ø 10,3 mm
Width: 24 mm
Length: 47 mm
Number of tips: 2



REF 109TA8505

Type: HITACHI-MS41

Tip size: Ø 16 mm
Width: 20 mm
Length: 66 mm
Number of tips: 2




REF 138TA6138



used for: JAPANESE

Type: HITACHI-MS4120

Tip size: Ø 16 mm
Width: 20 mm
Length: 110 mm
Number of tips: 1



REF 138TA6111

Type: HITACHI-MS42

Tip size: Ø 9,5 mm
Width: 15,8 mm
Length: 41,5 mm
Number of tips: 1



REF 138TA6077

Type: HITACHI-MS42

Tip size: Ø 9,5 mm
Width: 20 mm
Length: 47 mm
Number of tips: 2



REF 138TA6075

Type: HITACHI-MS42

Tip size: Ø 10 mm
Width: 20 mm
Length: 66,5 mm
Number of tips: 2



REF 138TA6076

Type: HITACHI-MS4220

Tip size: Ø 9,5 mm
Width: 20 mm
Length: 110,5 mm
Number of tips: 1



REF 138TA6166

Type: HITACHI-MSx2

Tip size: Ø 9,5 mm
Width: 15,8 mm
Length: 41,3 mm
Number of tips: 1



REF 138TA6113

Type: HITACHI-MSx2


Tip size: Ø 10,2 mm
Width: 16 mm
Length: 41,5 mm
Number of tips: 1



REF 109TA6625

Type: HITACHI-MSx3

Tip size: Ø 16 mm
Width: 20 mm
Length: 66 mm
Number of tips: 2



REF 108TA7010

Type: KOMATSU

Tip size: 10 X 15 mm
Width: 15 mm
Length: 51 mm
Number of tips: 1



REF 138TA6275

Type: KOMATSU

Tip size: 15 X 15 mm
Width: 16 mm
Length: 68 mm
Number of tips: 1



REF 138TA6143

Type: KOMATSU

Tip size: 14,4 X 19,2 mm
Width: 20 mm
Length: 48 mm
Number of tips: 1



REF 138TA6100

Type: KOMATSU

Tip size: 15 X 19,3 mm
Width: 20 mm
Length: 58 mm
Number of tips: 1



REF 138TA6091

Type: KOMATSU

Tip size: 14 X 19,2 mm
Width: 20 mm
Length: 70 mm
Number of tips: 2



REF 138TA6250

Type: KOMATSU

Tip size: Ø 12 mm
Width: 14 mm
Length: 73,5 mm
Number of tips: 1



REF 132TA2494

JAPANESE

JAPANESE

used for: JAPANESE

Type: KOMATSU

Tip size: \varnothing 13,8 mm
Width: 20 mm
Length: 47,5 mm
Number of tips: 1



REF 108TA6979

Type: KOMATSU

Tip size: \varnothing 15 mm
Width: 15,8 mm
Length: 68 mm
Number of tips: 1



REF 132TA2521

Type: KOMATSU


Tip size: \varnothing 15,4 mm
Width: 20 mm
Length: 48 mm
Number of tips: 1



REF 138TA6116

Type: KOMATSU


Tip size: \varnothing 16 mm
Width: 16 mm
Length: 68 mm
Number of tips: 2



REF 138TA6095

Type: KOMATSU

Tip size: \varnothing 16 mm
Width: 20 mm
Length: 58 mm
Number of tips: 1



REF 138TA6115

Type: KOMATSU-2

Tip size: \varnothing 8 mm
Width: 15 mm
Length: 27 mm
Number of tips: 1



REF 138TA5983

Type: KOMATSU-2

Tip size: \varnothing 10 mm
Width: 12,2 mm
Length: 22 mm
Number of tips: 1



REF 132TA2429

Type: KOMATSU-2

Tip size: \varnothing 10 mm
Width: 12,4 mm
Length: 52 mm
Number of tips: 2



REF 132TA2122

Type: KOMATSU-4

Tip size: \varnothing 16,1 mm
Width: 20 mm
Length: 63,6 mm
Number of tips: 2



REF 138TA5879

Type: KOMATSU-4

Tip size: \varnothing 16,2 mm
Width: 25 mm
Length: 38,5 mm
Number of tips: 1



REF 138TA6130

Type: KYORITSU

Tip size: \varnothing 8 mm
Width: 15 mm
Length: 77 mm
Number of tips: 2



REF 132TA2502

Type: KYORITSU - CM16TC-KOMATSU


Tip size: \varnothing 12,8 mm
Width: 19 mm
Length: 53 mm
Number of tips: 1



REF 108TA6901

Type: KYORITSU -CM16A-KOMATSU

Tip size: 10 X 15 mm
Width: 19 mm
Length: 51,7 mm
Number of tips: 1



REF 108TA7053

Type: KYORITSU CA10

Tip size: \varnothing 8 mm
Width: 15 mm
Length: 76 mm
Number of tips: 2




REF 122TA7610



used for: JAPANESE

Type: KYORITSU CA10

Tip size: Ø 8 mm
Width: 15,2 mm
Length: 42 mm
Number of tips: 2



REF 122TA7611

Type: KYORITSU KEIKI

Tip size: Ø 7 mm
Width: 15 mm
Length: 58 mm
Number of tips: 2



REF 138TA6336

Type: KYORITSU KEIKI

Tip size: Ø 12 mm
Width: 22 mm
Length: 60 mm
Number of tips: 2



REF 138TA6333

Type: KYORITSU KEIKI-CM16

Tip size: 10 X 15 mm
Width: 20,3 mm
Length: 37 mm
Number of tips: 1



REF 108TA7066

Type: KYORITSU KEIKI-CM16

Tip size: Ø 11,5 mm
Width: 20,5 mm
Length: 35,5 mm
Number of tips: 1



REF 108TA7379

Type: KYORITSU KEIKI-CM16A

Tip size: 10 X 15 mm
Width: 20 mm
Length: 67 mm
Number of tips: 1



REF 108TA7061

Type: KYORITSU KEIKI-CM16A

Tip size: Ø 11,5 mm
Width: 20 mm
Length: 35 mm
Number of tips: 1



REF 108TA5519

Type: KYORITSU KEIKI-CM16A

Tip size: Ø 13 mm
Width: 20 mm
Length: 67 mm
Number of tips: 1



REF 108TA5174

Type: KYORITSU KEIKI-CM16TC

Tip size: Ø 11,8 mm
Length: 29 mm
Number of tips: 1



REF 108TA6962

Type: KYORITSU KEIKI-CM16TC

Tip size: Ø 12,8 mm
Width: 20 mm
Length: 67,3 mm
Number of tips: 2



REF 108TA6131

Type: KYORITSU KEIKI-CM2A

Tip size: Ø 6 mm
Width: 6,2 mm
Length: 26 mm
Number of tips: 1



REF 108TA7052

Type: KYORITSU KEIKI-CM2A

Tip size: Ø 6 mm
Width: 6,2 mm
Length: 26 mm
Number of tips: 1



REF 108TA7467

Type: KYORITSU KEIKI-CM2A

Tip size: Ø 6 mm
Width: 7 mm
Length: 49,7 mm
Number of tips: 2



REF 108TA5205

Type: KYORITSU KEIKI-CM4TX

Tip size: Ø 5,8 mm
Width: 8 mm
Length: 21 mm
Number of tips: 1



REF 122TA7631

JAPANESE

JAPANESE



used for: JAPANESE

Type: KYORITSU KEIKI-CM4TX


Tip size: \varnothing 7,9 mm
Width: 8 mm
Length: 35 mm
Number of tips: 2



REF 138TA6283

Type: KYORITSU KEIKI-CM4TX

Tip size: \varnothing 7,9 mm
Width: 15 mm
Length: 28,5 mm
Number of tips: 1



REF 122TA7629

Type: KYORITSU KEIKI-CM85A

Tip size: \varnothing 10 mm
Width: 15 mm
Length: 58,2 mm
Number of tips: 1



REF 108TA5677

Type: KYORITSU KEIKI-CM85A

Tip size: \varnothing 10 mm
Width: 15 mm
Length: 41 mm
Number of tips: 1



REF 108TA5689

Type: KYORITSU KEIKI-CM85TC

Tip size: \varnothing 7,5 mm
Length: 25 mm
Number of tips: 1



REF 138TA6132

Type: KYORITSU KEIKI-CM85TC

Tip size: \varnothing 7,5 mm
Width: 15 mm
Length: 41 mm
Number of tips: 1



REF 138TA6133

Type: KYORITSU KEIKI-CM85TC

Tip size: \varnothing 8 mm
Width: 15 mm
Length: 58,2 mm
Number of tips: 2



REF 138TA6147

Type: KYORITSU KEIKI-G

Tip size: \varnothing 8 mm
Width: 12 mm
Length: 42 mm
Number of tips: 1



REF 138TA6252

Type: KYORITSU KEIKI-G

Tip size: \varnothing 9,5 mm
Width: 10 mm
Length: 52,4 mm
Number of tips: 2



REF 138TA6251

Type: KYORITSU KEIKI-G03

Tip size: \varnothing 7,9 mm
Width: 7 mm
Length: 46 mm
Number of tips: 1



REF 108TA6031

Type: KYORITSU KEIKI-G03

Tip size: \varnothing 8 mm
Width: 8 mm
Length: 45 mm
Number of tips: 1



REF 108TA6012

Type: KYORITSU KEIKI-G03

Tip size: \varnothing 10 mm
Width: 10,3 mm
Length: 52,5 mm
Number of tips: 1



REF 138TA6114

Type: KYORITSU KEIKI-G05

Tip size: \varnothing 13 mm
Width: 14 mm
Length: 40 mm
Number of tips: 1



REF 138TA6078

Type: KYORITSU KEIKI-G051AY

Tip size: \varnothing 12 mm
Width: 13 mm
Length: 73,5 mm
Number of tips: 2



REF 108TA5811



used for: JAPANESE

Type: KYORITSU KEIKI-GN03

Tip size: Ø 8 mm
Width: 8 mm
Length: 32,3 mm
Number of tips: 1



REF 138TA6105

Type: KYORITSU KEIKI-GN03

Tip size: Ø 8 mm
Width: 8 mm
Length: 45 mm
Number of tips: 1



REF 138TA6146

Type: KYORITSU KEIKI-GO51AL

Tip size: Ø 13 mm
Width: 13 mm
Length: 73,5 mm
Number of tips: 1



REF 138TA6291

Type: KYORITSU KEIKI-PA/PT15

Tip size: Ø 14 mm
Width: 15 mm
Length: 36 mm
Number of tips: 1



REF 138TA6158

Type: KYORITSU KEIKI-PA/PT15

Tip size: Ø 14 mm
Width: 15 mm
Length: 53,2 mm
Number of tips: 2



REF 138TA6131

Type: KYORITSU KEIKI-PN12

Tip size: Ø 10 mm
Width: 15 mm
Length: 77,5 mm
Number of tips: 1



REF 138TA6182

Type: KYORITSU KEIKI-PN12

Tip size: Ø 10 mm
Width: 15 mm
Length: 148 mm
Number of tips: 2



REF 138TA6151

Type: KYORITSU KEIKI-PN12A


Tip size: Ø 10 mm
Width: 25 mm
Length: 62 mm
Number of tips: 2



REF 108TA7047

Type: KYORITSU KEIKI-PN12A


Tip size: Ø 10 mm
Width: 25,3 mm
Length: 80 mm
Number of tips: 1



REF 108TA7461

Type: KYORITSU KEIKI-PN12A

Tip size: Ø 10 mm
Width: 25,5 mm
Length: 80 mm
Number of tips: 1



REF 108TA7046

Type: KYORITSU KEIKI-PN12TCW


Tip size: Ø 10 mm
Width: 25,2 mm
Length: 65 mm
Number of tips: 2



REF 138TA5962

Type: KYORITSU KEIKI-PN18A


Tip size: Ø 12 mm
Width: 25 mm
Length: 80 mm
Number of tips: 1



REF 138TA5958

Type: KYORITSU KEIKI-PN18A

Tip size: Ø 12 mm
Width: 25 mm
Length: 80 mm
Number of tips: 1



REF 138TA6172

Type: KYORITSU KEIKI-PN18A

Tip size: Ø 12 mm
Width: 25,3 mm
Length: 64,6 mm
Number of tips: 2



REF 138TA5969

JAPANESE

JAPANESE

used for: JAPANESE

Type: KYORITSU KEIKI-PN8

Tip size: \varnothing 8 mm
Width: 15 mm
Length: 77 mm
Number of tips: 1



REF 108TA7056

Type: KYORITSU KEIKI-PN8

Tip size: \varnothing 8 mm
Width: 15 mm
Length: 148,5 mm
Number of tips: 2



REF 108TA7055

Type: KYORITSU KEIKI-PN8A

Tip size: \varnothing 8 mm
Width: 25,3 mm
Length: 66,2 mm
Number of tips: 2



REF 108TA7054

Type: KYORITSU KEIKI-PT15

Tip size: \varnothing 14 mm
Width: 20 mm
Length: 77 mm
Number of tips: 1



REF 138TA6129

Type: KYORITSU KEIKI-PT8


Tip size: \varnothing 10 mm
Width: 14,8 mm
Length: 52,6 mm
Number of tips: 2



REF 138TA6144

Type: KYORITSU KEIKI-PT8

Tip size: \varnothing 10 mm
Width: 15 mm
Length: 35 mm
Number of tips: 1



REF 138TA6141

Type: KYORITSU KEIKI-PT8

Tip size: \varnothing 10 mm
Width: 15,3 mm
Length: 75,3 mm
Number of tips: 1



REF 138TA6142

Type: KYORITSU KEIKI-PTS8A

Tip size: \varnothing 7,3 mm
Width: 15 mm
Length: 118,5 mm
Number of tips: 2



REF 138TA5961

Type: KYORITSU KEIKI-PTS8A

Tip size: \varnothing 8 mm
Width: 15 mm
Length: 46,2 mm
Number of tips: 2



REF 138TA5973

Type: KYORITSU KEIKI-PTS8A

Tip size: \varnothing 8 mm
Width: 15,5 mm
Length: 64,8 mm
Number of tips: 1



REF 138TA5982

Type: MEIDEN

Tip size: \varnothing 10,5 mm
Width: 15 mm
Length: 71,5 mm
Number of tips: 1



REF 138TA6323

Type: MEIDEN MY

Tip size: \varnothing 10 mm
Length: 29,5 mm
Number of tips: 1



REF 138TA6098

Type: MEIDEN MY

Tip size: \varnothing 10 mm
Width: 14,7 mm
Length: 58,8 mm
Number of tips: 2



REF 138TA6092

Type: MEIDEN MY

Tip size: \varnothing 10 mm
Width: 15 mm
Length: 37,5 mm
Number of tips: 1



REF 138TA6093



used for: JAPANESE

Type: MEIDEN MY

Tip size: Ø 10 mm
Width: 15 mm
Length: 58 mm
Number of tips: 1



REF 138TA5928

Type: MEIDEN-MA11M

Tip size: Ø 10 mm
Length: 36 mm
Number of tips: 1



REF 138TA6035

Type: MEIDEN-MA11M

Tip size: Ø 10 mm
Width: 15 mm
Length: 61,5 mm
Number of tips: 2



REF 138TA6034

Type: MEIDEN-MA11M,20M

Tip size: Ø 10 mm
Width: 15 mm
Length: 36 mm
Number of tips: 1



REF 138TA6033

Type: MEIDEN-MA20M

Tip size: Ø 10 mm
Width: 15 mm
Length: 61,5 mm
Number of tips: 1



REF 138TA6038

Type: MEIDEN-MA22M

Tip size: 10 X 15 mm
Width: 15 mm
Length: 36 mm
Number of tips: 1



REF 138TA6036

Type: MEIDEN-MA22M

Tip size: 10 X 15 mm
Width: 15 mm
Length: 61,5 mm
Number of tips: 1



REF 138TA6037

Type: MEIDEN-ME250

Tip size: Ø 10 mm
Length: 31,6 mm
Number of tips: 1



REF 138TA6109

Type: MEIDEN-ME250

Tip size: Ø 10 mm
Width: 14,6 mm
Length: 61,5 mm
Number of tips: 1



REF 138TA6212

Type: MEIDEN-ME250

Tip size: Ø 10 mm
Width: 14,7 mm
Length: 61,5 mm
Number of tips: 2



REF 138TA6163

Type: MEIDEN-ME250

Tip size: Ø 10 mm
Width: 15,7 mm
Length: 51 mm
Number of tips: 1



REF 138TA5972

Type: MEIDEN-ME251

Tip size: 10 X 15 mm
Width: 14,4 mm
Length: 61,8 mm
Number of tips: 1



REF 138TA6246

Type: MEIDEN-ME251

Tip size: 10 X 15 mm
Width: 16 mm
Length: 53 mm
Number of tips: 1



REF 138TA6248

Type: MEIDEN-MX140/150

Tip size: 10 X 15 mm
Width: 15,3 mm
Length: 40 mm
Number of tips: 1



REF 138TA5811

JAPANESE

JAPANESE

used for: JAPANESE

Type: MEIDEN-MX140C


Tip size: 14,5 X 14,5 mm
Width: 15 mm
Length: 50 mm
Number of tips: 1



REF 138TA6108

Type: MEIDEN-MX140C

Tip size: Ø 9,4 mm
Width: 15 mm
Length: 66,5 mm
Number of tips: 3



REF 138TA6160

Type: MEIDEN-MX140D

Tip size: 10 X 15 mm
Width: 15 mm
Length: 51,5 mm
Number of tips: 1



REF 138TA6104

Type: MEIDEN-MX140D

Tip size: 10 X 15 mm
Width: 15 mm
Length: 52 mm
Number of tips: 3



REF 138TA6150

Type: MEIDEN-MX150

Tip size: Ø 9 mm
Width: 15 mm
Length: 53 mm
Number of tips: 2



REF 138TA6191

Type: MEIDEN-MX160

Tip size: 9,9 X 14,3 mm
Width: 15 mm
Length: 64 mm
Number of tips: 2



REF 138TA5821

Type: MEIDEN-MX160

Tip size: 10 X 14,6 mm
Width: 20 mm
Length: 57,3 mm
Number of tips: 1



REF 138TA5812

Type: MEIDEN-MX160BC

Tip size: 10 X 14,8 mm
Width: 20 mm
Length: 57,2 mm
Number of tips: 1



REF 138TA6189

Type: MEIDEN-MZ

Tip size: Ø 10,5 mm
Width: 15 mm
Length: 71,4 mm
Number of tips: 1



REF 138TA5924

Type: MEIDEN-MZ

Tip size: Ø 10,5 mm
Width: 16 mm
Length: 71,5 mm
Number of tips: 1



REF 132TA2510

Type: MEIDEN-MZ11

Tip size: Ø 10,3 mm
Length: 30,2 mm
Number of tips: 1



REF 138TA6276

Type: MEIDEN-MZ11

Tip size: Ø 10,3 mm
Width: 15 mm
Length: 49,7 mm
Number of tips: 1



REF 132TA2448

Type: MEIDEN-MZ11

Tip size: Ø 10,3 mm
Width: 15 mm
Length: 71,5 mm
Number of tips: 2



REF 138TA6124

Type: MEIDEN-MZ11/14

Tip size: 9,5 X 14,5 mm
Length: 31,5 mm
Number of tips: 1



REF 110TA8471



used for: JAPANESE

Type: MEIDEN-MZ11A

Tip size: Ø 10 mm
Width: 15 mm
Length: 71,5 mm
Number of tips: 2

REF 138TA6161



Type: MEIDEN-MZ14

Tip size: 10 X 15 mm
Width: 15,4 mm
Length: 51 mm
Number of tips: 1

REF 138TA6084



Type: MEIDEN-MZ14A

Tip size: 10 X 14,5 mm
Width: 15 mm
Length: 71,8 mm
Number of tips: 2

REF 138TA6159



Type: MEIDEN-MZ14A

Tip size: 10 X 14,9 mm
Width: 15 mm
Length: 71,8 mm
Number of tips: 2

REF 138TA6094



Type: MEIDEN-MZ14MA

Tip size: 10 X 15 mm
Length: 30,6 mm
Number of tips: 1

REF 108TA5178



Type: MEIDEN-MZ14MA

Tip size: 10 X 15 mm
Width: 15 mm
Length: 72 mm
Number of tips: 1

REF 138TA6145



Type: MEIDEN-MZ2.

Tip size: 10 X 15 mm
Width: 15 mm
Length: 71,8 mm
Number of tips: 1

REF 138TA6157



Type: MEIDEN-MZ2.

Tip size: 10 X 14,2 mm
Width: 15 mm
Length: 72 mm
Number of tips: 1

REF 138TA6190



Type: MEIDEN-MZ2.

Tip size: 12 X 15 mm
Width: 15,1 mm
Length: 52,4 mm
Number of tips: 1

REF 138TA5806



Type: MEIDEN-MZ2.

Tip size: 12 X 15 mm
Width: 15,3 mm
Length: 72 mm
Number of tips: 1

REF 138TA5809



Type: NIKKO

Tip size: 8 X 28 mm
Width: 18,7 mm
Length: 82,7 mm
Number of tips: 1

REF 132TA2321



Type: NIKKO

Tip size: 8 X 28 mm
Width: 19 mm
Length: 99,7 mm
Number of tips: 1

REF 108TA6969



Type: NIKKO

Tip size: 8 X 28 mm
Width: 19 mm
Length: 99,7 mm
Number of tips: 1

REF 108TA6955



Type: NIKKO

Tip size: 8 X 28 mm
Width: 20 mm
Length: 111 mm
Number of tips: 1

REF 132TA2292



JAPANESE

JAPANESE

used for: JAPANESE

Type: NIKKO

Tip size: 8 X 28 mm
Width: 20 mm
Length: 111 mm
Number of tips: 1



REF 108TA6820

Type: NIKKO


Tip size: 30,7 X 8 mm
Width: 25 mm
Length: 50 mm
Number of tips: 2



REF 109TA9820

Type: NIKKO


Tip size: 5 X 25 mm
Width: 25,8 mm
Length: 51,5 mm
Number of tips: 2



REF 132TA2369

Type: NIKKO-KOM333

Tip size: 5 X 25 mm
Width: 25 mm
Length: 44 mm
Number of tips: 2



REF 138TA6126

Type: NIKKO-KOM444

Tip size: 8 X 28 mm
Width: 19 mm
Length: 83,5 mm
Number of tips: 1



REF 138TA6096

Type: NIKKO-KOM444

Tip size: 8 X 28 mm
Width: 19 mm
Length: 83,5 mm
Number of tips: 1



REF 138TA6097

Type: NIKKO-KOM444/555

Tip size: 5 X 25 mm
Width: 25,3 mm
Length: 80,5 mm
Number of tips: 2



REF 138TA6118

Type: NISSAN

Tip size: 8 X 24,5 mm
Width: 11,5 mm
Length: 65 mm
Number of tips: 2



REF 108TA7041

Type: NISSAN

Tip size: 12,2 X 17,8 mm
Width: 12,5 mm
Length: 76 mm
Number of tips: 1



REF 108TA7040

Type: NISSAN

Tip size: 12,5 X 18 mm
Width: 12,5 mm
Length: 76 mm
Number of tips: 1



REF 132TA2458

Type: NISSAN

Tip size: 12,5 X 18 mm
Width: 18 mm
Length: 40 mm
Number of tips: 2



REF 132TA2507

Type: NISSAN

Tip size: 8 X 24,2 mm
Width: 21 mm
Length: 86 mm
Number of tips: 2



REF 108TA6982

Type: NYK

Tip size: 10 X 10 mm
Width: 15 mm
Length: 59 mm
Number of tips: 1



REF 132TA2551

Type: NYK

Tip size: Ø 19 mm
Length: 22 mm
Number of tips: 1



REF 138TA6020



used for: JAPANESE

Type: NYK-MS34

Tip size: Ø 9,5 mm
Width: 14 mm
Length: 112 mm
Number of tips: 2

REF 138TA6064



Type: NYK-MS34

Tip size: Ø 9,5 mm
Width: 15 mm
Length: 33 mm
Number of tips: 1

REF 138TA6059



Type: NYK-MS34

Tip size: Ø 9,5 mm
Width: 15 mm
Length: 59 mm
Number of tips: 1

REF 138TA6061



Type: NYK-MS34

Tip size: Ø 9,5 mm
Width: 15 mm
Length: 59 mm
Number of tips: 2

REF 138TA6060



Type: NYK-MS44

Tip size: Ø 11 mm
Width: 15 mm
Length: 40 mm
Number of tips: 1

REF 138TA6051



Type: NYK-MS44

Tip size: Ø 11 mm
Width: 15 mm
Length: 54,3 mm
Number of tips: 1

REF 108TA5815



Type: NYK-MS44

Tip size: Ø 11 mm
Width: 15 mm
Length: 75 mm
Number of tips: 1

REF 138TA6053



Type: NYK-MS44

Tip size: Ø 11 mm
Width: 15 mm
Length: 75 mm
Number of tips: 2

REF 138TA6052



Type: NYK-MS44

Tip size: Ø 11 mm
Width: 15 mm
Length: 127 mm
Number of tips: 2

REF 138TA6054



Type: NYK-MS51

Tip size: Ø 13 mm
Length: 129 mm
Number of tips: 2

REF 138TA5963



Type: NYK-MS56

Tip size: Ø 13 mm
Length: 21 mm
Number of tips: 1


REF 138TA6022



Type: NYK-MS56

Tip size: Ø 13 mm
Width: 19 mm
Length: 43 mm
Number of tips: 1

REF 138TA6005



Type: NYK-MS9105

Tip size: Ø 16 mm
Length: 25,5 mm
Number of tips: 1

REF 138TA6023



Type: SHINKO

Tip size: 16 X 19 mm
Width: 20 mm
Length: 30,5 mm
Number of tips: 1

REF 138TA6067



JAPANESE

JAPANESE



used for: JAPANESE

Type: SHINKO

Tip size: 16 X 19 mm
Width: 20 mm
Length: 106,4 mm
Number of tips: 1



REF 138TA5936

Type: SHINKO

Tip size: Ø 12 mm
Width: 20 mm
Length: 145 mm
Number of tips: 1



REF 138TA6305

Type: SHINKO

Tip size: Ø 16 mm
Length: 32,6 mm
Number of tips: 1



REF 138TA6279

Type: SHINKO

Tip size: Ø 16 mm
Length: 101 mm
Number of tips: 1



REF 134TA2201

Type: TCM

Tip size: 18 X 20 mm
Width: 18 mm
Length: 98 mm
Number of tips: 1



REF 138TA6148

Type: TCM

Tip size: 18 X 19 mm
Width: 18,3 mm
Length: 111,5 mm
Number of tips: 1



REF 138TA6081

Type: TCM

Tip size: 19,2 X 20,3 mm
Width: 20 mm
Length: 57,7 mm
Number of tips: 1



REF 138TA6165

Type: TCM

Tip size: 18 X 19,2 mm
Width: 20 mm
Length: 58 mm
Number of tips: 1



REF 108TA6914

Type: TCM

Tip size: Ø 15 mm
Length: 15 mm
Number of tips: 1



REF 108TA5175

Type: TCM

Tip size: Ø 16 mm
Width: 18 mm
Length: 97,5 mm
Number of tips: 2



REF 108TA5181

Type: TCM-1

Tip size: Ø 14,7 mm
Width: 18 mm
Length: 112 mm
Number of tips: 2



REF 108TA6913

Type: TCM-1

Tip size: Ø 15,6 mm
Width: 18,5 mm
Length: 59,5 mm
Number of tips: 1



REF 108TA6912

Type: TCM-1


Tip size: Ø 16 mm
Width: 20 mm
Length: 57,5 mm
Number of tips: 1



REF 138TA6082

Type: TOYOTA

Tip size: 10 X 15 mm
Length: 27 mm
Number of tips: 1



REF 138TA6122


M6



used for: JAPANESE

Type: TOYOTA


Tip size: 14 X 22,3 mm
Width: 14,5 mm
Length: 25 mm
Number of tips: 1



REF 108TA6987

Type: TOYOTA

Tip size: 10 X 15 mm
Width: 15 mm
Length: 50,5 mm
Number of tips: 1



REF 138TA6080

Type: TOYOTA

Tip size: 14,7 X 16 mm
Width: 15 mm
Length: 52 mm
Number of tips: 1



REF 138TA6089

Type: TOYOTA

Tip size: 15 X 20 mm
Width: 15 mm
Length: 57 mm
Number of tips: 1



REF 138TA6102

Type: TOYOTA

Tip size: 9,8 X 14,2 mm
Width: 15 mm
Length: 72 mm
Number of tips: 2



REF 138TA6079

Type: TOYOTA


Tip size: 15 X 24,2 mm
Width: 15,2 mm
Length: 25,3 mm
Number of tips: 1



REF 108TA7505

Type: TOYOTA


Tip size: 10 X 15 mm
Width: 15,4 mm
Length: 51 mm
Number of tips: 1



REF 138TA6083

Type: TOYOTA

Tip size: 14,2 X 14,8 mm
Width: 16 mm
Length: 57,4 mm
Number of tips: 1



REF 138TA6112

Type: TOYOTA

Tip size: 14,5 X 30,2 mm
Width: 18 mm
Length: 99 mm
Number of tips: 1



REF 138TA6164

Type: TOYOTA


Tip size: 15 X 20 mm
Width: 20 mm
Length: 58 mm
Number of tips: 1



REF 138TA6107

Type: TOYOTA

Tip size: 18 X 29 mm
Width: 20 mm
Length: 62 mm
Number of tips: 1



REF 108TA7396

Type: TOYOTA

Tip size: 10,3 X 29,2 mm
Width: 20,2 mm
Length: 62,3 mm
Number of tips: 1



REF 108TA7367

Type: TOYOTA

Tip size: Ø 9 mm
Width: 14 mm
Length: 71 mm
Number of tips: 2



REF 108TA5203

Type: TOYOTA

Tip size: Ø 9 mm
Width: 15 mm
Length: 53 mm
Number of tips: 3



REF 108TA7452

JAPANESE

JAPANESE

used for: JAPANESE

Type: TOYOTA

Tip size: \varnothing 9 mm
Width: 15 mm
Length: 53 mm
Number of tips: 2

REF 108TA7003

Type: TOYOTA

Tip size: \varnothing 9 mm
Width: 15 mm
Length: 66,5 mm
Number of tips: 3

REF 138TA6106

Type: TOYOTA

Tip size: \varnothing 9,2 mm
Width: 15,3 mm
Length: 65 mm
Number of tips: 3

REF 108TA7453

Type: TOYOTA

Tip size: \varnothing 9,2 mm
Width: 15,3 mm
Length: 66 mm
Number of tips: 2

REF 108TA7448

Type: TOYOTA

Tip size: \varnothing 13 mm
Length: 17,5 mm
Number of tips: 1

REF 138TA6121

Type: TOYOTA

Tip size: \varnothing 13,5 mm
Width: 18 mm
Length: 37,8 mm
Number of tips: 1

REF 138TA6099

Type: TOYOTA

Tip size: \varnothing 14 mm
Width: 15 mm
Length: 46 mm
Number of tips: 1

REF 138TA6245

Type: TOYOTA

Tip size: \varnothing 14 mm
Width: 15 mm
Length: 76,4 mm
Number of tips: 1

REF 138TA6247

Type: TOYOTA

Tip size: \varnothing 15,8 mm
Length: 18,5 mm
Number of tips: 1

REF 138TA6154

Type: TOYOTA-CO

Tip size: \varnothing 11 mm
Width: 15 mm
Length: 76,8 mm
Number of tips: 2

REF 138TA5815

Type: TOYOTA-NO

Tip size: \varnothing 11 mm
Width: 14,9 mm
Length: 76,2 mm
Number of tips: 1

REF 138TA5816

Type: TOYOTA-NO/CO

Tip size: \varnothing 11 mm
Width: 15,7 mm
Length: 29,4 mm
Number of tips: 1

REF 138TA5819




used for: JAPANESE

Type: HITACHI - MS42
Tip size: Ø 10 mm




REF 135TA2418

Type: HITACHI - SPNO
Tip size: Ø 16 mm




REF 132TA3329

Type: HITACHI - SPNO
Tip size: Ø 16 mm



REF 133TA7512

Type: HITACHI - SPCO
Tip size: Ø 10 mm




REF 133TA7510

Type: HITACHI - SPNC
Tip size: Ø 16 mm



REF 111TA3733

Type: KYORITSU KEIKI - CM16TC
Tip size: Ø 12,8 mm



REF 133TA6056

Type: KYORITSU KEIKI - G031AK
Tip size: Ø 10 mm



REF 122TA7683

Type: KYORITSU KEIKI - G05
Tip size: Ø 13 mm



REF 111TA3739

JAPANESE

JAPANESE



used for: **JAPANESE**

Type: KYORITSU KEIKI - PN18A
Tip size: Ø 12 mm



REF 132TA3341

Type: KYORITSU KEIKI - PT
Tip size: Ø 14 mm



REF 133TA6007

Type: KYORITSU KEIKI - TOYOTA-DRIVE
Tip size: Ø 12,8 mm



REF 122TA7515

Type: KYORITSU KEIKI - TOYOTA-PUMP
Tip size: Ø 13 mm



REF 122TA7514

Type: KYORITSU KEIKI - TOYOTA-SHORT
Tip size: 10 X 15 mm



REF 122TA7513

Type: MEIDEN - MA11
Tip size: Ø 10 mm



REF 133TA7513

Type: MEIDEN - MA20
Tip size: Ø 10 mm



REF 133TA7518

Type: MEIDEN - MA22
Tip size: 10 X 15 mm



REF 138TA6522


JAPANESE

JAPANESE



used for: JAPANESE

Type: MEIDEN - MY
Tip size: Ø 10 mm



REF 116TA6991

Type: MEIDEN - MZ11A
Tip size: Ø 10,3 mm




REF 138TA6523

Type: MEIDEN - MZ2
Tip size: 12 X 15 mm



REF 133TA7753

Type: MEIDEN-ME250
Tip size: Ø 10 mm



REF 123TA1944

Type: MEIDEN-ME251
Tip size: 10 X 15 mm



REF 133TA7602

Type: MEIDEN-MX140
Tip size: 10 X 15 mm




REF 138TA6524

Type: MEIDEN-MX150
Tip size: 10 X 15 mm



REF 138TA6526

Type: MEIDEN-MX160BC
Tip size: 10 X 15 mm



REF 122TA7669


JAPANESE

JAPANESE



used for: **JAPANESE**

Type: MEIDEN-MY22
Tip size: Ø 10 mm



REF 123TA9092

Type: MEIDEN-MZ01MA
Tip size: 10 X 15 mm



REF 138TA6527

Type: MEIDEN-MZ14A
Tip size: 10 X 15 mm



REF 138TA6525

Type: MEIDEN-MZ14MA
Tip size: 10 X 15 mm



REF 123TA9093

Type: MEIDEN-MZ24MA
Tip size: 10 X 15 mm




REF 138TA6528

Type: NIKKO - KOM333
Tip size: 8 X 28 mm



REF 108TA8113

Type: NIKKO - KOM444
Tip size: 8 X 28 mm



REF 132TA3105

Type: NYK-MS3400
Tip size: Ø 9,5 mm



REF 132TA3328

JAPANESE

JAPANESE



used for: JAPANESE

Type: NYK-MS3403 DPCO
Tip size: \varnothing 9,5 mm



REF 133TA7507

Type: NYK-MS3403 SPCO
Tip size: \varnothing 9,5 mm



REF 133TA7506


Type: NYK-MS44
Tip size: \varnothing 11 mm



REF 132TA3346



used for:
OTHER MAKES





used for: OTHER MAKES

Type:

Tip size: 12 X 15,7 mm
Width: 15,7 mm
Length: 22 mm
Number of tips: 1



REF 138TA6349

Type:

Width: 16 mm
Length: 22 mm
Number of tips: 0



REF 132TA2516

Type:

Tip size: 19 X 25,4 mm
Width: 19 mm
Length: 25,4 mm
Number of tips: 1



REF 109TA7139

Type:

Tip size: 13 X 19 mm
Width: 22 mm
Length: 66 mm
Number of tips: 1



REF 132TA2467

Type:

Width: 25,4 mm
Length: 22,5 mm
Number of tips: 0



REF 138TA6338

Type:

Width: 31,8 mm
Length: 35 mm
Number of tips: 0



REF 138TA6341

Type:

Tip size: Ø 15 mm
Width: 16 mm
Length: 27 mm
Number of tips: 1



REF 138TA6344

Type:

Tip size: Ø 16 mm
Length: 17 mm
Number of tips: 1



REF 138TA6343

Type:

Tip size: Ø 16 mm
Width: 22 mm
Length: 34,5 mm
Number of tips: 1



REF 138TA6342

Type:

Tip size: Ø 17 mm
Width: 15 mm
Length: 66 mm
Number of tips: 1



REF 132TA2545

Type:

Tip size: Ø 19 mm
Width: 19 mm
Length: 66 mm
Number of tips: 1



REF 134TA2298

Type:

Tip size: Ø 19 mm
Width: 20 mm
Length: 63 mm
Number of tips: 1



REF 132TA2546

Type: BALCANCAR-KPD2

Tip size: Ø 6 mm
Width: 6 mm
Length: 23,3 mm
Number of tips: 1



REF 132TA2441

Type: BALCANCAR-KPD2

Tip size: Ø 6 mm
Width: 6 mm
Length: 43 mm
Number of tips: 2




REF 132TA2439

used for: **OTHER MAKES****Type: BALCANCAR-KPD7**

Tip size: Ø 16 mm
Width: 20 mm
Length: 80 mm
Number of tips: 1

**REF 132TA2442****Type: BALCANCAR-KPD7**

Tip size: Ø 16 mm
Width: 20 mm
Length: 82,5 mm
Number of tips: 2

**REF 132TA2440****Type: BALKANCAR**

Tip size: 15 X 20 mm
Width: 16 mm
Length: 48,3 mm
Number of tips: 1

**REF 109TA7990****Type: BALKANCAR**


Tip size: 14 X 16 mm
Width: 16 mm
Length: 76,3 mm
Number of tips: 1

**REF 110TA2635****Type: BALKANCAR**

Tip size: Ø 22,2 mm
Length: 16 mm
Number of tips: 1

**REF 138TA6228****Type: BALKANCAR - TICINO**

Tip size: 7,3 X 11 mm
Width: 20,1 mm
Length: 36,7 mm
Number of tips: 2

**REF 108TA5956****Type: BALKANCAR-KPD5**

Tip size: Ø 12 mm
Width: 11,8 mm
Length: 51 mm
Number of tips: 1

**REF 138TA5959****Type: BALKANCAR-KPD5**

Tip size: Ø 12 mm
Width: 12 mm
Length: 69 mm
Number of tips: 2

**REF 138TA5960****Type: BALKANCAR-KPE4**

Tip size: Ø 10 mm
Width: 10 mm
Length: 65 mm
Number of tips: 2

**REF 138TA5837****Type: BALKANCAR-KPE4**

Tip size: Ø 10 mm
Width: 10,1 mm
Length: 44 mm
Number of tips: 1

**REF 138TA5826****Type: BALKANCAR-KPE6**

Tip size: Ø 14 mm
Width: 14,2 mm
Length: 73,7 mm
Number of tips: 2

**REF 138TA6155****Type: BALKANCAR-KPE6**

Tip size: Ø 14 mm
Width: 14,3 mm
Length: 65 mm
Number of tips: 1

**REF 138TA6156****Type: BALKANCAR-TICINO**

Tip size: 7,4 X 15,5 mm
Width: 24 mm
Length: 80 mm
Number of tips: 2

**REF 108TA6130****Type: BALKANCAR-TICINO**

Tip size: 7,2 X 15,9 mm
Width: 30 mm
Length: 29 mm
Number of tips: 1


**REF 108TA5972**



used for: OTHER MAKES

Type: BALKANCAR-TICINO

Tip size: 7,5 X 15 mm
Width: 30 mm
Length: 29 mm
Number of tips: 1



REF 108TA5971

Type: CESAB

Tip size: 8,7 X 10 mm
Width: 10 mm
Length: 26,3 mm
Number of tips: 1



REF 138TA6361

Type: CESAB

Tip size: 8 X 8 mm
Width: 10,5 mm
Length: 60 mm
Number of tips: 1



REF 132TA2533

Type: CESAB

Tip size: 18,8 X 18,8 mm
Width: 20 mm
Length: 28,5 mm
Number of tips: 1



REF 138TA5833

Type: CESAB

Tip size: 18 X 20 mm
Width: 20 mm
Length: 90 mm
Number of tips: 2



REF 138TA5832

Type: CESAB

Tip size: 19 X 19 mm
Width: 20 mm
Length: 138,2 mm
Number of tips: 1



REF 138TA5976

Type: CESAB

Tip size: 18 X 20 mm
Width: 20 mm
Length: 138,3 mm
Number of tips: 2



REF 138TA6273

Type: CESAB

Tip size: Ø 15 mm
Width: 15,2 mm
Length: 27,4 mm
Number of tips: 1



REF 138TA5829

Type: CESAB

Tip size: Ø 15 mm
Width: 15,2 mm
Length: 53,5 mm
Number of tips: 1



REF 138TA6355

Type: CESAB-1-NO

Tip size: 17,7 X 19,4 mm
Width: 20 mm
Length: 102,6 mm
Number of tips: 1



REF 138TA5825

Type: CESAB-2-CO

Tip size: 18 X 20 mm
Width: 20 mm
Length: 102 mm
Number of tips: 2



REF 138TA5905

Type: CESAB-3-NO

Tip size: 17,8 X 20 mm
Width: 20 mm
Length: 119,5 mm
Number of tips: 1



REF 138TA5888

Type: CESAB-4-CO

Tip size: 18 X 20 mm
Width: 20 mm
Length: 118,8 mm
Number of tips: 2



REF 138TA5839

Type: CLARK

Width: 8,5 mm
Length: 41,6 mm
Number of tips: 0



REF 108TA5389

used for: **OTHER MAKES**

Type: CLARK

Tip size: 12,7 X 16 mm
Width: 16,2 mm
Length: 47,7 mm
Number of tips: 2

REF 110TA2660

Type: CLARK

Tip size: 19 X 19 mm
Width: 19 mm
Length: 19 mm
Number of tips: 1

REF 108TA7312

Type: CLARK

Tip size: Ø 6 mm
Width: 13 mm
Length: 30,6 mm
Number of tips: 2

REF 138TA6221

Type: CLARK

Tip size: Ø 9,6 mm
Width: 9,7 mm
Length: 18,3 mm
Number of tips: 2

REF 108TA7408

Type: CLARK

Tip size: Ø 16 mm
Width: 16 mm
Length: 45 mm
Number of tips: 1

REF 138TA6198

Type: CLARK

Tip size: Ø 16 mm
Width: 19,2 mm
Length: 63 mm
Number of tips: 1

REF 138TA6234

Type: CLARK

Tip size: Ø 16 mm
Width: 19,3 mm
Length: 41,8 mm
Number of tips: 1

REF 138TA6199

Type: CLARK

Tip size: Ø 16 mm
Width: 19,4 mm
Length: 92,8 mm
Number of tips: 2

REF 108TA7333

Type: CLARK

Tip size: Ø 22 mm
Width: 22,3 mm
Length: 109,2 mm
Number of tips: 2

REF 108TA7449

Type: CLARK-4

Tip size: Ø 16 mm
Width: 16 mm
Length: 42,3 mm
Number of tips: 1

REF 138TA6218

Type: CLARK-4

Tip size: Ø 16 mm
Width: 16 mm
Length: 91 mm
Number of tips: 2

REF 138TA6203

Type: CLARK-4

Tip size: Ø 16 mm
Width: 19 mm
Length: 52,4 mm
Number of tips: 1

REF 138TA6202

Type: CLARK-CLIPPER

Tip size: 3 X 8 mm
Width: 8 mm
Length: 32 mm
Number of tips: 2

REF 108TA7297

Type: CLARK-CLIPPER

Tip size: 16,1 X 17,8 mm
Width: 17,9 mm
Length: 20 mm
Number of tips: 1

REF 138TA5945



used for: OTHER MAKES

Type: CLARK-CLIPPER

Tip size: 15,5 X 17,7 mm
Width: 17,9 mm
Length: 54 mm
Number of tips: 1



REF 138TA5981

Type: CLARK-CLIPPER

Tip size: 16,8 X 18 mm
Width: 18 mm
Length: 68 mm
Number of tips: 1



REF 138TA6224

Type: CLARK-CLIPPER

Tip size: 17,8 X 15,9 mm
Width: 18 mm
Length: 88 mm
Number of tips: 2



REF 108TA5327

Type: CLARK-CLIPPER

Tip size: 16 X 18 mm
Width: 18 mm
Length: 96 mm
Number of tips: 2



REF 138TA6207

Type: CLARK-NO

Tip size: 16,6 X 18,1 mm
Width: 18,2 mm
Length: 96,1 mm
Number of tips: 1



REF 138TA5939

Type: CLARK-UNELEC

Tip size: 15,9 X 19 mm
Width: 19 mm
Length: 25 mm
Number of tips: 1



REF 138TA5926

Type: CLARK-UNELEC

Tip size: 18,7 X 18,7 mm
Width: 19,2 mm
Length: 106 mm
Number of tips: 1



REF 138TA5935

Type: CLARK-UNELEC

Tip size: Ø 15,8 mm
Width: 19,1 mm
Length: 41,5 mm
Number of tips: 1



REF 138TA5946

Type: CLARK-UNELEC

Tip size: Ø 15,9 mm
Width: 19 mm
Length: 95,2 mm
Number of tips: 2



REF 138TA5941

Type: FIAT

Width: 13,8 mm
Length: 63,3 mm
Number of tips: 0



REF 138TA5980

Type: FIAT

Width: 15 mm
Length: 23 mm
Number of tips: 0



REF 118TA4150

Type: FIAT

Width: 16,2 mm
Length: 121 mm
Number of tips: 0



REF 138TA5840

Type: FIAT

Width: 20 mm
Length: 145 mm
Number of tips: 0



REF 138TA6136

Type: FIAT

Tip size: Ø 14 mm
Width: 15 mm
Length: 25 mm
Number of tips: 1



REF 138TA6169

used for: **OTHER MAKES**

Type: FIAT

Tip size: Ø 15 mm
Width: 16 mm
Length: 120,8 mm
Number of tips: 1

REF 138TA5965



Type: FIAT

Tip size: Ø 15 mm
Width: 19,2 mm
Length: 63 mm
Number of tips: 1

REF 138TA6205



Type: FIAT

Tip size: Ø 15,5 mm
Width: 14,2 mm
Length: 45,6 mm
Number of tips: 1

REF 138TA6325



Type: FIAT

Tip size: Ø 16 mm
Width: 16 mm
Length: 67,3 mm
Number of tips: 2

REF 108TA5605



Type: FIAT

Tip size: Ø 18 mm
Length: 52,2 mm
Number of tips: 1

REF 138TA5824



Type: FIAT

Tip size: Ø 18 mm
Width: 20 mm
Length: 145 mm
Number of tips: 1

REF 108TA5159



Type: FIAT

Tip size: Ø 18,3 mm
Length: 20,4 mm
Number of tips: 1

REF 108TA6029



Type: FIAT

Tip size: Ø 18,5 mm
Width: 20,3 mm
Length: 145,7 mm
Number of tips: 1

REF 138TA5966



Type: FIAT

Tip size: Ø 18,8 mm
Width: 20 mm
Length: 87 mm
Number of tips: 1

REF 115TA5490



Type: FIAT

Tip size: Ø 18,8 mm
Width: 20 mm
Length: 108 mm
Number of tips: 2

REF 115TA5491



Type: FIAT

Tip size: Ø 19 mm
Width: 19,2 mm
Length: 27,8 mm
Number of tips: 1

REF 138TA5938



Type: JOHN MORRIS

Tip size: Ø 16 mm
Length: 26,4 mm
Number of tips: 1

REF 138TA5846



Type: JOHN MORRIS

Tip size: Ø 19 mm
Length: 81,4 mm
Number of tips: 1

REF 108TA7319



Type: JOHN MORRIS-CO

Tip size: Ø 16 mm
Width: 19 mm
Length: 108 mm
Number of tips: 2

REF 138TA6177





used for: OTHER MAKES

Type: JOHN MORRIS-DP

Tip size: Ø 16 mm
Width: 19,4 mm
Length: 96 mm
Number of tips: 2



REF 138TA5923

Type: JOHN MORRIS-DP

Tip size: Ø 16 mm
Width: 19,7 mm
Length: 100,8 mm
Number of tips: 2



REF 138TA5917

Type: JOHN MORRIS-NO

Tip size: Ø 15,4 mm
Width: 19,5 mm
Length: 107,5 mm
Number of tips: 1



REF 138TA5925

Type: KALMAR

Tip size: Ø 15,9 mm
Width: 20 mm
Length: 99 mm
Number of tips: 1



REF 138TA6211

Type: KALMAR-CLIMAX

Tip size: 19 X 22 mm
Width: 19 mm
Length: 22 mm
Number of tips: 1



REF 138TA5919

Type: KALMAR-CLIMAX

Tip size: 19 X 22,4 mm
Width: 25,4 mm
Length: 25,4 mm
Number of tips: 1



REF 138TA5890

Type: KALMAR-CLIMAX

Tip size: 22 X 22,2 mm
Width: 25,4 mm
Length: 121,3 mm
Number of tips: 1



REF 138TA6280

Type: KALMAR-CLIMAX

Tip size: Ø 16 mm
Width: 20 mm
Length: 18 mm
Number of tips: 1



REF 138TA6225

Type: KALMAR-CLIMAX

Tip size: Ø 16 mm
Width: 20 mm
Length: 88 mm
Number of tips: 2



REF 138TA6171

Type: KALMAR-CLIMAX

Tip size: Ø 22 mm
Width: 22 mm
Length: 82,6 mm
Number of tips: 1



REF 122TA7616

Type: KALMAR-CLIMAX

Tip size: Ø 22,2 mm
Length: 19 mm
Number of tips: 1



REF 138TA6152

Type: LANSING

Tip size: 15,6 X 18,2 mm
Length: 54 mm
Number of tips: 1



REF 138TA5952

Type: LANSING

Tip size: 15,5 X 19 mm
Length: 58 mm
Number of tips: 1



REF 110TA2988

Type: LANSING

Tip size: 9,2 X 20 mm
Width: 9,5 mm
Length: 38,5 mm
Number of tips: 1



REF 138TA5950

used for: **OTHER MAKES****Type: LANSING**

Tip size: 13,2 X 13,2 mm
Width: 14,4 mm
Length: 125 mm
Number of tips: 1

**REF 138TA6309****Type: LANSING**


Tip size: 18 X 19 mm
Width: 19 mm
Length: 28,7 mm
Number of tips: 1

**REF 138TA5951****Type: LANSING**

Tip size: 15,8 X 18,8 mm
Width: 19 mm
Length: 33,3 mm
Number of tips: 1

**REF 138TA5949****Type: LANSING**

Tip size: 19,2 X 25,5 mm
Width: 19,2 mm
Length: 25,5 mm
Number of tips: 1

**REF 138TA6174****Type: LANSING**

Tip size: Ø 6,2 mm
Width: 19 mm
Length: 109 mm
Number of tips: 2

**REF 138TA6308****Type: LANSING**

Tip size: Ø 6,4 mm
Width: 14,3 mm
Length: 122 mm
Number of tips: 1

**REF 138TA6346****Type: LANSING**

Tip size: Ø 8 mm
Width: 14,2 mm
Length: 98,7 mm
Number of tips: 2

**REF 132TA2560****Type: LANSING**

Tip size: Ø 8 mm
Width: 19 mm
Length: 104,5 mm
Number of tips: 2

**REF 132TA2559****Type: LANSING**

Tip size: Ø 8 mm
Width: 19 mm
Length: 109,4 mm
Number of tips: 1

**REF 132TA2561****Type: LANSING**

Tip size: Ø 8 mm
Width: 19 mm
Length: 109,4 mm
Number of tips: 3

**REF 132TA2562****Type: LANSING**

Tip size: Ø 8 mm
Width: 19,3 mm
Length: 71 mm
Number of tips: 2

**REF 138TA6350****Type: LANSING**

Tip size: Ø 15,8 mm
Width: 22,4 mm
Length: 86 mm
Number of tips: 1

**REF 138TA5954****Type: LANSING**

Tip size: Ø 16 mm
Length: 57,5 mm
Number of tips: 1

**REF 138TA6249****Type: LANSING**

Tip size: Ø 16 mm
Width: 22 mm
Length: 86,3 mm
Number of tips: 1

**REF 138TA5955**



used for: OTHER MAKES

Type: SEVCON-200A

Tip size: Ø 15,7 mm
Width: 16 mm
Length: 43,5 mm
Number of tips: 1



REF 122TA7645

Type: UNELEC

Tip size: 19 X 20 mm
Width: 20 mm
Length: 34,5 mm
Number of tips: 1



REF 138TA5862

Type: UNELEC

Tip size: 16,5 X 19 mm
Width: 20 mm
Length: 105,8 mm
Number of tips: 1



REF 138TA5861

Type: UNELEC-CIC1


Tip size: 11 X 11 mm
Width: 16 mm
Length: 36,5 mm
Number of tips: 1



REF 138TA5929

Type: UNELEC-CIC1

Tip size: 12 X 12 mm
Width: 16 mm
Length: 39 mm
Number of tips: 1



REF 138TA5932

Type: UNELEC-CIC1

Tip size: 10,1 X 11,5 mm
Width: 16,1 mm
Length: 54 mm
Number of tips: 1



REF 109TA8301

Type: UNELEC-CIC1


Tip size: 11,6 X 19,6 mm
Width: 20 mm
Length: 41,7 mm
Number of tips: 1



REF 138TA5940

Type: UNELEC-CIC1-DS

Tip size: 12 X 12 mm
Width: 16,3 mm
Length: 60 mm
Number of tips: 1



REF 138TA5942

Type: UNELEC-CIC1-RS

Tip size: 11 X 11 mm
Width: 15,6 mm
Length: 54 mm
Number of tips: 1



REF 138TA5913

Type: UNELEC-CIC1-RS

Tip size: 10,7 X 10,7 mm
Width: 16 mm
Length: 60 mm
Number of tips: 2



REF 138TA5912

Type: UNELEC-CIC1181

Tip size: 19,5 X 19,5 mm
Width: 20 mm
Length: 53,4 mm
Number of tips: 1



REF 138TA5937

Type: UNELEC-CIC1181

Tip size: 18,4 X 18,7 mm
Width: 20 mm
Length: 106,5 mm
Number of tips: 1



REF 138TA5822

Type: UNELEC-CIC1183

Tip size: 16 X 19 mm
Width: 19 mm
Length: 106,5 mm
Number of tips: 1



REF 138TA6088

Type: UNELEC-CIC1183

Tip size: 16 X 19 mm
Width: 19,2 mm
Length: 44 mm
Number of tips: 1



REF 138TA5934

used for: **OTHER MAKES****Type: UNELEC-CIC1183**

Tip size: 11,5 X 20,2 mm
Width: 20 mm
Length: 90 mm
Number of tips: 1

**REF 108TA5898****Type: UNELEC-CIC1183**

Tip size: 19,2 X 19,2 mm
Width: 20 mm
Length: 96 mm
Number of tips: 2

**REF 138TA5933****Type: UNELEC-CIC2**

Tip size: 15 X 20 mm
Width: 20 mm
Length: 47 mm
Number of tips: 1

**REF 138TA5895****Type: UNELEC-CIC2-DS**

Tip size: 15 X 19,5 mm
Width: 20 mm
Length: 75,5 mm
Number of tips: 2

**REF 138TA5908****Type: UNELEC-CIC2-RS**

Tip size: 15 X 20 mm
Width: 20 mm
Length: 75,2 mm
Number of tips: 2

**REF 138TA5853****Type: UNELEC-CIC2-RS**

Tip size: 16 X 20 mm
Width: 20,2 mm
Length: 64,2 mm
Number of tips: 1

**REF 138TA5863****Type: UNELEC-IC2800**

Tip size: Ø 15,5 mm
Width: 16 mm
Length: 19,4 mm
Number of tips: 1

**REF 138TA5993****Type: UNELEC-IC2800**

Tip size: Ø 15,5 mm
Width: 16 mm
Length: 44 mm
Number of tips: 1

**REF 138TA5995****Type: UNELEC-IC2800**

Tip size: Ø 15,5 mm
Width: 16 mm
Length: 68 mm
Number of tips: 1

**REF 138TA5921****Type: UNELEC-IC2800**

Tip size: Ø 16,2 mm
Width: 16 mm
Length: 67 mm
Number of tips: 2

**REF 138TA5994****Type: YALE**

Tip size: 13,5 X 24,2 mm
Width: 25 mm
Length: 89 mm
Number of tips: 1

**REF 132TA2543**



used for: OTHER MAKES

Type: BALCANCAR-KPE4
Tip size: Ø 10 mm



REF 123TA5758

Type: BALCANCAR-KPE5
Tip size: Ø 12 mm



REF 123TA5759

Type: BALCANCAR-KPE6
Tip size: Ø 14 mm



REF 123TA5760

Type: CLARK - CO
Tip size: Ø 16 mm



REF 133TA6473

Type: CLARK - NO
Tip size: Ø 16 mm



REF 133TA6556

Type: JOHN MORRIS - NO
Tip size: Ø 16 mm



REF 133TA3398

Type: MAC 15 D
Tip size: Ø 7,8 mm



REF 132TA3327


Type: MAC15R
Tip size: Ø 8,2 mm



REF 122TA7677


used for: **OTHER MAKES**

Type: SEVCON - 200A-CO
Tip size: Ø 14,7 mm




REF 138TA6503

Type: SEVCON - 200A-CO
Tip size: Ø 14,7 mm




REF 133TA4538

Type: SEVCON - 200A-NO
Tip size: Ø 14,7 mm



REF 133TA5441

Type: SEVCON - 200A-NO
Tip size: Ø 14,7 mm



REF 133TA4863

Type: SEVCON - 300A-CO
Tip size: Ø 19 mm



REF 132TA3142

Type: SEVCON - 300A-NO
Tip size: Ø 19 mm



REF 133TA4568

Type: UNELEC
Tip size: 16 X 19 mm



REF 133TA4511

Type: UNELEC
Tip size: 16 X 19 mm



REF 133TA4886



used for: OTHER MAKES

Type: UNELEC
Tip size: Ø 15,8 mm



REF 133TA3794

Type: UNELEC - CIC1-DS
Tip size: 12 X 12 mm




REF 108TA7957

Type: UNELEC - CIC1-DS
Tip size: 12 X 12 mm



REF 133TA3914

Type: UNELEC - CIC1-RS
Tip size: 12 X 12 mm




REF 133TA3882

Type: UNELEC - CIC1-RS
Tip size: 12 X 12 mm



REF 108TA7926

Type: UNELEC - CIC2-RS
Tip size: 15 X 20 mm



REF 132TA3222

Type: UNELEC-CIC1183
Tip size: 16 X 19 mm



REF 133TA7668


Type: UNELEC-CIC2-DS
Tip size: 15 X 20 mm



REF 133TA6647



Part: 3 EMERGENCY STOPS



TECHNISCHES DATENBLATT

NOTSTOPSCHALTER HOHE LEISTUNG

Gruppe
02-03-02-00



Beispiel



Kundendaten

Maschinentyp: Preisanfrage
 Serienr.maschine: Bestellung

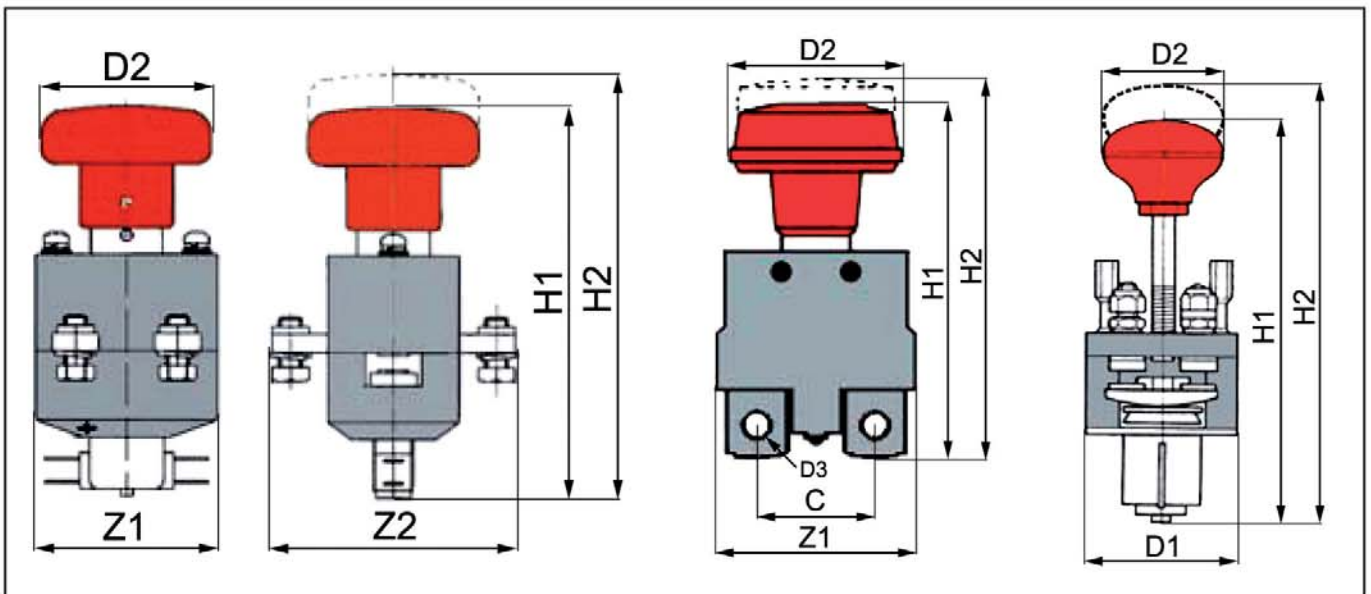
CODE: BRAND x TYPE x I x U x KN x EX-CO x BL-OU x LO-KE x Z1 x Z2 x D1 x H1 x H2 x D2 x Z3 x Z4 x QTY-CO x D3 x C x TY-SW x DUS-COV x SI-PO x TEX-TI x ENC-COV

- ... BRAND Marke von dem Schalter.
- ... TYPE Schaltertyp.
- ... I Elektrischer Strom (Ampere).
- ... U Höchste Spannung (Volt).
- ... KN Knopf anwesend: JA/NEIN.
- ... EX-CO Hilfskontakte anwesend: JA/NEIN.
- ... BL-OU Blasmagneten anwesend: JA/NEIN. Wenn ja, bitte Polarität (SI-PO) angeben.
- ... LO-KE Abschließbar mit Schlüssel: JA/NEIN.
- ... Z1 Maximale Länge Vorderseite.
- ... Z2 Maximale Seitenlänge.
- ... D1 Durchmesser von dem Schalter, wenn rund.
- ... H1 Gesamthöhe im OFF-Stand.
- ... H2 Gesamthöhe im ON-Stand.
- ... D2 Knopfdurchmesser, wenn rund.
- ... Z3 Größte Knopflänge, wenn rechteckig.
- ... Z4 Kleinste Knopflänge, wenn rechteckig.
- ... QTY-CO Gesamtanzahl Anschlüsse.
- ... D3 Durchmesser Anschlußlöcher.



- ... C..... Lochabstand Anschlußlöcher.
- ... TY-SW..... Polarität:
 SP = einpolig.
 DP = doppeltpolig.
- ... DUS-COV Staubplatte: JA/NEIN.
- ... SI-PO..... Seite Polarität:
 R = rechts.
 L = links.
 Nur verwendet wenn ein Blasmagnet anwesend ist (anders 0 ausfüllen).
 Markenetiket nach vorne halten und dann die Lage von dem "+"
 bestimmen (siehe Figur).
- ... TEX-TI..... Textured tips: JA/NEIN.
- ... ENC-COV..... Geschlossene Haube: JA/NEIN.

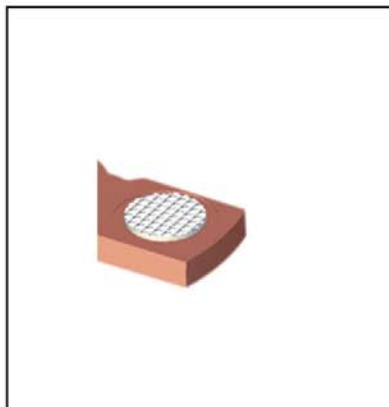
ABMESSUNGEN



STAUBPLATTE

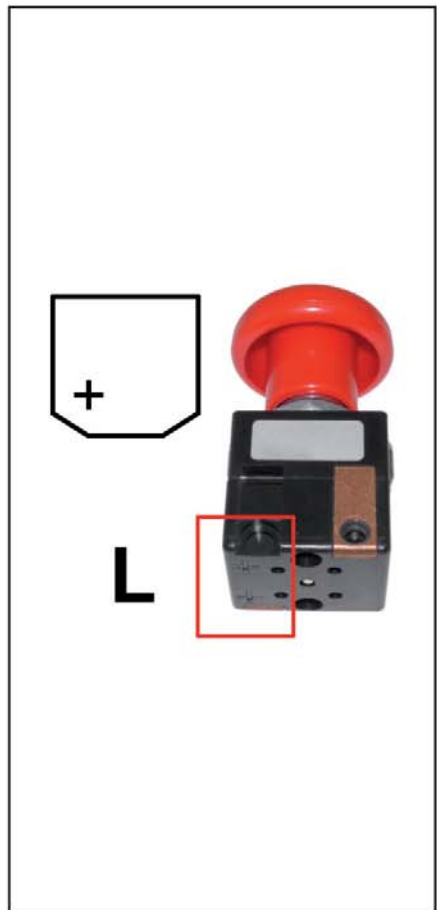



TEXTURED CONTACT

GESCHLOSSENE HAUBE





SEITE POLARITÄT





used for: ALBRIGHT - ED125 - SINGLE POLE - 125A

48 V max.



max. height in OFF: 105 mm
max. height in ON: 110 mm

REF [139TA2589](#)

48 V max.

with 2 extra holes
at 90 degrees to
normal holes fitted



max. height in OFF: 100 mm
max. height in ON: 107 mm

REF [139TA2597](#)

48 V max.

with dust covers



max. height in OFF: 100 mm
max. height in ON: 107 mm

REF [139TA2595](#)

48 V max.

with dust covers



max. height in OFF: 100 mm
max. height in ON: 107 mm

REF [139TA2591](#)

48 V max.



max. height in OFF: 105 mm
max. height in ON: 110 mm

REF [139TA2594](#)

48 V max.

with dust covers



max. height in OFF: 92 mm
max. height in ON: 96 mm

REF [139TA2593](#)

48 V max.



max. height in OFF: 100 mm
max. height in ON: 107 mm

REF [139TA2596](#)

48 V max.

with dust covers
with rubber plug
fitted



max. height in OFF: 90 mm
max. height in ON: 96 mm

REF [139TA2588](#)

48 V max.

with dust covers



max. height in OFF: 90 mm
max. height in ON: 96 mm

REF [139TA2598](#)

48 V max.

with dust covers
textured tips



max. height in OFF: 90 mm
max. height in ON: 96 mm

REF [139TA2590](#)

48 V max.



max. height in OFF: 94 mm
max. height in ON: 100 mm

REF [139TA2592](#)

used for: ALBRIGHT - ED125A - SINGLE POLE - 125A

48 V max.



max. height in OFF: 122 mm
max. height in ON: 128 mm

REF [139TA2599](#)

48 V max.



max. height in OFF: 130 mm
max. height in ON: 136 mm

REF [139TA2600](#)

48 V max.

with dust covers



max. height in OFF: 117 mm
max. height in ON: 123 mm

REF [139TA2601](#)



used for: **ALBRIGHT - ED250 - SINGLE POLE - 250A**

48 V max.



max. height in OFF: 114 mm
max. height in ON: 125 mm

REF 139TA2602

48 V max.

enclosed cover



max. height in OFF: 114 mm
max. height in ON: 125 mm

REF 139TA2607

48 V max.



max. height in OFF: 114 mm
max. height in ON: 125 mm

REF 139TA2608

48 V max.

with dust covers



max. height in OFF: 114 mm
max. height in ON: 125 mm

REF 139TA2604

48 V max.

enclosed cover



max. height in OFF: 114 mm
max. height in ON: 125 mm

REF 139TA2603

48 V max.



max. height in OFF: 121 mm
max. height in ON: 132 mm

REF 139TA2606

48 V max.

with blowouts




max. height in OFF: 130 mm
max. height in ON: 140 mm

REF 139TA2605




96 V max.

with blowouts



max. height in OFF: 141 mm
max. height in ON: 152 mm

REF 139TA2610



96 V max.

with blowouts

enclosed cover



max. height in OFF: 114 mm
max. height in ON: 125 mm

REF 139TA2609




96 V max.

with blowouts


enclosed cover

with O-ring on shaft



max. height in OFF: 114 mm
max. height in ON: 125 mm

REF 139TA2612



96 V max.

with blowouts



max. height in OFF: 125 mm
max. height in ON: 135 mm

REF 139TA2613



96 V max.

with blowouts



max. height in OFF: 114 mm
max. height in ON: 123 mm

REF 139TA2611





96 V max.

with blowouts



max. height in OFF: 114 mm
max. height in ON: 125 mm

REF 139TA2614



used for: ALBRIGHT - ED250A - SINGLE POLE - 250A

48 V max.

type-2



max. height in OFF: 135 mm
max. height in ON: 145 mm

REF [139TA2616](#)

48 V max.

type-64



max. height in OFF: 135 mm
max. height in ON: 145 mm

REF [139TA2615](#)

96 V max.

with blowouts



max. height in OFF: 135 mm
max. height in ON: 145 mm

REF [139TA2619](#)



96 V max.

with blowouts

enclosed cover



max. height in OFF: 135 mm
max. height in ON: 145 mm

REF [139TA2617](#)



96 V max.

with blowouts

aux contact must
operate before main
contact opens



max. height in OFF: 135 mm
max. height in ON: 145 mm

REF [139TA2620](#)



96 V max.

with blowouts

enclosed cover



max. height in OFF: 111 mm
max. height in ON: 122 mm

REF [139TA2621](#)



96 V max.

with blowouts

enclosed cover



max. height in OFF: 135 mm
max. height in ON: 145 mm

REF [139TA2618](#)



used for: ALBRIGHT - ED252 - DOUBLE POLE - 250A

96 V max.



max. height in OFF: 114 mm
max. height in ON: 125 mm

REF [139TA2622](#)

96 V max.



max. height in OFF: 114 mm
max. height in ON: 125 mm

REF [139TA2624](#)

96 V max.

min. push off
pressure to be 3 lbs



max. height in OFF: 114 mm
max. height in ON: 125 mm

REF [139TA2623](#)

150 V max.

with blowouts



max. height in OFF: 114 mm
max. height in ON: 125 mm

REF [139TA2625](#)



150 V max.

with blowouts



max. height in OFF: 114 mm
max. height in ON: 125 mm

REF [139TA3237](#)





used for: **ALBRIGHT - ED252A - DOUBLE POLE - 250A**

96 V max.



enclosed cover

max. height in OFF: 135 mm
max. height in ON: 145 mm

REF 139TA2626

150 V max.

with blowouts



max. height in OFF: 135 mm
max. height in ON: 146 mm

REF 139TA2627



Blank space for additional information.

used for: **ALBRIGHT - ED402 - DOUBLE POLE - 400A**

96 V max.



max. height in OFF: 145 mm
max. height in ON: 155 mm

REF 139TA2629

96 V max.



max. height in OFF: 145 mm
max. height in ON: 155 mm

REF 139TA2628

Blank space for additional information.

used for: **ALBRIGHT - SD150A - SINGLE POLE - 125A**

14 V max.



with dust covers

CONT

max. height in OFF: 126 mm
max. height in ON: 133 mm

REF 139TA2630

24 V max.



CONT

max. height in OFF: 150 mm
max. height in ON: 155 mm

REF 139TA2636

24 V max.



max. height in OFF: 155 mm
max. height in ON: 161 mm

REF 139TA2639

24 V max.



max. height in OFF: 164 mm
max. height in ON: 171 mm

REF 139TA2638

24 V max.



INT

max. height in OFF: 150 mm
max. height in ON: 155 mm

REF 139TA2632

24 V max.



with contact gap 1 mm approx when knob in up position and coil de-energised

max. height in OFF: 148 mm
max. height in ON: 155 mm

REF 139TA2634

24 V max.



CONT

max. height in OFF: 150 mm
max. height in ON: 155 mm

REF 139TA2635

24 V max.



max. height in OFF: 144 mm
max. height in ON: 151 mm

REF 139TA2640

24 V max.



with standard contact gap when knob in up position and coil de-energised

max. height in OFF: 150 mm
max. height in ON: 155 mm

REF 139TA2631

O.E.M. references are purely indicative and do not imply that parts originate from the original manufacturer.





24 V max.



INT

max. height in OFF: 150 mm
max. height in ON: 155 mm

REF 139TA2633



used for: **ALBRIGHT - SD200A - SINGLE POLE - 200A**

24 V max.



max. height in OFF: 145 mm
max. height in ON: 150 mm

REF 139TA2642

24 V max.



max. height in OFF: 145 mm
max. height in ON: 150 mm

REF 139TA2643





used for: **ALBRIGHT - SD250 - SINGLE POLE - 250A**

24 V max.



max. height in OFF: 168 mm
max. height in ON: 174 mm

REF 139TA2647



used for: **ALBRIGHT - SD250A - SINGLE POLE - 250A**

24 V max.
with blowouts



max. height in OFF: 147 mm
max. height in ON: 153 mm

REF 139TA2645



24 V max.
with blowouts



max. height in OFF: 136 mm
max. height in ON: 141 mm

REF 139TA2649



24 V max.



INT

max. height in OFF: 168 mm
max. height in ON: 174 mm

REF 139TA2646

24 V max.



CONT

max. height in OFF: 168 mm
max. height in ON: 174 mm

REF 139TA2644

24 V max.
with blowouts
textured tips




max. height in OFF: 136 mm
max. height in ON: 141 mm

REF 139TA2648




48 V max.
with blowouts



max. height in OFF: 168 mm
max. height in ON: 174 mm

REF 139TA2650



O.E.M. references are purely indicative and do not imply that parts originate from the original manufacturer.



48 V max.
with blowouts
with dust covers



max. height in OFF: 168 mm
max. height in ON: 174 mm

REF 139TA2651



48 V max.
with blowouts




max. height in OFF: 136 mm
max. height in ON: 141 mm

REF 139TA2652




80 V max.
with blowouts



max. height in OFF: 168 mm
max. height in ON: 174 mm

REF 139TA2653





96 V max.
with blowouts
with dust covers



max. height in OFF: 141 mm
max. height in ON: 152 mm

REF 139TA2654



used for: **ALBRIGHT - SD300A - SINGLE POLE - 300A**

24 V max.



max. height in OFF: 172 mm
max. height in ON: 177 mm

REF 139TA2655



used for: **ALBRIGHT - SW155 - DOUBLE POLE - 200A**

96 V max.
1 link fitted



max. height in OFF: 155 mm
max. height in ON: 160 mm

REF 139TA2656

96 V max.



max. height in OFF: 155 mm
max. height in ON: 160 mm

REF 139TA2657



used for: **ALBRIGHT - SW159 - SINGLE POLE - 200A**

48 V max.



max. height in OFF: 163 mm
max. height in ON: 167 mm


REF 139TA2659

48 V max.



max. height in OFF: 156 mm
max. height in ON: 160 mm

REF 139TA2658



O.E.M. references are purely indicative and do not imply that parts originate from the original manufacturer.



used for: **ALBRIGHT - SW203 - SINGLE POLE - 250A**

120 V max.

with blowouts



max. height in OFF: 185 mm
max. height in ON: 190 mm

REF [139TA2660](#)



used for: **ALBRIGHT - SW230 - SINGLE POLE - 250A**

120 V max.

with blowouts



max. height in OFF: 185 mm
max. height in ON: 190 mm

REF [139TA3238](#)



used for: **AMETEK - HBSP220N - SINGLE POLE - 100A**

24 V max.



max. height in OFF: 142 mm
max. height in ON: 149 mm

REF [139TA2661](#)

used for: **AMETEK - JAR4820BBKO-M - SINGLE POLE - 150A**

24 V max.



max. height in OFF: 154 mm
max. height in ON: 159 mm

REF [139TA2662](#)

24 V max.



max. height in OFF: 159 mm
max. height in ON: 164 mm

REF [139TA2663](#)

used for: **ANDERSON - 404G1 - SINGLE POLE - 350A**

36 V max.



max. height in OFF: 235 mm
max. height in ON: 257 mm

REF [139TA2664](#)

used for: **ANDERSON - 405G1 - SINGLE POLE - 350A**

48 V max.

max. height in OFF: 235 mm
max. height in ON: 257 mmREF [139TA2665](#)used for: **ANDERSON - 406G1 - SINGLE POLE - 350A**

72 V max.

max. height in OFF: 235 mm
max. height in ON: 257 mmREF [139TA2666](#)used for: **ANDERSON - 503G4 - SINGLE POLE - 175A**

48 V max.

max. height in OFF: 177 mm
max. height in ON: 189 mmREF [139TA2667](#)used for: **ELEKTROSISTEM - BDS150 - SINGLE POLE - 150A**

48 V max.

max. height in OFF: 88 mm
max. height in ON: 95 mmREF [139TA2668](#)used for: **ELEKTROSISTEM - BDS200 - SINGLE POLE - 200A**max. height in OFF: 146 mm
max. height in ON: 158 mmREF [139TA2670](#)max. height in OFF: 106 mm
max. height in ON: 116 mmREF [139TA2669](#)max. height in OFF: 114 mm
max. height in ON: 124 mmREF [139TA2671](#)



used for: HARDELLET - DOUBLE POLE - 150A

24 V max.



max. height in OFF: 109 mm
max. height in ON: 114 mm

REF [139TA2672](#)

used for: HARDELLET - SINGLE POLE - 150A

24 V max.



max. height in OFF: 144 mm
max. height in ON: 150 mm

REF [139TA2673](#)

48 V max.

enclosed cover
with bracket



max. height in OFF: 95 mm
max. height in ON: 100 mm

REF [139TA2679](#)

48 V max.



max. height in OFF: 77 mm
max. height in ON: 85 mm

REF [139TA2676](#)

48 V max.



enclosed cover

max. height in OFF: 95 mm
max. height in ON: 101 mm

REF [139TA2674](#)

48 V max.

enclosed cover



max. height in OFF: 100 mm
max. height in ON: 105 mm

REF [139TA2675](#)

48 V max.

enclosed cover
with bracket



max. height in OFF: 95 mm
max. height in ON: 100 mm

REF [139TA2677](#)

48 V max.



enclosed cover

max. height in OFF: 95 mm
max. height in ON: 100 mm

REF [139TA2680](#)

used for: KISSLING - SERIES 24 - SINGLE POLE - 300A

80 V max.



enclosed cover

max. height in OFF: 113 mm
max. height in ON: 120 mm

REF [139TA2686](#)

80 V max.

with blowouts

enclosed cover



max. height in OFF: 137 mm
max. height in ON: 144 mm

REF [139TA2683](#)



80 V max.

enclosed cover

max. height in OFF: 112 mm
max. height in ON: 122 mm

REF [139TA2681](#)





80 V max.



enclosed cover

max. height in OFF: 139 mm
max. height in ON: 146 mm

REF 139TA2685

80 V max.



enclosed cover

max. height in OFF: 115 mm
max. height in ON: 123 mm

REF 139TA2682

80 V max.



enclosed cover

max. height in OFF: 92 mm
max. height in ON: 92 mm



REF 139TA2684

used for: **PRESTOLITE - SINGLE POLE - 200A**



max. height in OFF: 130 mm
max. height in ON: 130 mm

REF 139TA2687





used for: **PRESTOLITE - SINGLE POLE - 300A**



max. height in OFF: 114 mm
max. height in ON: 114 mm

REF 106TA1229



used for: **REMA - SINGLE POLE - 100A**

enclosed cover



max. height in OFF: 127 mm
max. height in ON: 127 mm

REF 139TA2690

enclosed cover



max. height in OFF: 108 mm
max. height in ON: 108 mm

REF 139TA2689

enclosed cover



max. height in OFF: 127 mm
max. height in ON: 127 mm

REF 139TA2691

used for: **REMA - SINGLE POLE - 190A**

with blowouts

with black connector



max. height in OFF: 120 mm
max. height in ON: 132 mm

REF 139TA3239



with blowouts



max. height in OFF: 134 mm
max. height in ON: 147 mm

REF 139TA3240



with blowouts

with grey connector



max. height in OFF: 120 mm
max. height in ON: 132 mm

REF 139TA2693



O.E.M. references are purely indicative and do not imply that parts originate from the original manufacturer.





with blowouts



max. height in OFF: 136 mm
max. height in ON: 148 mm

REF 139TA2692

used for: **REMA - SINGLE POLE - 300A**

with blowouts




max. height in OFF: 110 mm
max. height in ON: 120 mm

REF 139TA2695




with blowouts

with extra holes
for use with aux
switch




max. height in OFF: 103 mm
max. height in ON: 115 mm

REF 139TA2694




with blowouts

with extra holes
for use with aux
switch




max. height in OFF: 103 mm
max. height in ON: 115 mm

REF 139TA2696






with blowouts



max. height in OFF: 113 mm
max. height in ON: 125 mm

REF 139TA2688


used for: **REMA - DIN80A - SINGLE POLE - 125A**

with blowouts



max. height in OFF: 122 mm
max. height in ON: 135 mm

REF 139TA2697



used for: **REMA - RN300 - SINGLE POLE - 300A**

with blowouts



max. height in OFF: 109 mm
max. height in ON: 122 mm

REF 139TA2698





used for: **SCHALTBAU - C130/180 - SINGLE POLE - 140A**

24 V max.



max. height in OFF: 177 mm
max. height in ON: 184 mm

REF 139TA2699





used for: **SCHALTBAU - C130/250 - SINGLE POLE - 120A**

48 V max.



max. height in OFF: 155 mm
max. height in ON: 163 mm

REF 139TA2700



used for: **SCHALTBAU - S132 - SINGLE POLE - 125A**

enclosed cover



max. height in OFF: 79 mm
max. height in ON: 91 mm

REF 139TA2702

with blowouts



max. height in OFF: 111 mm
max. height in ON: 123 mm

REF 139TA2703



with blowouts



enclosed cover

max. height in OFF: 79 mm
max. height in ON: 91 mm

REF 139TA2701



48 V max.

with blowouts




max. height in OFF: 109 mm
max. height in ON: 121 mm

REF 139TA2704




48 V max.

with blowouts




max. height in OFF: 119 mm
max. height in ON: 131 mm

REF 139TA2705





used for: **SCHALTBAU - S134 - SINGLE POLE - 250A**

with blowouts



max. height in OFF: 132 mm
max. height in ON: 145 mm

REF 139TA2711



with blowouts



max. height in OFF: 190 mm
max. height in ON: 200 mm

REF 139TA2717



with blowouts




max. height in OFF: 132 mm
max. height in ON: 145 mm

REF 139TA2713






with blowouts
with pin for use with aux switch




max. height in OFF: 132 mm
max. height in ON: 145 mm

REF 139TA2714




with blowouts
with pin for use with aux switch



max. height in OFF: 132 mm
max. height in ON: 145 mm

REF 139TA2708



with blowouts




max. height in OFF: 177 mm
max. height in ON: 189 mm

REF 139TA2715




with blowouts



max. height in OFF: 95 mm
max. height in ON: 107 mm

REF 139TA2710



with blowouts




max. height in OFF: 132 mm
max. height in ON: 145 mm

REF 139TA2709




with blowouts



max. height in OFF: 132 mm
max. height in ON: 145 mm

REF 139TA2716



with blowouts



max. height in OFF: 95 mm
max. height in ON: 107 mm

REF 139TA2707



with blowouts




max. height in OFF: 126 mm
max. height in ON: 139 mm

REF 139TA2712




with blowouts
assembly of key switch possible




max. height in OFF: 132 mm
max. height in ON: 145 mm

REF 139TA2718




used for: SCHALTBAU - S306 - SINGLE POLE - 160A

with blowouts



max. height in OFF: 126 mm
max. height in ON: 140 mm

REF 139TA2719




used for: SCHALTBAU - S307 - DOUBLE POLE - 250A

with blowouts



max. height in OFF: 130 mm
max. height in ON: 144 mm

REF 139TA2720






used for: **SCHALTBAU - S307 - SINGLE POLE - 250A**

with blowouts



max. height in OFF: 126 mm
max. height in ON: 140 mm

REF 139TA2722



with blowouts



max. height in OFF: 126 mm
max. height in ON: 140 mm

REF 139TA2721





knob: Ø 50 mm

height: 48 mm

internal thread: M8



REF 139TA2553

knob: Ø 51 mm

height: 33 mm

internal thread: M10



REF 139TA2554

knob: Ø 58 mm

height: 42 mm

internal thread: M8



REF 107TA1103

knob: Ø 58 mm

height: 42 mm

internal thread: M8



REF 139TA2555

used for: ELEKTROSISTEM

knob: Ø 57 mm

height: 29 mm

internal thread: M6



REF 139TA2556

used for: HARDELLET

knob: Ø 51 mm

height: 38 mm

internal thread: M8



REF 116TA5222

knob: Ø 55 mm

height: 35 mm

internal thread: M8



REF 139TA2557

knob: Ø 55 mm

height: 45 mm

internal thread: M8



REF 139TA2558

knob: Ø 56 mm

height: 34 mm

internal thread: M8



REF 107TA1109

knob: Ø 50 mm

height: 35 mm

internal thread: M8




REF 107TA1111



| | | |
|--|---|--|
| <p>knob: Ø 50 mm</p> <p>height: 40 mm</p> <p>internal thread: M8</p>  <p>REF 112TA5001</p> | <p>knob: Ø 57 mm</p> <p>height: 42 mm</p> <p>internal thread: M8</p>  <p>REF 111TA3904</p> | |
|--|---|--|

used for: **PRESTOLITE**

| | | |
|--|--|--|
| <p>knob: Ø 57 mm</p> <p>height: 42 mm</p> <p>internal thread: M8</p>  <p>REF 107TA1110</p> | | |
|--|--|--|

used for: **REMA**

| | | |
|---|---|--|
| <p>knob: Ø 36 mm</p> <p>height: 47 mm</p>  <p>REF 139TA2559</p> | <p>knob: 22 x 50 mm</p> <p>height: 36 mm</p>  <p>REF 139TA2560</p> | <p>knob: 50 x 64 mm</p> <p>height: 23 mm</p>  <p>REF 139TA2561</p> |
|---|---|--|

used for: **SCHALTBAU**

| | | |
|--|---|--|
| <p>knob: Ø 50 mm</p> <p>height: 29 mm</p> <p>internal thread: M8</p>  <p>REF 139TA2562</p> | <p>knob: Ø 50 mm</p> <p>height: 42 mm</p> <p>internal thread: M8</p>  <p>REF 111TA3899</p> | <p>knob: Ø 54 mm</p> <p>height: 39 mm</p> <p>internal thread: M8</p>  <p>REF 107TA1124</p> |
|--|---|--|

| | | |
|---|--|--|
| <p>knob: Ø 57 mm</p> <p>height: 47 mm</p>  <p>REF 139TA2563</p> | <p>knob: Ø 58 mm</p> <p>height: 45 mm</p>  <p>REF 139TA2564</p> | <p>knob: Ø 59 mm</p> <p>height: 30 mm</p> <p>internal thread: M6</p>  <p>REF 139TA2565</p> |
|---|--|--|

O.E.M. references are purely indicative and do not imply that parts originate from the original manufacturer.



knob: Ø 59 mm

height: 30 mm

internal thread: M6



REF 139TA2566

knob: 70 x 59 mm

height: 68 mm



REF 139TA2567

knob: 79 x 104 mm

height: 36 mm



REF 139TA2568

knob: Ø 50 mm

height: 34 mm

internal thread: M8



REF 139TA2569



INDEX: CONTACTOR MAKES

| | ALBRIGHT | CABLEFORM | GENERAL ELECTRIC | HARDELLET | PRESTOLITE | AMERICAN | SPECIAL FRENCH | SPECIAL GERMAN | JAPANESE | OTHER MAKES |
|--------------------|-----------------|------------------|-------------------------|------------------|-------------------|-----------------|-----------------------|-----------------------|-----------------|--------------------|
| ALBRIGHT | • | | | | | | | | | |
| AMELEC | | | | • | | | • | | | |
| AMETEK | | | | | • | | | | | |
| BOSCH | | | | | | | | • | | |
| CABLEFORM | | • | | | | | | | | |
| CONTACT INDUSTRIES | | | | | • | • | | | | |
| DENSO | | | | | | | | | • | |
| ELEKTRON | • | | | | | | | | | |
| GENERAL ELECTRIC | • | | • | | | • | | | | • |
| H.B. | | | | | • | | | | | |
| HARDELLET | | | | • | | | | | | |
| HITACHI | | | | | | | | | • | |
| JOHN MORRIS | | | | | | | | | | • |
| KYORITSU-KEIKI | | | | | | | | | • | |
| MEIDEN | | | | | | | | | • | |
| NIKKO | | | | | | | | | • | |
| PRESTOLITE | | | | | • | | | | | |
| SCHALTBAU | | | | | | | | • | | |
| SEVCON | • | | | | | | | | | • |
| SHINKO | | | | | | | | | • | |
| SQUARE D | | | | | | • | | | | |
| TELEMECANIQUE | | | | | | | • | | | |
| UNELEC | | | | | | | | | | • |



PAGE INDEX

| CHAPTER | SEPARATE CONTACTS | CONTACT KITS | PAGE |
|-------------------------|--|--|------|
| ALBRIGHT | ALBRIGHT CONTACTS | | 87 |
| | | ALBRIGHT KITS | 94 |
| AMERICAN | SPECIAL ALLIS CHALMERS CONTACT INDUSTRIES CONTACTS SPECIAL CUSHMAN SPECIAL HYSTER SPECIAL PETTIBONE SQUARE D CONTACTS SPECIAL YALE | | 148 |
| | | SPECIAL ALLIS CHALMERS CONTACT INDUSTRIES KITS SQUARE D KITS | 152 |
| CABLEFORM | CABLEFORM CONTACTS | | 107 |
| | | CABLEFORM KITS | 112 |
| GENERAL ELECTRIC | GENERAL ELECTRIC CONTACTS | | 115 |
| | | GENERAL ELECTRIC KITS | 123 |
| HARDELLET | HARDELLET CONTACTS | | 131 |
| | | HARDELLET KITS | 133 |
| JAPANESE | SPECIAL BISHAMON DENSO CONTACTS HITACHI CONTACTS SPECIAL KOMATSU KYORITSU KEIKI CONTACTS MEIDEN CONTACTS NIKKO CONTACTS SPECIAL NISSAN SPECIAL NYK SHINKO CONTACTS SPECIAL TCM SPECIAL TOYOTA | | 171 |
| | | HITACHI KYORITSU KEIKI KITS MEIDEN NIKKO KITS NYK | 188 |
| OTHER MAKES | SPECIAL BALKANCAR SPECIAL CESAB SPECIAL CLARK SPECIAL FIAT SPECIAL KALMAR - CLIMAX SPECIAL LANSING UNELEC CONTACTS | | 193 |
| | | SPECIAL CLARK JOHN MORRIS KITS SEVCON KITS UNELEC KITS | 204 |
| PRESTOLITE | PRESTOLITE CONTACTS SPECIAL RAYMOND see AMERICAN | | 137 |
| | | PRESTOLITE KITS SPECIAL RAYMOND see AMERICAN | 141 |
| SPECIAL FRENCH | AMELEC CONTACTS SPECIAL FENWICK TELEMECANIQUE CONTACTS | | 155 |
| | | AMELEC KITS SPECIAL SAXBY TELEMECANIQUE KITS | 158 |
| SPECIAL GERMAN | BOSCH CONTACTS SPECIAL JUNGHEINRICH SCHALTBAU CONTACTS SPECIAL STEINBOCK SPECIAL STILL SPECIAL STILL - LINDE | | 161 |
| | | SPECIAL BOSCH SCHALTBAU KITS SPECIAL STILL | 167 |



INDEX: FORKLIFT TRUCK MAKES

| | ALBRIGHT | CABLEFORM | GENERAL ELECTRIC | HARDELLET | PRESTOLITE | AMERICAN | SPECIAL FRENCH | SPECIAL GERMAN | JAPANESE | OTHER MAKES |
|----------------------------|----------|-----------|------------------|-----------|------------|----------|----------------|----------------|----------|-------------|
| ALLIS CHALMERS - KALMAR AC | | | . | | | . | | | . | . |
| AMEISE | . | . | . | . | | . | | . | | |
| ATLET - LAFIS | . | . | | | . | | | | | . |
| BALKANCAR | | . | | | | | | | | . |
| BISHAMON | | | | | | | | | . | |
| BRUNILIFT | | . | | | | | | | | |
| BT | . | . | | | . | | | . | | |
| BV ROCLA | . | | | | | | | | | |
| CATERPILLAR | | . | . | . | . | . | | | . | . |
| CESAB | | | | | | | | | | . |
| CLARK | . | . | . | | | . | | . | | . |
| COVENTRY CLIMAX | | | | | | | | | | . |
| CROWN | . | . | . | . | . | . | | | | |
| CUSHMAN | | | | | | . | | | | |
| ESSELINGEN | . | | . | . | | | | . | | |
| FENWICK | . | . | . | . | | | . | . | | . |
| FIAT-OM PIMESPO | . | | . | | | | | | | . |
| HAMECH | . | . | . | | . | . | | | | . |
| HYSTER | . | . | . | | . | . | | | | . |
| HYUNDAI-HALLA | | | | | | | | | . | |
| JUNGHEINRICH | . | . | . | . | . | . | | . | | |
| KALMAR | . | . | . | | . | | | | | . |
| KOMATSU | . | | . | | | | . | | . | |
| LAFIS | | | | | . | | | | | |
| LANCER BOSS | . | . | | . | | . | | . | | |
| LANSING | . | | | | | | | | | . |
| LAURAK | | . | | | | | | | . | . |
| LINDE | . | | . | . | | | | . | | |
| LOC | | | | . | | | | | | |
| LUGLI | | | . | | | | | | | |
| MIC | | | | . | | | | | . | |
| MITSUBISHI | | | . | | | . | | | . | |
| NISSAN | | | | | | | | | . | |
| NYK | | | | | | | | | . | |
| PEG | | | . | | | | . | | | |
| PETTIBONE | | | . | | | . | | | | |
| PRAT | . | | | | | | | | | |
| RANSOMES | . | . | . | | . | . | | | | . |
| RAYMOND | . | | | | . | . | | | | |
| ROCLA | . | | | . | | | | | | |
| SALEV | . | | | . | | | . | | | |
| SAXBY - MATRAL | . | | | . | | | . | | | |
| STEINBOCK - BOSS | . | . | | . | | . | | . | | |
| STILL | . | | . | . | | | | . | | |
| SUGICO | | | | | | | | | . | |
| TCM | | | . | | | | | | . | |
| TECNOCAR | | . | | | | | | | | . |
| TOWMOTOR | | . | . | . | . | . | | | . | . |
| TOYOTA | | | | | | . | | | . | |
| WAGNER | . | | . | | | | | . | | |
| YALE | . | . | . | . | . | . | | . | | . |