



ERSATZTEILE FUER SCHEUER- SAUG- & KEHRMASCHINEN

DES 
Fördertechnik

Matthias Manzeit
Mühlenstraße 26, 53347 Alfter
Tel. +49 (0) 228 243 666 88
info@des-foerdertechnik.de
www.des-foerdertechnik.de

Über und TotalSource I

Inhaltsverzeichnis A

- Englisch A
- Niederländisch C
- Französisch E
- Deutsch G
- Spanisch I
- Portugiesisch K
- Italienisch M
- Polnisch O
- Russisch Q

Gut zu wissen 1

- Gut zu wissen 2

Ersatzteile für Scheuersaug- und Kehrmaschinen verwendet für: 9

- ADIATEK 9
- ADVANCE-NILFISK 13
- ALTO 27
- AMERICAN LINCOLN 29
- COMAC 43
- DULEVO 57
- EUREKA 77
- FIMAP 81
- FIORENTINI 83
- FLOORPUL 91
- GANSOW IPC 97
- HAKO 105
- KARCHER 125
- NILFISK 137
- POWERBOSS 169
- RCM 181
- TASKI 187
- TENNANT 191
- WETROK 237

Universelle Ersatzteile & Werkstattzubehör ... 241

- Standard-Schleifpads 242
- Hochgeschwindigkeitspads 244
- Rollen 246
- Lasträder 246
- Bandagen 248
- Fahrersitze 248
- Saugleitungen 249
- Verbindungsstücke 249
- Kabel 249
- Magnetic sweeper 250
- Lazy Sweeper®-Kehrbesen 251
- SmartSweep®-Kehrsaugmaschine 252
- Hydro Sweeper 253

- Mini Sweeper 254
- Maxi Sweeper 255
- Tiefzyklusbatterien für Scheuersaug- & Kehrmaschinen 256
- SB/SBE/SBX-Batteriestecker 257
- Batteriestecker-Tabelle 257
- Hochfrequenz-Ladegeräte 258
- Hochfrequenz-Ladegeräte mit vorinstallierter Luftpumpe 261
- HF-Multispannungs-BatterieLadegerät 262
- Zubehör für HF-Ladegeräte 262
- Einbauladegeräte 264
- Standard-Einbauladegeräte 265
- Batterie-Regenerator 268
- Energic Replus-Batterie-Regenerator 269
- BMS-System: Drahtlose Erfassung schwacher Zellen 272
- FLUKE 279FC Wärmebild-Multimeter 274
- Digitales Dichtemessgerät 275
- BDx-Batterieentlade-/Analysegerät 276
- Batterie-Sicherheitspaket 277
- Leckage-Notfallsatz 20 l 277
- Batterieentladeanzeigen 278
- Batterieentladeanzeigen/-regler 278
- Batterieentladeregler/Betriebsstundenzähler 278
- Batterieentladeregler 280
- Batterie-Ladezustandsmesser (keine BDI) 281
- Betriebsstundenzähler – analog 282
- Betriebsstundenzähler – analog mit Zeiger 283
- Betriebsstundenzähler – digital 284
- Betriebsstundenzähler – analog quadratisch 286
- Betriebsstundenzähler – digital quadratisch 287
- Curtis 288
- Elektrosystem 289
- PG Drives Technology 290
- Sevcon 291
- SME 292
- Elektronikabteilung 293
- Rückfahralarme 294
- Blitzleuchten 295
- Dokumentenhalter 296
- Üblicher Bodenreiniger 298
- Industrieller Bodenreiniger 298
- Farbe 299
- Fahne 300
- Selbstklebende rutschfeste Rollen 300
- Antirutschspray 300
- Rutschhemmende Beschichtung 300
- Handfeger 301
- Kehrblech mit Handfeger 301
- Kehrblech 301
- Gepuderte Latexhandschuhe 302
- Handschuhe 302

- Chemische Handschuhe303
- Handseife von Premium-Qualität.....304
- Reinigungstuch304
- Handreinigungstücher304
- Neue & überholte Motoren.....305
- Motorersatzteile.....305



NICE TO KNOW

BRUSH TYPES

The range contains different types of brushes:

- Side broom
- Main broom
- Rotary brush or “side scrubber”
- Cylindrical scrubber or “main scrubber”
- Pad driver

Below you can find the explanation of each type of brush.



SIDE BROOM

The purpose of a side broom is to throw debris out in front of the sweeper so that the main broom can pick it up.



MAIN BROOM

The main broom is built around a heavy-duty core, with staple-set tufts aligned in spiral rows. This design places bristles on the floor at all times to increase vacuum efficiency and improve particles.



ROTARY BRUSH OR “SIDE SCRUBBER”

A rotary brush or “side scrub” is designed to spin and loosen debris from the ground with its dense and stiff bristles.



CYLINDRICAL SCRUBBER OR “MAIN SCRUBBER”

A cylindrical scrubber or “main scrubber” uses a full-fill design that keeps bristles on the floor at all times and guides the solution to the centre of the scrubbing path as the bristles loosen the debris from the ground. The filament length on this brush designates it as a “scrubber” since the short bristle is not able to “flick” or “sweep” the debris off the ground.



PAD DRIVER

The pad driver is set with stiff 1/2” long polypropylene bristles, unevenly trimmed and widely spaced to firmly grip scrubbing pads.

ROW PATTERNS

We also offer different types of row patterns:

- Single row
- Double row
- Patrol brush (V-pattern)

You can discover the differences between the row patterns below.



SINGLE ROW

The single row pattern is ideal for sweeping applications in dusty and/or sandy conditions. It is also referred to as the full-fill or high-density pattern. This pattern is designed to pick up fine debris, but not bulky items.



DOUBLE ROW

Because of its versatility, the double row pattern is the most popular pattern for sweeping applications. This design allows the space between each row to trap bulky items while the bristles are working to pick up the finer debris such as dust and sand.



PATROL BRUSH (V-PATTERN)

The patrol brush has a V-pattern and is designed primarily for high-speed sweeping in large areas. Designed with fewer rows with more tufts per row, there is more space between rows. This enables the brush to effectively pick up medium to large debris such as cans, paper and leaves at higher speeds.

TYPES OF BRUSH MATERIALS

The types of brush can consist of several materials:

- Nylon
- Polypropylene
- Proex
- (Steel) wire
- Union fibre
- Grit

See below to find out which material is best for you.

NYLON



Nylon is a highly productive filament with an excellent brush life in dry sweeping conditions. It performs well on rough surfaces and in high-temperature environments because of its durability and high melting point. The smaller the grit size the more aggressive the scrubbing. Characteristics in most applications: excellent lifespan, good wear-resistance, low to moderate absorption of water (3% to 9%) leading to only a temporary reduction in stiffness, excellent bend recovery rate, resistance to most common solvents and suitable for use in weak acids.

POLYPROPYLENE



As the most popular filament in scrubbing applications, poly is efficient for use with most soils and surfaces. Although poly is more economical than nylon, it is not recommended for sweeping high-temperature debris.

PROEX



Proex is highly efficient as an all-purpose filament for indoor and outdoor sweeping applications, including damp or humid environments. It is not recommended for high-temperature sweeping applications. Its name is derived from the X-shape of the bristle.

(STEEL) WIRE



(Steel) wire is highly durable, but is also the most abrasive material. Wire is not fit for every surface because of its abrasiveness. Steel wire is most appropriate for work on steel and iron work pieces, but may also be used on wood, aluminium, brass and copper.

UNION FIBRE



Comprised of a mixture of Tampico and Palmyra fibres, this material is highly efficient for dust control and sweeping fine debris. As a natural fibre, Union has a relatively shorter wear lifespan compared to other synthetic materials.

GRIT



Grit is nylon filament impregnated with silicon carbide particles. Grit filaments are offered in .070"/46, .050"/80, .035"/180, .022"/120, .018"/500. The first number is the filament diameter. The larger the diameter, the stiffer the bristle. The second number is the particle size. The smaller the grit number, the more aggressive the scrubbing. Grit brushes reduce/eliminate the need for black stripping pads. Long lifespan and great performance.

APPLICATIONS

	Grit 070/48	Grit 050/80	Grit 035/180	Grit 018/500	Stiff nylon	Medium nylon	Stiff poly	Medium poly	Crimped wire	Bassine	Union mix	White tampico	Butcher wire
Stripping													
Terrazzo	x	x											
Vinyl tile		x											
Ceramic/quarry tile		x											
Linoleum		x											
Scarifying concrete													x
General scrubbing													
Heavily soiled concrete	x	x	x		x		x		x	x			x
Moderate to lightly soiled concrete			x		x		x		x	x			
Vinyl tile			x	x	x		x			x			
Terrazzo			x	x	x		x			x			
Ceramic/quarry tile			x	x	x		x			x			
Linoleum			x	x	x		x			x			
Marble				x		x		x					
Raised disc rubber tile				x		x		x					
Non-slip epoxy finish				x	x		x						
Carpet scrubbing						x		x					
Hard surface polishing													
Raised disc tile											x	x	
Marble											x	x	
Linoleum/vinyl tile											x	x	

*This list is purely indicative. Always perform a test with the brush first. We are not liable for any damage caused to floors.

TYPES OF SQUEEGEE MATERIAL

Squeegees consist of two types of material:

- Polyurethane
- Gum rubber

Discover the best material for your scrubber or sweeper below.

POLYURETHANE



Polyurethane squeegees are chemical-resistant. They work very well on industrial flooring such as old warehouse floors or other rough and uneven floors. Polyurethane squeegees have a higher lifespan than gum rubber.

GUM RUBBER



Gum rubber squeegees work well on smooth or tiled surfaces, such as shopping mall floors. Gum rubber squeegees ensure maximum water collection on smooth surfaces, leaving them dry and safe for pedestrians. Not recommended for oily environments. Gum rubber absorbs oil and the material will begin to lose its structural integrity, becoming very wavy, as a result of which the cleaning ability will deteriorate.

*Are you looking for the best quality brush or squeegee for your application?
Please send us your machine details so that we can identify the best reference for you!*

FILTERS



Paper filters:

- Filtering dust in dry applications
- Non-washable

Synthetic filters:

- Filtering dust in damp, high humidity or even wet applications
- Washable

Oil, air & hydraulic filters:

- Complete filter kits available
- Complete range of heavy-duty filters
- Filters for intensive use





USED FOR
ADIATEK

used for: **ADIATEK** series: **AMBER 66 24V**


FILTER

Filter element, solution intake filter	Model: AMBER 66 24V	REF 100SG3511
Filter, solution inline	Model: AMBER 66 24V	REF 100SG1529



HOSE

Hose, drain	Model: AMBER 66 24V	REF 100SG1525
Hose, solution - Ø 14,00 mm; length: 1000,00 mm	Model: AMBER 66 24V	REF 100SG1527
Hose, solution - Ø 20,00 mm; length: 350,00 mm	Model: AMBER 66 24V	REF 100SG1526
Hose, squeegee	Model: AMBER 66 24V	REF 100SG1524

SQUEEGEE

Blade, squeegee front - 42" or 1066,80 mm; inner; rubber	Model: AMBER 66 24V	REF 100SG1530
Blade, squeegee front - 44" or 1117,60 mm; inner; rubber	Model: AMBER 66 24V	REF 100SG1531
Blade, squeegee rear - 45" or 1143,00 mm; outer; 33 shore	Model: AMBER 66 24V	REF 100SG1539
Blade, squeegee rear - 45" or 1143,00 mm; outer; 40 shore	Model: AMBER 66 24V	REF 100SG1537
Blade, squeegee rear - 45" or 1143,00 mm; outer; red gum	Model: AMBER 66 24V	REF 100SG1540
Blade, squeegee rear - 45" or 1143,00 mm; outer; oil-resistant	Model: AMBER 66 24V	REF 100SG1538
Blade, squeegee rear - 45" or 1143,00 mm; outer; polyurethane	Model: AMBER 66 24V	REF 100SG1541
Blade, squeegee rear - 47" or 1193,80 mm; outer; 33 shore	Model: AMBER 66 24V	REF 100SG1533
Blade, squeegee rear - 47" or 1193,80 mm; outer; 40 shore	Model: AMBER 66 24V	REF 100SG1532
Blade, squeegee rear - 47" or 1193,80 mm; outer; red gum	Model: AMBER 66 24V	REF 100SG1534
Blade, squeegee rear - 47" or 1193,80 mm; outer; oil-resistant	Model: AMBER 66 24V	REF 100SG1535
Blade, squeegee rear - 47" or 1193,80 mm; outer; polyurethane	Model: AMBER 66 24V	REF 100SG1536



SWEEPER/BRUSH

Pad assembly, main scrubber brush - 13" or 330,20 mm no centerlock	Model: AMBER 66 24V	REF 101SG2388
Pad assembly, main scrubber brush - 13" or 330,20 mm; black centerlock	Model: AMBER 66 24V	REF 101SG2390
Pad assembly, main scrubber brush - 13" or 330,20 mm; green centerlock	Model: AMBER 66 24V	REF 101SG2389
Scrubber brush, main - 13" or 330,20 mm; abrasive 1.2; 6 SR	Model: AMBER 66 24V	REF 101SG2385
Scrubber brush, main - 13" or 330,20 mm; mix 5; 6 SR; brown	Model: AMBER 66 24V	REF 101SG2386
Scrubber brush, main - 13" or 330,20 mm; nylon 0.3; 6 SR	Model: AMBER 66 24V	REF 101SG2387
Scrubber brush, main - 13" or 330,20 mm; polypropylene 0.3; 6 SR; light blue	Model: AMBER 66 24V	REF 101SG2382
Scrubber brush, main - 13" or 330,20 mm; polypropylene 0.6; 6 SR; white	Model: AMBER 66 24V	REF 101SG2383
Scrubber brush, main - 13" or 330,20 mm; polypropylene 0.9; 6 SR; white	Model: AMBER 66 24V	REF 101SG2384



VACUUM MOTOR

Motor, vacuum - 24 VDC	Model: AMBER 66 24V	REF 101SG2381
------------------------	----------------------------	--------------------------------------

used for: **ADIATEK** series: **RUBY 45T**



FILTER

Filter element, solution intake filter - cartridge	Model: RUBY 45T	REF 100SG3512
--	------------------------	--------------------------------------



HOSE

Hose, drain	Model: RUBY 45T	REF 100SG3022
Hose, vacuum, squeegee	Model: RUBY 45T	REF 100SG3092



SQUEEGEE

Blade, squeegee inner - front; polyurethane	Model: RUBY 45T	REF 101SG2374
Blade, squeegee rear - rubber; 33 shore	Model: RUBY 45T	REF 100SG3905
Blade, squeegee rear - rubber; 40 shore	Model: RUBY 45T	REF 101SG2375
Blade, squeegee rear - rubber; oil-resistant	Model: RUBY 45T	REF 100SG3906



SWEEPER/BRUSH

Pad assembly, main scrubber brush - 9" or 228,60 mm	Model: RUBY 45T	REF 101SG2377
Scrubber brush, main - 8" or 203,20 mm; abrasive 1.20; grey	Model: RUBY 45T	REF 101SG2380
Scrubber brush, main - 8" or 203,20 mm; nylon 0.5; 5 SR; white	Model: RUBY 45T	REF 101SG2378
Scrubber brush, main - 8" or 203,20 mm; polypropylene 0.3; 5 SR; light blue	Model: RUBY 45T	REF 101SG2376
Scrubber brush, main - 8" or 203,20 mm; polypropylene 0.6; 5 SR; white	Model: RUBY 45T	REF 101SG2379



VACUUM MOTOR

Motor, vacuum - 36 VDC; 550 W	Model: RUBY 45T	REF 100SG1597
-------------------------------	------------------------	--------------------------------------

used for: **ADIATEK** series: **RUBY 45T**

used for: ADIATEK series: RUBY 55T

used for: **ADIATEK** series: **RUBY 55T**



FILTER

Filter element, solution intake filter - cartridge	Model: RUBY 55T	REF 100SG3512
--	------------------------	--------------------------------------



HOSE

Hose, drain	Model: RUBY 55T	REF 100SG3022
Hose, vacuum, squeegee	Model: RUBY 55T	REF 100SG3092



SQUEEGEE

Blade, squeegee inner - front; polyurethane	Model: RUBY 55T	REF 100SG3904
Blade, squeegee rear - rubber; 33 shore	Model: RUBY 55T	REF 100SG3905
Blade, squeegee rear - rubber; 40 shore	Model: RUBY 55T	REF 100SG3903
Blade, squeegee rear - rubber; oil-resistant	Model: RUBY 55T	REF 100SG3906



SWEEPER/BRUSH

Pad assembly, main scrubber brush - 9" or 228,60 mm	Model: RUBY 55T	REF 101SG2377
Scrubber brush, main - 8" or 203,20 mm; abrasive 1.20; grey	Model: RUBY 55T	REF 101SG2380
Scrubber brush, main - 8" or 203,20 mm; nylon 0.5; 5 SR; white	Model: RUBY 55T	REF 101SG2378
Scrubber brush, main - 8" or 203,20 mm; polypropylene 0.3; 5 SR; light blue	Model: RUBY 55T	REF 101SG2376
Scrubber brush, main - 8" or 203,20 mm; polypropylene 0.6; 5 SR; white	Model: RUBY 55T	REF 101SG2379



VACUUM MOTOR

Motor, vacuum - 36 VDC; 550 W	Model: RUBY 55T	REF 100SG1597
-------------------------------	------------------------	--------------------------------------



USED FOR
ADVANCE-NILFISK

used for: **ADVANCE-NILFISK** series: **CAPTOR 4800**


FILTER

Filter element, dust filter - recovery tank	Model: CAPTOR 4800, 4800B	REF 100SG3241
---	----------------------------------	--------------------------------------



HOSE

Hose, vacuum	Model: CAPTOR 4800, 4800B	REF 100SG1548
--------------	----------------------------------	--------------------------------------



MOTOR

Motor, curb broom - 12 VDC	Model: CAPTOR 4800	REF 101SG2396
Motor, shaker - 12 VDC; 7 A; 3300 RPM	Model: CAPTOR 4800	REF 101SG2397



SQUEEGEE

Blade, squeegee inner - rear; fabric	Model: CAPTOR 4800, 4800B	REF 100SG1546
Blade, squeegee outer - rear; fabric	Model: CAPTOR 4800, 4800B	REF 100SG1547
Blade, squeegee rear - dump door	Model: CAPTOR 4800, 4800B	REF 100SG1544
Blade, squeegee side - hopper; fabric	Model: CAPTOR 4800, 4800B	REF 100SG1545
Squeegee assembly, rear	Model: CAPTOR 4800, 4800B	REF 100SG1558
Squeegee assembly, rear - neoprene	Model: CAPTOR 4800, 4800B	REF 100SG1561
Squeegee assembly, rear - red gum	Model: CAPTOR 4800, 4800B	REF 100SG1553
Squeegee assembly, rear - polyurethane	Model: CAPTOR 4800, 4800B	REF 100SG1563
Squeegee assembly, side - neoprene	Model: CAPTOR 4800, 4800B	REF 100SG1565
Squeegee assembly, side - red gum	Model: CAPTOR 4800, 4800B	REF 100SG1559



SWEEPER/BRUSH

Scrubber brush, main - 16" or 406,40 mm; nylon; .028; 7 SR; no clutch; rotary	Model: CAPTOR 4800, 4800B	REF 100SG3248
Scrubber brush, main - 16" or 406,40 mm; polyurethane; .022; 8 SR; rotary	Model: CAPTOR 4800, 4800B	REF 100SG3249
Scrubber brush, main - 16" or 406,40 mm; Tynex; .018/500 grit; 7 SR; rotary	Model: CAPTOR 4800, 4800B	REF 100SG3247
Scrubber brush, main - 16" or 406,40 mm; Tynex; .022/120 grit; 8 SR; rotary	Model: CAPTOR 4800, 4800B	REF 100SG3251
Scrubber brush, main - 16" or 406,40 mm; Tynex; .035/180 grit; 7 SR; rotary	Model: CAPTOR 4800, 4800B	REF 100SG3252
Scrubber brush, main - 16" or 406,40 mm; Tynex; .050/80 grit; 7 SR; rotary	Model: CAPTOR 4800, 4800B	REF 100SG3246
Scrubber brush, main - 16" or 406,40 mm; Tynex; .070/46 grit; 8 SR; rotary	Model: CAPTOR 4800, 4800B	REF 100SG3245
Scrubber brush, main - 16" or 406,40 mm; Union mix; rotary	Model: CAPTOR 4800, 4800B	REF 100SG3250



VACUUM MOTOR

Motor, vacuum - 36 VDC; 550 W; with capacitor	Model: CAPTOR 4800B	REF 100SG1543
---	----------------------------	--------------------------------------

used for: **ADVANCE-NILFISK** series: **CAPTOR 5400**



FILTER

Filter element, air filter	Model: CAPTOR 5400	REF 101SG2398
----------------------------	---------------------------	--------------------------------------



HOSE

Hose, vacuum	Model: CAPTOR 5400, 5400B	REF 100SG1548
--------------	----------------------------------	--------------------------------------



MOTOR

Motor, curb broom - 12 VDC	Model: CAPTOR 5400	REF 101SG2396
----------------------------	---------------------------	--------------------------------------



SQUEEGEE

Blade, squeegee inner - rear; fabric	Model: CAPTOR 5400, 5400B	REF 100SG1546
Blade, squeegee outer - rear; fabric	Model: CAPTOR 5400, 5400B	REF 100SG1547
Blade, squeegee rear - dump door	Model: CAPTOR 5400, 5400B	REF 100SG1544
Blade, squeegee side - hopper; fabric	Model: CAPTOR 5400, 5400B	REF 100SG1545
Squeegee assembly, rear	Model: CAPTOR 5400, 5400B	REF 100SG1566
Squeegee assembly, rear - neoprene	Model: CAPTOR 5400, 5400B	REF 100SG1567
Squeegee assembly, rear - red gum	Model: CAPTOR 5400, 5400B	REF 100SG1552
Squeegee assembly, rear - polyurethane	Model: CAPTOR 5400, 5400B	REF 100SG1568
Squeegee assembly, side - neoprene	Model: CAPTOR 5400, 5400B	REF 100SG1565
Squeegee assembly, side - red gum	Model: CAPTOR 5400, 5400B	REF 100SG1559



SWEEPER/BRUSH

Scrubber brush, main - 13" or 330,20 mm; polyurethane; .022; 6 SR; rotary	Model: CAPTOR 5400, 5400B	REF 100SG3257
Scrubber brush, main - 13" or 330,20 mm; polyurethane; .028; 6 SR; rotary	Model: CAPTOR 5400, 5400B	REF 100SG3256
Scrubber brush, main - 13" or 330,20 mm; Tynex; .018/500 grit; 6 SR; rotary	Model: CAPTOR 5400, 5400B	REF 100SG3255
Scrubber brush, main - 13" or 330,20 mm; Tynex; .022/120 grit; 6 SR; rotary	Model: CAPTOR 5400, 5400B	REF 100SG3259
Scrubber brush, main - 13" or 330,20 mm; Tynex; .035/180 grit; 6 SR; rotary	Model: CAPTOR 5400, 5400B	REF 100SG3260
Scrubber brush, main - 13" or 330,20 mm; Tynex; .050/80 grit; 6 SR; rotary	Model: CAPTOR 5400, 5400B	REF 100SG3254
Scrubber brush, main - 13" or 330,20 mm; Tynex; .070/46 grit; 6 SR; rotary	Model: CAPTOR 5400, 5400B	REF 100SG3253
Scrubber brush, main - 13" or 330,20 mm; Union mix; 5 SR; rotary	Model: CAPTOR 5400, 5400B	REF 100SG3258

used for: **ADVANCE-NILFISK** series: **CAPTOR 5400**

used for: **ADVANCE-NILFISK** series: **CONDOR 4030**


FILTER

Filter element, air filter - total height: 25 mm	Model: CONDOR 4030	REF 101SG2391
--	---------------------------	--------------------------------------



HOSE

Hose, squeegee	Model: CONDOR 4030	REF 100SG1628
Hose, vacuum	Model: CONDOR 4030	REF 100SG1622



MOTOR

Motor, main broom - 36 VDC; 30 A; 2200 RPM; cylindrical	Model: CONDOR 4030	REF 100SG1629
---	---------------------------	--------------------------------------



SQUEEGEE

Blade kit, squeegee - 40" or 1016,00 mm; gum rubber; red	Model: CONDOR 4030	REF 100SG1638
Blade kit, squeegee - 40" or 1016,00 mm; gum rubber; tan	Model: CONDOR 4030	REF 100SG1637
Blade kit, squeegee - 45" or 1143,00 mm; gum rubber; red	Model: CONDOR 4030	REF 100SG1636
Blade kit, squeegee - 45" or 1143,00 mm; gum rubber; tan	Model: CONDOR 4030	REF 100SG1635
Blade kit, squeegee - 48" or 1219,20 mm; gum rubber; red	Model: CONDOR 4030	REF 100SG1640
Blade kit, squeegee - 48" or 1219,20 mm; gum rubber; tan	Model: CONDOR 4030	REF 100SG1639



SWEEPER/BRUSH

Sweeper brush, curb - 10" or 254,00 mm; polypropylene; 3 SR; optional	Model: CONDOR 4030	REF 100SG1616
Sweeper brush, main - 38" or 965,20 mm; hard nylon; 24 SR	Model: CONDOR 4030	REF 100SG1618
Sweeper brush, main - 38" or 965,20 mm; soft nylon; 18 SR	Model: CONDOR 4030	REF 100SG1617
Sweeper brush, main - 38" or 965,20 mm; Tynex; 18 SR; 180 grit	Model: CONDOR 4030	REF 100SG1619
Sweeper brush, main - 40" or 1016,00 mm; 18 SR; 80 grit	Model: CONDOR 4030	REF 100SG1620
Sweeper brush, main - 40" or 1016,00 mm; polypropylene; 18 SR	Model: CONDOR 4030	REF 100SG1621
Sweeper brush, main - 45" or 1143,00 mm; 18 SR; 180 grit	Model: CONDOR 4030	REF 100SG1632
Sweeper brush, main - 45" or 1143,00 mm; 18 SR; 80 grit	Model: CONDOR 4030	REF 100SG1633
Sweeper brush, main - 45" or 1143,00 mm; hard nylon; 18 SR	Model: CONDOR 4030	REF 100SG1631
Sweeper brush, main - 45" or 1143,00 mm; polypropylene; 18 SR	Model: CONDOR 4030	REF 100SG1634
Sweeper brush, main - 45" or 1143,00 mm; soft nylon; 18 SR	Model: CONDOR 4030	REF 100SG1630
Sweeper brush, main - 48" or 1219,20 mm; 18 SR; 80 grit	Model: CONDOR 4030	REF 100SG1626
Sweeper brush, main - 48" or 1219,20 mm; hard nylon; 18 SR	Model: CONDOR 4030	REF 100SG1624
Sweeper brush, main - 48" or 1219,20 mm; soft nylon; 18 SR	Model: CONDOR 4030	REF 100SG1623
Sweeper brush, main - 48" or 1219,20 mm; Tynex; 18 SR; 180 grit	Model: CONDOR 4030	REF 100SG1625



VACUUM MOTOR

Motor, vacuum - 36 VDC; 550 W; with capacitor	Model: CONDOR 4030	REF 100SG1543
---	---------------------------	--------------------------------------

used for: **ADVANCE-NILFISK** series: **CONDOR 4530**



FILTER

Filter element, air filter - total height: 25 mm	Model: CONDOR 4530	REF 101SG2391
--	---------------------------	--------------------------------------



HOSE

Hose, squeegee	Model: CONDOR 4530	REF 100SG1628
Hose, vacuum	Model: CONDOR 4530	REF 100SG1622



MOTOR

Motor, main broom - 36 VDC; 30 A; 2200 RPM; cylindrical	Model: CONDOR 4530	REF 100SG1629
---	---------------------------	--------------------------------------



SQUEEGEE

Blade kit, squeegee - 40" or 1016,00 mm; gum rubber; red	Model: CONDOR 4530	REF 100SG1638
Blade kit, squeegee - 40" or 1016,00 mm; gum rubber; tan	Model: CONDOR 4530	REF 100SG1637
Blade kit, squeegee - 45" or 1143,00 mm; gum rubber; red	Model: CONDOR 4530	REF 100SG1636
Blade kit, squeegee - 45" or 1143,00 mm; gum rubber; tan	Model: CONDOR 4530	REF 100SG1635
Blade kit, squeegee - 48" or 1219,20 mm; gum rubber; red	Model: CONDOR 4530	REF 100SG1640
Blade kit, squeegee - 48" or 1219,20 mm; gum rubber; tan	Model: CONDOR 4530	REF 100SG1639



SWEEPER/BRUSH

Sweeper brush, curb - 10" or 254,00 mm; polypropylene; 3 SR; optional	Model: CONDOR 4530	REF 100SG1616
Sweeper brush, main - 38" or 965,20 mm; hard nylon; 24 SR	Model: CONDOR 4530	REF 100SG1618
Sweeper brush, main - 38" or 965,20 mm; soft nylon; 18 SR	Model: CONDOR 4530	REF 100SG1617
Sweeper brush, main - 38" or 965,20 mm; Tynex; 18 SR; 180 grit	Model: CONDOR 4530	REF 100SG1619
Sweeper brush, main - 40" or 1016,00 mm; 18 SR; 80 grit	Model: CONDOR 4530	REF 100SG1620
Sweeper brush, main - 40" or 1016,00 mm; polypropylene; 18 SR	Model: CONDOR 4530	REF 100SG1621
Sweeper brush, main - 45" or 1143,00 mm; 18 SR; 180 grit	Model: CONDOR 4530	REF 100SG1632
Sweeper brush, main - 45" or 1143,00 mm; 18 SR; 80 grit	Model: CONDOR 4530	REF 100SG1633
Sweeper brush, main - 45" or 1143,00 mm; hard nylon; 18 SR	Model: CONDOR 4530	REF 100SG1631
Sweeper brush, main - 45" or 1143,00 mm; polypropylene; 18 SR	Model: CONDOR 4530	REF 100SG1634
Sweeper brush, main - 45" or 1143,00 mm; soft nylon; 18 SR	Model: CONDOR 4530	REF 100SG1630
Sweeper brush, main - 48" or 1219,20 mm; 18 SR; 80 grit	Model: CONDOR 4530	REF 100SG1626
Sweeper brush, main - 48" or 1219,20 mm; hard nylon; 18 SR	Model: CONDOR 4530	REF 100SG1624
Sweeper brush, main - 48" or 1219,20 mm; soft nylon; 18 SR	Model: CONDOR 4530	REF 100SG1623
Sweeper brush, main - 48" or 1219,20 mm; Tynex; 18 SR; 180 grit	Model: CONDOR 4530	REF 100SG1625



VACUUM MOTOR

Motor, vacuum - 36 VDC; 550 W; with capacitor	Model: CONDOR 4530	REF 100SG1543
---	---------------------------	--------------------------------------

used for: **ADVANCE-NILFISK** series: **CONDOR 4530**

used for: **ADVANCE-NILFISK** series: **CONDOR 4830**


FILTER

Filter element, air filter - total height: 25 mm	Model: CONDOR 4830	REF 101SG2391
--	---------------------------	--------------------------------------



HOSE

Hose, squeegee	Model: CONDOR 4830	REF 100SG1628
Hose, vacuum	Model: CONDOR 4830	REF 100SG1622



MOTOR

Motor, main broom - 36 VDC; 30 A; 2200 RPM; cylindrical	Model: CONDOR 4830	REF 100SG1629
---	---------------------------	--------------------------------------



SQUEEGEE

Blade kit, squeegee - 40" or 1016,00 mm; gum rubber; red	Model: CONDOR 4830	REF 100SG1638
Blade kit, squeegee - 40" or 1016,00 mm; gum rubber; tan	Model: CONDOR 4830	REF 100SG1637
Blade kit, squeegee - 45" or 1143,00 mm; gum rubber; red	Model: CONDOR 4830	REF 100SG1636
Blade kit, squeegee - 45" or 1143,00 mm; gum rubber; tan	Model: CONDOR 4830	REF 100SG1635
Blade kit, squeegee - 48" or 1219,20 mm; gum rubber; red	Model: CONDOR 4830	REF 100SG1640
Blade kit, squeegee - 48" or 1219,20 mm; gum rubber; tan	Model: CONDOR 4830	REF 100SG1639



SWEEPER/BRUSH

Sweeper brush, curb - 10" or 254,00 mm; polypropylene; 3 SR; optional	Model: CONDOR 4830	REF 100SG1616
Sweeper brush, main - 38" or 965,20 mm; hard nylon; 24 SR	Model: CONDOR 4830	REF 100SG1618
Sweeper brush, main - 38" or 965,20 mm; soft nylon; 18 SR	Model: CONDOR 4830	REF 100SG1617
Sweeper brush, main - 38" or 965,20 mm; Tynex; 18 SR; 180 grit	Model: CONDOR 4830	REF 100SG1619
Sweeper brush, main - 40" or 1016,00 mm; 18 SR; 80 grit	Model: CONDOR 4830	REF 100SG1620
Sweeper brush, main - 40" or 1016,00 mm; polypropylene; 18 SR	Model: CONDOR 4830	REF 100SG1621
Sweeper brush, main - 45" or 1143,00 mm; 18 SR; 180 grit	Model: CONDOR 4830	REF 100SG1632
Sweeper brush, main - 45" or 1143,00 mm; 18 SR; 80 grit	Model: CONDOR 4830	REF 100SG1633
Sweeper brush, main - 45" or 1143,00 mm; hard nylon; 18 SR	Model: CONDOR 4830	REF 100SG1631
Sweeper brush, main - 45" or 1143,00 mm; polypropylene; 18 SR	Model: CONDOR 4830	REF 100SG1634
Sweeper brush, main - 45" or 1143,00 mm; soft nylon; 18 SR	Model: CONDOR 4830	REF 100SG1630
Sweeper brush, main - 48" or 1219,20 mm; 18 SR; 80 grit	Model: CONDOR 4830	REF 100SG1626
Sweeper brush, main - 48" or 1219,20 mm; hard nylon; 18 SR	Model: CONDOR 4830	REF 100SG1624
Sweeper brush, main - 48" or 1219,20 mm; soft nylon; 18 SR	Model: CONDOR 4830	REF 100SG1623
Sweeper brush, main - 48" or 1219,20 mm; Tynex; 18 SR; 180 grit	Model: CONDOR 4830	REF 100SG1625



VACUUM MOTOR

Motor, vacuum - 36 VDC; 550 W; with capacitor	Model: CONDOR 4830	REF 100SG1543
---	---------------------------	--------------------------------------

used for: **ADVANCE-NILFISK** series: **EXTERRA SR1900**



FILTER

Filter assembly, fuel	Model: EXTERRA SR1900	REF 100SG1583
Filter assembly, hydraulic - 3 cylinder engine	Model: EXTERRA SR1900	REF 100SG1691
Filter assembly, hydraulic - 4 cylinder engine	Model: EXTERRA SR1900	REF 100SG1704
Filter assembly, LPG	Model: EXTERRA SR1900	REF 100SG1582
Filter element, dust filter – panel type; ultra-web cellulose	Model: EXTERRA SR1900	REF 100SG3027
Filter element, dust filter - synthetic	Model: EXTERRA SR1900	REF 100SG3028
Filter element, engine oil filter	Model: EXTERRA SR1900	REF 100SG1581
Filter element, engine oil filter; fuel type; LPG	Model: EXTERRA SR1900	REF 100SG1705
Filter element, hydraulic filter; fuel type; gasoline/LPG	Model: EXTERRA SR1900	REF 100SG1646
Filter element, inner air filter - height: 260,00 mm	Model: EXTERRA SR1900	REF 100SG1678
Filter element, inner air filter - height: 288,00 mm	Model: EXTERRA SR1900	REF 100SG3026
Filter element, outer air filter - height: 270,00 mm	Model: EXTERRA SR1900	REF 100SG1679
Filter element, outer air filter - height: 292,00 mm	Model: EXTERRA SR1900	REF 100SG3025



MOTOR

Motor, main broom - hydraulic; Danfoss	Model: EXTERRA SR1900	REF 100SG1703
--	------------------------------	--------------------------------------



SWEEPER/BRUSH

Sweeper brush, curb - 17" or 431,80 mm; polypropylene; 3 SR	Model: EXTERRA SR1900	REF 100SG1699
Sweeper brush, curb - iron wire	Model: EXTERRA SR1900	REF 100SG1701
Sweeper brush, curb - nylon	Model: EXTERRA SR1900	REF 100SG1700
Sweeper brush, main - 50" or 1270,00 mm; nylon; 8 DR	Model: EXTERRA SR1900	REF 100SG1697
Sweeper brush, main - 50" or 1270,00 mm; proex; 8 DR	Model: EXTERRA SR1900	REF 100SG1698
Sweeper brush, main - 50" or 1270,00 mm; proex-iron wire; 8 DR; herringbone	Model: EXTERRA SR1900	REF 100SG1692
Sweeper brush, main - proex; 12 DR	Model: EXTERRA SR1900	REF 100SG1693
Sweeper brush, main - proex-iron wire; 12 DR	Model: EXTERRA SR1900	REF 100SG1694
Sweeper brush, main - stiff proex; 8 DR	Model: EXTERRA SR1900	REF 100SG1695
Sweeper brush, main - stiff proex-iron wire; 12 DR	Model: EXTERRA SR1900	REF 100SG1696

used for: **ADVANCE-NILFISK** series: **EXTERRA SR1900**

used for: **ADVANCE-NILFISK** series: **HYDRO-RETRIEVER 2042**


FILTER

Filter element, dust filter - pre-sweep; optional	Model: HYDRO-RETRIEVER 2042, 2042C	REF 100SG1599
---	---	--------------------------------------



HOSE

Hose, squeegee	Model: HYDRO-RETRIEVER 2042, 2042C	REF 100SG1591
Hose, vacuum - date: till 01/02/2003	Model: HYDRO-RETRIEVER 2042, 2042C	REF 100SG1585
Hose, vacuum - date: till 31/01/2003	Model: HYDRO-RETRIEVER 2042, 2042C	REF 100SG1584



MOTOR

Motor, main broom - 36 VDC; 26 A; 1500 RPM; 1 HP; cylindrical	Model: HYDRO-RETRIEVER 2042, 2042C	REF 100SG1613
Motor, scrub brush - 36 VDC; 77 A; 3600 RPM; 3 HP	Model: HYDRO-RETRIEVER 2042, 2042C	REF 100SG1600



SQUEEGEE

Blade kit, squeegee - neoprene; oil-resistant; optional	Model: HYDRO-RETRIEVER 2042, 2042C	REF 100SG1594
Blade kit, squeegee - standard; gum rubber	Model: HYDRO-RETRIEVER 2042, 2042C	REF 100SG1593
Blade, squeegee front - red gum	Model: HYDRO-RETRIEVER 2042, 2042C	REF 100SG1615
Blade, squeegee front - neoprene; optional; oil-resistant	Model: HYDRO-RETRIEVER 2042, 2042C	REF 100SG1590
Blade, squeegee front - standard	Model: HYDRO-RETRIEVER 2042, 2042C	REF 100SG1596
Blade, squeegee rear - red gum	Model: HYDRO-RETRIEVER 2042, 2042C	REF 100SG1614
Blade, squeegee rear - neoprene; oil-resistant; optional	Model: HYDRO-RETRIEVER 2042, 2042C	REF 100SG1595
Blade, squeegee rear - standard; rubber	Model: HYDRO-RETRIEVER 2042, 2042C	REF 100SG1589
Blade, squeegee side - LH; rubber	Model: HYDRO-RETRIEVER 2042, 2042C	REF 100SG1588
Blade, squeegee side - rotary brush	Model: HYDRO-RETRIEVER 2042, 2042C	REF 100SG1586
Blade, squeegee side - rubber; rotary brush	Model: HYDRO-RETRIEVER 2042, 2042C	REF 100SG1587
Blade, squeegee side - polyurethane; oil-resistant; optional	Model: HYDRO-RETRIEVER 2042, 2042C	REF 100SG1598



SWEEPER/BRUSH

Sweeper brush, curb - 10" or 254,00 mm; polypropylene; 3 SR; optional; pre-sweep	Model: HYDRO-RETRIEVER 2042, 2042C	REF 100SG1670
Sweeper brush, curb - 6" or 152,40 mm; polypropylene; 2 SR; optional; pre-sweep	Model: HYDRO-RETRIEVER 2042, 2042C	REF 100SG1673
Sweeper brush, main - 37" or 939,80 mm; abrasive nylon 1.5; 46 grit; 12 SR	Model: HYDRO-RETRIEVER 2042, 2042C	REF 100SG1612
Sweeper brush, main - 37" or 939,80 mm; hard nylon; 16 SR	Model: HYDRO-RETRIEVER 2042, 2042C	REF 100SG1609
Sweeper brush, main - 37" or 939,80 mm; polypropylene; 16 SR	Model: HYDRO-RETRIEVER 2042, 2042C	REF 100SG1607
Sweeper brush, main - 37" or 939,80 mm; soft nylon; 16 SR	Model: HYDRO-RETRIEVER 2042, 2042C	REF 100SG1608
Sweeper brush, main - 37" or 939,80 mm; Tynex; 14 SR; 180 grit	Model: HYDRO-RETRIEVER 2042, 2042C	REF 100SG1610
Sweeper brush, main - 42" or 1066,80 mm; 180 grit	Model: HYDRO-RETRIEVER 2042, 2042C	REF 100SG1604
Sweeper brush, main - 42" or 1066,80 mm; 46 grit	Model: HYDRO-RETRIEVER 2042, 2042C	REF 100SG1606
Sweeper brush, main - 42" or 1066,80 mm; 80 grit	Model: HYDRO-RETRIEVER 2042, 2042C	REF 100SG1605
Sweeper brush, main - 42" or 1066,80 mm; hard nylon	Model: HYDRO-RETRIEVER 2042, 2042C	REF 100SG1603
Sweeper brush, main - 42" or 1066,80 mm; polypropylene; 12 SR	Model: HYDRO-RETRIEVER 2042, 2042C	REF 100SG1601
Sweeper brush, main - 42" or 1066,80 mm; soft nylon	Model: HYDRO-RETRIEVER 2042, 2042C	REF 100SG1602
Sweeper brush, main - optional; pre-sweep	Model: HYDRO-RETRIEVER 2042, 2042C	REF 100SG1690
Sweeper brush, main - abrasive nylon 1.2; 80 grit	Model: HYDRO-RETRIEVER 2042, 2042C	REF 100SG1611



VACUUM MOTOR

Motor, vacuum - 36 VDC; 550 W; with capacitor	Model: HYDRO-RETRIEVER 2042, 2042C	REF 100SG1543
---	---	--------------------------------------

used for: **ADVANCE-NILFISK** series: **HYDRO-RETRIEVER 2052**



FILTER

Filter element, engine oil filter - fuel type: gasoline/LPG	Model: HYDRO-RETRIEVER 2052	REF 100SG1706
Filter element, hydraulic filter - fuel type: LPG	Model: HYDRO-RETRIEVER 2052	REF 100SG1681
Filter element, inner air filter - fuel type: gasoline/LPG	Model: HYDRO-RETRIEVER 2052	REF 100SG1676
Filter element, outer air filter - fuel type: gasoline/LPG	Model: HYDRO-RETRIEVER 2052	REF 100SG1675



HOSE

Hose, vacuum - fuel type: LPG	Model: HYDRO-RETRIEVER 2052	REF 100SG1652
Hose, vacuum - squeegee; fuel type: electric	Model: HYDRO-RETRIEVER 2052B	REF 100SG1666



MOTOR

Motor, main broom - 36 VDC; 1 HP; fuel type: electric	Model: HYDRO-RETRIEVER 2052B	REF 100SG1651
Motor, main broom - hydraulic; fuel type: gasoline/LPG	Model: HYDRO-RETRIEVER 2052	REF 100SG1677
Motor, scrub brush - 36 VDC; 77 A; 3600 RPM; 3 HP	Model: HYDRO-RETRIEVER 2052B	REF 100SG1600
Motor, scrub brush - hydraulic; fuel type: gasoline/LPG	Model: HYDRO-RETRIEVER 2052	REF 100SG1677



SQUEEGEE

Blade, squeegee front - LH; backup	Model: HYDRO-RETRIEVER 2052, 2052B	REF 100SG1659
Blade, squeegee front - RH; backup	Model: HYDRO-RETRIEVER 2052, 2052B	REF 100SG1658
Blade, squeegee front - RH; door	Model: HYDRO-RETRIEVER 2052, 2052B	REF 100SG1660
Blade, squeegee front - from sn 1321040	Model: HYDRO-RETRIEVER 2052, 2052B	REF 100SG1667
Blade, squeegee front - from sn 1321039	Model: HYDRO-RETRIEVER 2052, 2052B	REF 100SG1665
Blade, squeegee rear - backing - from sn 1321040	Model: HYDRO-RETRIEVER 2052, 2052B	REF 100SG1669
Blade, squeegee rear - neoprene- from sn 1321039	Model: HYDRO-RETRIEVER 2052, 2052B	REF 100SG1664
Blade, squeegee rear - rubber- from sn 1321039	Model: HYDRO-RETRIEVER 2052, 2052B	REF 100SG1650
Blade, squeegee rear - from sn 1321040	Model: HYDRO-RETRIEVER 2052, 2052B	REF 100SG1668
Blade, squeegee side - LH; gum rubber	Model: HYDRO-RETRIEVER 2052, 2052B	REF 100SG1657
Blade, squeegee side - RH; gum rubber	Model: HYDRO-RETRIEVER 2052, 2052B	REF 100SG1656
Squeegee assembly - sn up to 1312262	Model: HYDRO-RETRIEVER 2052	REF 100SG1655
Squeegee assembly - from sn 1312263	Model: HYDRO-RETRIEVER 2052	REF 100SG1661



SWEEPER/BRUSH

Sweeper brush, curb - 10" or 254,00 mm; polypropylene; 2 SR	Model: HYDRO-RETRIEVER 2052, 2052B	REF 100SG1672
Sweeper brush, main - 36" or 914,40 mm; polypropylene; 6 DR	Model: HYDRO-RETRIEVER 2052, 2052B	REF 100SG1682



VACUUM MOTOR

Motor, vacuum - 42 VAC; 360 W; heavy-duty	Model: HYDRO-RETRIEVER 2052, 2052B	REF 100SG1649
---	---	--------------------------------------

used for: **ADVANCE-NILFISK** series: **HYDRO-RETRIEVER 2052**

used for: **ADVANCE-NILFISK** series: **HYDRO-RETRIEVER 3800**


FILTER

Filter element, dust filter - pre-sweep; optional	Model: HYDRO-RETRIEVER 3800	REF 100SG1599
---	------------------------------------	--------------------------------------



HOSE

Hose, squeegee	Model: HYDRO-RETRIEVER 3800	REF 100SG1591
Hose, vacuum - date: till 01/02/2003	Model: HYDRO-RETRIEVER 3800	REF 100SG1585
Hose, vacuum - date: till 31/01/2003	Model: HYDRO-RETRIEVER 3800	REF 100SG1584
Hose, vacuum - motor	Model: HYDRO-RETRIEVER 3800	REF 100SG1592



MOTOR

Motor, main broom - 36 VDC; 26 A; 1500 RPM; 1 HP; cylindrical	Model: HYDRO-RETRIEVER 3800	REF 100SG1613
Motor, scrub brush - 36 VDC; 77 A; 3600 RPM; 3 HP	Model: HYDRO-RETRIEVER 3800	REF 100SG1600



SQUEEGEE

Blade kit, squeegee - neoprene; oil-resistant; optional	Model: HYDRO-RETRIEVER 3800	REF 100SG1594
Blade kit, squeegee - standard; gum rubber	Model: HYDRO-RETRIEVER 3800	REF 100SG1593
Blade, squeegee front - red gum	Model: HYDRO-RETRIEVER 3800	REF 100SG1615
Blade, squeegee front - neoprene; optional; oil-resistant	Model: HYDRO-RETRIEVER 3800	REF 100SG1590
Blade, squeegee front - standard	Model: HYDRO-RETRIEVER 3800	REF 100SG1596
Blade, squeegee rear - red gum	Model: HYDRO-RETRIEVER 3800	REF 100SG1614
Blade, squeegee rear - neoprene; oil-resistant; optional	Model: HYDRO-RETRIEVER 3800	REF 100SG1595
Blade, squeegee rear - standard; rubber	Model: HYDRO-RETRIEVER 3800	REF 100SG1589
Blade, squeegee side - LH; rubber	Model: HYDRO-RETRIEVER 3800	REF 100SG1588
Blade, squeegee side - rotary brush	Model: HYDRO-RETRIEVER 3800	REF 100SG1586
Blade, squeegee side - rubber; rotary brush	Model: HYDRO-RETRIEVER 3800	REF 100SG1587
Blade, squeegee side - polyurethane; oil-resistant; optional	Model: HYDRO-RETRIEVER 3800	REF 100SG1598



SWEEPER/BRUSH

Sweeper brush, curb - 10" or 254,00 mm; polypropylene; 3 SR; optional; pre-sweep	Model: HYDRO-RETRIEVER 3800	REF 100SG1670
Sweeper brush, curb - 6" or 152,40 mm; polypropylene; 2 SR; optional; pre-sweep	Model: HYDRO-RETRIEVER 3800	REF 100SG1673
Sweeper brush, main - 37" or 939,80 mm; abrasive nylon 1.5; 46 grit; 12 SR	Model: HYDRO-RETRIEVER 3800	REF 100SG1612
Sweeper brush, main - 37" or 939,80 mm; hard nylon; 16 SR	Model: HYDRO-RETRIEVER 3800	REF 100SG1609
Sweeper brush, main - 37" or 939,80 mm; polypropylene; 16 SR	Model: HYDRO-RETRIEVER 3800	REF 100SG1607
Sweeper brush, main - 37" or 939,80 mm; soft nylon; 14 SR	Model: HYDRO-RETRIEVER 3800	REF 100SG1608
Sweeper brush, main - 37" or 939,80 mm; Tynex; 14 SR; 180 grit	Model: HYDRO-RETRIEVER 3800	REF 100SG1610
Sweeper brush, main - 42" or 1066,80 mm; 180 grit	Model: HYDRO-RETRIEVER 3800	REF 100SG1604
Sweeper brush, main - 42" or 1066,80 mm; 46 grit	Model: HYDRO-RETRIEVER 3800	REF 100SG1606
Sweeper brush, main - 42" or 1066,80 mm; 80 grit	Model: HYDRO-RETRIEVER 3800	REF 100SG1605
Sweeper brush, main - 42" or 1066,80 mm; hard nylon	Model: HYDRO-RETRIEVER 3800	REF 100SG1603
Sweeper brush, main - 42" or 1066,80 mm; polypropylene; 12 SR	Model: HYDRO-RETRIEVER 3800	REF 100SG1601
Sweeper brush, main - 42" or 1066,80 mm; soft nylon	Model: HYDRO-RETRIEVER 3800	REF 100SG1602
Sweeper brush, main - optional; pre-sweep	Model: HYDRO-RETRIEVER 3800	REF 100SG1690
Sweeper brush, main - abrasive nylon 1.2; 80 grit	Model: HYDRO-RETRIEVER 3800	REF 100SG1611



VACUUM MOTOR

Motor, vacuum - 36 VDC; 550 W	Model: HYDRO-RETRIEVER 3800	REF 100SG1597
Motor, vacuum - 36 VDC; 550 W; with capacitor	Model: HYDRO-RETRIEVER 3800	REF 100SG1543

used for: **ADVANCE-NILFISK** series: **PROTERRA**



FILTER

Filter element, air filter	Model: PROTERRA	REF 100SG1569
Filter element, dust filter – panel type; ultra-web cellulose	Model: PROTERRA	REF 100SG3027
Filter element, dust filter - synthetic	Model: PROTERRA	REF 100SG3028
Filter element, engine oil filter	Model: PROTERRA	REF 100SG1573
Filter element, hydraulic filter	Model: PROTERRA	REF 100SG1570



MOTOR


Motor, main broom - hydraulic; M+S hydraulic	Model: PROTERRA	REF 100SG1578
--	------------------------	--------------------------------------



SWEEPER/BRUSH

Sweeper brush, curb - 10" or 254,00 mm; nylon; 2 SR	Model: PROTERRA	REF 100SG1580
Sweeper brush, curb - 10" or 254,00 mm; polypropylene; 2 SR	Model: PROTERRA	REF 100SG1572
Sweeper brush, curb - 10" or 254,00 mm; polypropylene-iron wire; 2 SR	Model: PROTERRA	REF 100SG1579
Sweeper brush, main - 35" or 889,00 mm; nylon; 6 DR; spiral	Model: PROTERRA	REF 100SG1574
Sweeper brush, main - 35" or 889,00 mm; polypropylene-iron wire; 6 DR; spiral	Model: PROTERRA	REF 100SG1576
Sweeper brush, main - 35" or 889,00 mm; polypropylene-nylon; 6 DR	Model: PROTERRA	REF 100SG1575
Scrubber brush, main - 35" or 889,00 mm; Union mix; 6 DR; spiral	Model: PROTERRA	REF 100SG1577

used for: **ADVANCE-NILFISK** series: **PROTERRA**

used for: **ADVANCE-NILFISK** series: **RETRIEVER 6250**


FILTER

Filter assembly, LPG	Model: RETRIEVER 6250	REF 100SG1648
Filter element, dust filter; fuel type: gasoline/LPG	Model: RETRIEVER 6250	REF 100SG1680
Filter element, engine oil filter; fuel type: gasoline/LPG	Model: RETRIEVER 6250	REF 100SG1671
Filter element, hydraulic filter; fuel type; gasoline/LPG	Model: RETRIEVER 6250	REF 100SG1646
Filter element, inner air filter	Model: RETRIEVER 6250	REF 100SG1678
Filter element, outer air filter - height: 270,00 mm	Model: RETRIEVER 6250	REF 100SG1679



MOTOR

Motor, main broom - hydraulic; fuel type: gasoline/LPG	Model: RETRIEVER 6250	REF 100SG1645
--	------------------------------	--------------------------------------



SQUEEGEE

Blade, squeegee front - dump door	Model: RETRIEVER 6250	REF 100SG1641
Blade, squeegee front - dump door shield	Model: RETRIEVER 6250	REF 100SG1647



SWEEPER/BRUSH

Sweeper brush, curb - 13" or 330,20 mm; iron wire; 2 SR	Model: RETRIEVER 6250	REF 100SG1643
Sweeper brush, curb - 13" or 330,20 mm; nylon; 3 SR	Model: RETRIEVER 6250	REF 100SG1642
Sweeper brush, curb - 13" or 330,20 mm; polypropylene; 2 SR	Model: RETRIEVER 6250	REF 100SG1674
Sweeper brush, main - 45" or 1143,00 mm; proex; 12 DR	Model: RETRIEVER 6250	REF 100SG1686
Sweeper brush, main - 45" or 1143,00 mm; proex; 8 DR	Model: RETRIEVER 6250	REF 100SG1688
Sweeper brush, main - 45" or 1143,00 mm; proex-iron wire; 12 DR	Model: RETRIEVER 6250	REF 100SG1684
Sweeper brush, main - 45" or 1143,00 mm; proex-iron wire; 8 DR	Model: RETRIEVER 6250	REF 100SG1689
Sweeper brush, main - 45" or 1143,00 mm; stiff nylon; 8 DR	Model: RETRIEVER 6250	REF 100SG1687
Sweeper brush, main - 45" or 1143,00 mm; stiff proex; 8 DR	Model: RETRIEVER 6250	REF 100SG1683
Sweeper brush, main - 45" or 1143,00 mm; stiff proex-iron wire; 8 DR	Model: RETRIEVER 6250	REF 100SG1685

used for: **ADVANCE-NILFISK** series: **TERRA 4300**

used for: **ADVANCE-NILFISK** series: **TERRA 4300**



FILTER

Filter element, dust filter - panel type; paper	Model: TERRA 4300	REF 101SG2392
Filter element, air filter - polyester	Model: TERRA 4300	REF 101SG2393



HOSE

Hose, solution - tank drain	Model: TERRA 4300, 4300B	REF 100SG1560
Hose, vacuum	Model: TERRA 4300, 4300B	REF 100SG1548



MOTOR

Motor, curb broom RH - 24 VDC; 60 W; dx	Model: TERRA 4300	REF 101SG2394
Motor, main broom - kit; 24 VDC. 500 W	Model: TERRA 4300	REF 101SG2395



SQUEEGEE

Blade, squeegee inner - rear; fabric	Model: TERRA 4300, 4300B	REF 100SG1546
Blade, squeegee outer - rear; fabric	Model: TERRA 4300, 4300B	REF 100SG1547
Blade, squeegee rear - dump door	Model: TERRA 4300, 4300B	REF 100SG1544
Blade, squeegee side - hopper; fabric	Model: TERRA 4300, 4300B	REF 100SG1545
Squeegee assembly - 43" or 1092,20 mm	Model: TERRA 4300, 4300B	REF 100SG1557
Squeegee assembly, rear - neoprene	Model: TERRA 4300, 4300B	REF 100SG1549
Squeegee assembly, rear - red gum	Model: TERRA 4300, 4300B	REF 100SG1550
Squeegee assembly, rear - polyurethane	Model: TERRA 4300, 4300B	REF 100SG1554
Squeegee assembly, side - red gum	Model: TERRA 4300, 4300B	REF 100SG1559



SWEEPER/BRUSH

Scrubber brush, main - 14" or 355,60 mm; .018/500 grit; rotary	Model: TERRA 4300, 4300B	REF 100SG3263
Scrubber brush, main - 14" or 355,60 mm; .022/120 grit; rotary	Model: TERRA 4300, 4300B	REF 100SG3267
Scrubber brush, main - 14" or 355,60 mm; .050/80 grit; 7 SR; rotary	Model: TERRA 4300, 4300B	REF 100SG3262
Scrubber brush, main - 14" or 355,60 mm; .070/46 grit; 6 SR; rotary	Model: TERRA 4300, 4300B	REF 100SG3261
Scrubber brush, main - 14" or 355,60 mm; polyurethane; .022; 7 SR; rotary	Model: TERRA 4300, 4300B	REF 100SG3265
Scrubber brush, main - 14" or 355,60 mm; polyurethane; .028; 6 SR; rotary	Model: TERRA 4300, 4300B	REF 100SG3264
Scrubber brush, main - 14" or 355,60 mm; Tynex; .035/180 grit; rotary	Model: TERRA 4300, 4300B	REF 100SG3268
Scrubber brush, main - 14" or 355,60 mm; Union mix; rotary	Model: TERRA 4300, 4300B	REF 100SG3266



VACUUM MOTOR

Motor, vacuum - 36 VDC; 550 W; with capacitor	Model: TERRA 4300B	REF 100SG1543
---	---------------------------	--------------------------------------



USED FOR
ALTO

used for: ALTO series: SCRUBTEC 343B

used for: **ALTO** series: **SCRUBTEC 343B**



FILTER

Filter element, air filter	Model: SCRUBTEC 343B	REF 100SG2385
----------------------------	-----------------------------	--------------------------------------



HOSE

Hose, vacuum - motor	Model: SCRUBTEC 343B	REF 100SG1708
Hose, vacuum - suction	Model: SCRUBTEC 343B	REF 100SG1707



MOTOR

Motor, scrub brush - 24 VDC; 520 W	Model: SCRUBTEC 343B	REF 101SG3448
------------------------------------	-----------------------------	--------------------------------------



SQUEEGEE

Squeegee assembly, front	Model: SCRUBTEC 343B	REF 100SG1711
Squeegee assembly, rear	Model: SCRUBTEC 343B	REF 100SG1712



SWEEPER/BRUSH

Scrubber brush, curb, main - 15" or 381,00 mm; polypropylene; 7 SR	Model: SCRUBTEC 343B	REF 100SG2388
--	-----------------------------	--------------------------------------



VACUUM MOTOR

Motor, vacuum - 24 VDC; 300 W	Model: SCRUBTEC 343B	REF 100SG1709
-------------------------------	-----------------------------	--------------------------------------



USED FOR
AMERICAN LINCOLN

used for: **AMERICAN LINCOLN** series: **7700**


FILTER

Filter element, air filter	Model: 7700	REF 101SG3449
----------------------------	--------------------	--------------------------------------



HOSE

Hose, squeegee	Model: 7700	REF 100SG3053
----------------	--------------------	--------------------------------------



MOTOR

Motor, main broom - hydraulic; driver; main brush	Model: 7700	REF 100SG3037
---	--------------------	--------------------------------------



SQUEEGEE

Blade, squeegee inner - narrow aisle	Model: 7700	REF 100SG3058
Blade, squeegee inner - wide aisle	Model: 7700	REF 100SG3060
Blade, squeegee outer - gum rubber	Model: 7700	REF 100SG3057
Blade, squeegee rear - rubber	Model: 7700	REF 100SG3059



SWEEPER/BRUSH

Scrubber brush, main - 17" or 431,80 mm; iron wire	Model: 7700	REF 100SG3043
Scrubber brush, main - 17" or 431,80 mm; medium nylon 0.030"; 7 SR	Model: 7700	REF 100SG3041
Scrubber brush, main - 17" or 431,80 mm; nylon impregnated with 46 grit 0.070"	Model: 7700	REF 100SG3044
Scrubber brush, main - 17" or 431,80 mm; soft nylon 0.012"	Model: 7700	REF 100SG3047
Scrubber brush, main - 17" or 431,80 mm; stiff polypropylene 0.040"	Model: 7700	REF 100SG3042
Sweeper brush, curb - 11" or 279,40 mm; iron wire; 2 SR	Model: 7700	REF 100SG3074
Sweeper brush, curb - 11" or 279,40 mm; nylon; 2 SR	Model: 7700	REF 100SG3336
Sweeper brush, curb - 11" or 279,40 mm; polypropylene; 2 SR	Model: 7700	REF 100SG3072
Sweeper brush, main - 50" or 1270,00 mm; heavy-duty natural fiber-iron wire; 24 SR	Model: 7700	REF 100SG3340
Sweeper brush, main - 50" or 1270,00 mm; heavy-duty nylon; 24 SR	Model: 7700	REF 100SG3339
Sweeper brush, main - 50" or 1270,00 mm; natural fiber-iron wire; 8 DR	Model: 7700	REF 100SG3510
Sweeper brush, main - 50" or 1270,00 mm; nylon; 8 DR	Model: 7700	REF 100SG3338
Sweeper brush, main - 50" or 1270,00 mm; polypropylene; 8 DR	Model: 7700	REF 100SG3341
Sweeper brush, main - 50" or 1270,00 mm; proex; 8 DR	Model: 7700	REF 100SG3073
Sweeper brush, main - 50" or 1270,00 mm; proex-iron wire; 8 DR	Model: 7700	REF 100SG3337

used for: **AMERICAN LINCOLN** series: **7760**



FILTER

Filter element, air filter - flame retardant; used for: Ford VSG-411/Ford VSG-413; fuel type: gasoline/LPG	Model: 7760	REF 100SG3083
Filter element, air filter - used for: Ford LRG 425; fuel type: gasoline/LPG	Model: 7760	REF 100SG3353
Filter element, fuel filter - height: 79,00 mm; used for: Mitsubishi S4Q2/Perkins 104.19; fuel type: diesel	Model: 7760	REF 100SG3270
Filter element, fuel filter - used for: Ford LRG 425 EFI; fuel type: gasoline/LPG	Model: 7760	REF 100SG3354
Filter element, fuel filter - used for: Mitsubishi S4Q2/Perkins 104.19; fuel type: diesel	Model: 7760	REF 100SG3286
Filter element, hydraulic filter	Model: 7760	REF 100SG3050
Filter element, solution intake filter	Model: 7760	REF 100SG3281



HOSE

Hose, drain - length: 1100,00 mm	Model: 7760	REF 100SG3290
Hose, drain - length: 56,5" or 1435,00 mm	Model: 7760	REF 100SG3291
Hose, vacuum	Model: 7760	REF 100SG3289
Hose, vacuum - squeegee	Model: 7760	REF 100SG3293
Hose, vacuum - swing squeegee	Model: 7760	REF 100SG3292
Hose, vacuum - wand	Model: 7760	REF 100SG3288



MOTOR

Motor, curb broom; hydraulic	Model: 7760	REF 100SG3360
Motor, main broom - hydraulic; driver; main brush	Model: 7760	REF 100SG3037
Motor, scrub brush - M+S hydraulic	Model: 7760	REF 100SG3031
Motor, shaker - 12 VDC; 6 A; 1600 RPM	Model: 7760	REF 100SG3356

SQUEEGEE

Blade, squeegee rear - rubber; inlet	Model: 7760	REF 100SG3317
Blade, squeegee rear - 53" or 1346,20 mm deck; rubber; outer	Model: 7760	REF 100SG3316
Blade, squeegee side - rubber	Model: 7760	REF 100SG3318



SWEEPER/BRUSH

Scrubber brush, main - 18" or 457,20 mm; iron wire	Model: 7760	REF 100SG3276
Scrubber brush, main - 18" or 457,20 mm; nylon; .028	Model: 7760	REF 100SG3278
Scrubber brush, main - 18" or 457,20 mm; nylon; .028; 7 SR; black	Model: 7760	REF 100SG3274
Scrubber brush, main - 18" or 457,20 mm; polypropylene; .035/180 grit; 8 SR	Model: 7760	REF 100SG3275
Scrubber brush, main - 18" or 457,20 mm; Tynex; .035/180 grit; 7 SR	Model: 7760	REF 100SG3279
Scrubber brush, main - 18" or 457,20 mm; Tynex; .070/46 grit; 8 SR	Model: 7760	REF 100SG3277
Sweeper brush, curb - 11" or 279,40 mm; nylon; 2 SR	Model: 7760	REF 100SG3336
Sweeper brush, curb - 11" or 279,40 mm; polypropylene; 2 SR	Model: 7760	REF 100SG3332
Sweeper brush, main - 50" or 1270,00 mm; heavy-duty natural fiber-iron wire; 24 SR	Model: 7760	REF 100SG3340
Sweeper brush, main - 50" or 1270,00 mm; heavy-duty nylon; 24 SR	Model: 7760	REF 100SG3339
Sweeper brush, main - 50" or 1270,00 mm; natural fiber-iron wire; 8 DR	Model: 7760	REF 100SG3510
Sweeper brush, main - 50" or 1270,00 mm; nylon; 8 DR	Model: 7760	REF 100SG3338
Sweeper brush, main - 50" or 1270,00 mm; polypropylene; 8 DR	Model: 7760	REF 100SG3341
Sweeper brush, main - 50" or 1270,00 mm; proex; 8 DR	Model: 7760	REF 100SG3073
Sweeper brush, main - 50" or 1270,00 mm; proex-iron wire; 8 DR	Model: 7760	REF 100SG3337



VACUUM MOTOR

Motor, vacuum - hydraulic	Model: 7760	REF 100SG3035
---------------------------	--------------------	-------------------------------

used for: **AMERICAN LINCOLN** series: **7760**

used for: AMERICAN LINCOLN series: 7765



FILTER

Filter assembly, fuel	Model: 7765	REF 100SG1713
Filter element, hydraulic filter	Model: 7765	REF 100SG3050
Filter element, air filter	Model: 7765	REF 100SG1714
Filter element, dust filter - panel type	Model: 7765	REF 100SG3051
Filter element, dust filter - panel type; synthetic	Model: 7765	REF 100SG3052



HOSE

Hose, vacuum	Model: 7765	REF 100SG3030
--------------	--------------------	--------------------------------------



MOTOR

Motor, main broom - hydraulic; driver; main brush	Model: 7765	REF 100SG3037
Motor, scrub brush - M+S hydraulic	Model: 7765	REF 100SG3031



SWEEPER/BRUSH

Sweeper brush, curb - 11" or 279,40 mm; nylon; 2 SR	Model: 7765	REF 100SG3336
Sweeper brush, curb - 11" or 279,40 mm; polypropylene; 2 SR	Model: 7765	REF 100SG3332
Sweeper brush, main - 50" or 1270,00 mm; heavy-duty natural fiber-iron wire; 24 SR	Model: 7765	REF 100SG3340
Sweeper brush, main - 50" or 1270,00 mm; heavy-duty nylon; 24 SR	Model: 7765	REF 100SG3339
Sweeper brush, main - 50" or 1270,00 mm; natural fiber-iron wire; 8 DR	Model: 7765	REF 100SG3510
Sweeper brush, main - 50" or 1270,00 mm; nylon; 8 DR	Model: 7765	REF 100SG3338
Sweeper brush, main - 50" or 1270,00 mm; polypropylene; 8 DR	Model: 7765	REF 100SG3341
Sweeper brush, main - 50" or 1270,00 mm; proex; 8 DR	Model: 7765	REF 100SG3073
Sweeper brush, main - 50" or 1270,00 mm; proex-iron wire; 8 DR	Model: 7765	REF 100SG3337



VACUUM MOTOR

Motor, vacuum - fan; hydraulic; sweeping	Model: 7765	REF 100SG3038
Motor, vacuum - hydraulic	Model: 7765	REF 100SG3035

used for: **AMERICAN LINCOLN** series: **114RS**



FILTER

Filter element, dust filter – polypropylene; optional; panel type	Model: 114RS	REF 100SG3082
Filter element, dust filter – standard, panel type	Model: 114RS	REF 100SG3081



MOTOR

Motor, curb broom - 36 VDC; 1,7 A; 91 RPM	Model: 114RS	REF 100SG3361
Motor, main broom - 36 VDC; 1/2 HP; 1200 RPM	Model: 114RS	REF 100SG3327
Motor, shaker - 36 VDC	Model: 114RS	REF 100SG3357



SWEEPER/BRUSH

Sweeper brush, curb - 8" or 203,20 mm; nylon; 2 SR	Model: 114RS	REF 100SG3352
Sweeper brush, curb - 8" or 203,20 mm; polypropylene; 2 SR; pre sweep	Model: 114RS	REF 100SG3344
Sweeper brush, main - 27" or 685,80 mm; high density nylon; 18 SR	Model: 114RS	REF 100SG3273
Sweeper brush, main - 27" or 685,80 mm; nylon; 6 DR	Model: 114RS	REF 100SG3350
Sweeper brush, main - 27" or 685,80 mm; proex; 6 DR	Model: 114RS	REF 100SG3272
Sweeper brush, main - 27" or 685,80 mm; proex-iron wire	Model: 114RS	REF 100SG3351

used for: **AMERICAN LINCOLN** series: **114RS**

used for: **AMERICAN LINCOLN** series: **4366XP**



FILTER

Filter assembly, fuel	Model: 4366XP	REF 100SG1713
Filter element, air filter - flame retardant; used for: Ford VSG-411/Ford VSG-413; fuel type: gasoline/LPG	Model: 4366XP	REF 100SG3083
Filter element, hydraulic filter	Model: 4366XP	REF 100SG3084



MOTOR

Motor, main broom - hydraulic; driver; main brush	Model: 4366XP	REF 100SG3037
---	----------------------	--------------------------------------



SWEEPER/BRUSH

Sweeper brush, curb - 11" or 279,40 mm; iron wire; 2 SR	Model: 4366XP	REF 100SG3036
Sweeper brush, curb - 13" or 330,20 mm; nylon; 3 SR	Model: 4366XP	REF 100SG3342
Sweeper brush, curb - 13" or 330,20 mm; polypropylene; 2 SR	Model: 4366XP	REF 100SG3343
Sweeper brush, main - 50" or 1270 mm; heavy-duty natural fiber-iron wire; 24 SR	Model: 4366XP	REF 100SG3079
Sweeper brush, main - 50" or 1270,00 mm; nylon; 8 DR	Model: 4366XP	REF 100SG3077
Sweeper brush, main - 50" or 1270,00 mm; polypropylene; 8 DR	Model: 4366XP	REF 100SG3078
Sweeper brush, main - 50" or 1270,00 mm; proex-iron wire; 8 DR	Model: 4366XP	REF 100SG3075
Sweeper brush, main - polypropylene-iron wire; 8 DR	Model: 4366XP	REF 100SG3080
Sweeper brush, main - proex; 8 DR	Model: 4366XP	REF 100SG3076

used for: **AMERICAN LINCOLN** series: **7730-40 INCH DECK**



FILTER

Filter assembly, hydraulic	Model: 7730-40 INCH DECK	REF 100SG3049
Filter element, dust filter – standard, panel type	Model: 7730-40 INCH DECK	REF 100SG3081
Filter element, dust filter – polypropylene; optional; panel type	Model: 7730-40 INCH DECK	REF 100SG3082



HOSE

Hose, squeegee - fuel type: electric	Model: 7730-40 INCH DECK	REF 100SG3295
Hose, squeegee - tank	Model: 7730-40 INCH DECK	REF 100SG3056
Hose, vacuum - manifold drain; 43"	Model: 7730-40 INCH DECK	REF 100SG3055



MOTOR

Motor, main broom - hydraulic	Model: 7730-40 INCH DECK	REF 100SG3040
Motor, scrub brush - 36 VDC; 45 A	Model: 7730-40 INCH DECK	REF 100SG3029



SQUEEGEE

Blade, squeegee rear - 47" or 1193,80 mm; rubber; scrub deck; neoprene	Model: 7730-40 INCH DECK	REF 100SG3062
Blade, squeegee side, outer - 40" or 1016,00 mm deck; rubber; outer	Model: 7730-40 INCH DECK	REF 100SG3070
Blade, squeegee rear - 46" or 1168,40 mm deck; rubber	Model: 7730-40 INCH DECK	REF 100SG3319
Blade, squeegee side - 40" or 1016,00 mm deck; rubber; inner	Model: 7730-40 INCH DECK	REF 100SG3069



SWEEPER/BRUSH

Sweeper brush, curb - 8" or 203,20 mm; polypropylene; 2 SR; pre sweep	Model: 7730-40 INCH DECK	REF 100SG3344
Sweeper brush, main - 36" or 914,40 mm; heavy-duty natural fiber-iron wire	Model: 7730-40 INCH DECK	REF 100SG3048
Sweeper brush, main - 36" or 914,40 mm; nylon; 6 DR	Model: 7730-40 INCH DECK	REF 100SG3335
Sweeper brush, main - 36" or 914,40 mm; proex; 6 DR	Model: 7730-40 INCH DECK	REF 100SG3071
Sweeper brush, main - 36" or 914,40 mm; proex-iron wire; 6 DR	Model: 7730-40 INCH DECK	REF 100SG3334



VACUUM MOTOR

Motor, vacuum - 36 VDC; 19,5 A; fan; impeller; sweeping	Model: 7730-40 INCH DECK	REF 100SG3039
Motor, vacuum - fan	Model: 7730-40 INCH DECK	REF 100SG3032

used for: **AMERICAN LINCOLN** series: **7730-40 INCH DECK**

used for: AMERICAN LINCOLN series: 7730-46 INCH DECK



FILTER

Filter assembly, hydraulic	Model: 7730-46 INCH DECK	REF 100SG3049
Filter element, dust filter – standard, panel type	Model: 7730-46 INCH DECK	REF 100SG3081
Filter element, dust filter – polypropylene; optional; panel type	Model: 7730-46 INCH DECK	REF 100SG3082



HOSE

Hose, squeegee - fuel type: electric	Model: 7730-46 INCH DECK	REF 100SG3295
Hose, squeegee - tank	Model: 7730-46 INCH DECK	REF 100SG3056
Hose, vacuum - manifold drain; 43"	Model: 7730-46 INCH DECK	REF 100SG3055



MOTOR

Motor, main broom - hydraulic	Model: 7730-46 INCH DECK	REF 100SG3040
Motor, scrub brush - 36 VDC; 45 A	Model: 7730-46 INCH DECK	REF 100SG3029



SQUEEGEE

Blade, squeegee rear - 47" or 1193,80 mm; rubber; scrub deck; neoprene	Model: 7730-46 INCH DECK	REF 100SG3062
Blade, squeegee rear - 46" or 1168,40 mm deck; rubber	Model: 7730-46 INCH DECK	REF 100SG3319



SWEEPER/BRUSH

Sweeper brush, curb - 8" or 203,20 mm; polypropylene; 2 SR; pre sweep	Model: 7730-46 INCH DECK	REF 100SG3344
Sweeper brush, main - 36" or 914,40 mm; heavy-duty natural fiber-iron wire	Model: 7730-46 INCH DECK	REF 100SG3048
Sweeper brush, main - 36" or 914,40 mm; nylon; 6 DR	Model: 7730-46 INCH DECK	REF 100SG3335
Sweeper brush, main - 36" or 914,40 mm; proex; 6 DR	Model: 7730-46 INCH DECK	REF 100SG3071
Sweeper brush, main - 36" or 914,40 mm; proex-iron wire; 6 DR	Model: 7730-46 INCH DECK	REF 100SG3334



VACUUM MOTOR

Motor, vacuum - 36 VDC; 19,5 A; fan; impeller; sweeping	Model: 7730-46 INCH DECK	REF 100SG3039
Motor, vacuum - fan	Model: 7730-46 INCH DECK	REF 100SG3032

used for: **AMERICAN LINCOLN** series: **ENCORE R**



HOSE

Hose, vacuum	Model: ENCORE R	REF 100SG3054
--------------	------------------------	--------------------------------------



MOTOR

Motor, scrub brush - 36 VDC; 45 A; 5000 RPM; 34"/863,60 mm and 38"/965,20 mm scrub deck	Model: ENCORE R	REF 100SG3034
---	------------------------	--------------------------------------



SQUEEGEE

Blade, squeegee front - 41" or 1041,40 mm; scrub deck	Model: ENCORE R	REF 100SG3068
Blade, squeegee front - 47" or 1193,80 mm; rubber; scrub deck	Model: ENCORE R	REF 100SG3063
Blade, squeegee side - 34" or 863,60 mm; LH; inner	Model: ENCORE R	REF 100SG3065
Blade, squeegee inner - RH; rubber; inner; scrub deck	Model: ENCORE R	REF 100SG3064
Blade, squeegee outer - 28" or 711,20 mm; rubber; LH; scrub deck	Model: ENCORE R	REF 100SG3066
Blade, squeegee outer - RH; rubber; scrub deck	Model: ENCORE R	REF 100SG3067
Blade, squeegee rear - 47" or 1193,80 mm; rubber; scrub deck	Model: ENCORE R	REF 100SG3061



SWEEPER/BRUSH

Sweeper brush, curb - 6" or 152,40 mm; polypropylene; 2 SR; pre-sweep	Model: ENCORE R	REF 100SG3046
Sweeper brush, main - 28" or 711,20 mm; polypropylene; 6 SR; pre-sweep option	Model: ENCORE R	REF 100SG3045



VACUUM MOTOR

Motor, vacuum - 36 VDC; 550 W; fan	Model: ENCORE R	REF 100SG3033
------------------------------------	------------------------	--------------------------------------

used for: **AMERICAN LINCOLN** series: **ENCORE R**

used for: **AMERICAN LINCOLN** series: **MPV60**



FILTER

Filter element, air filter - flame retardant; used for: Ford VSG-411/Ford VSG-413; fuel type: gasoline/LPG	Model: MPV60	REF 100SG3083
Filter element, fuel filter - used for: Ford 416 EFI; fuel type: gasoline/LPG	Model: MPV60	REF 100SG3285
Filter element, fuel filter - used for: Ford 416 EFI; fuel type: LPG	Model: MPV60	REF 100SG3355
Filter element, fuel filter - used for: Ford LRG 425 EFI; fuel type: gasoline/LPG	Model: MPV60	REF 100SG3354
Filter element, fuel filter - used for: Ford VSG-413; fuel type: LPG	Model: MPV60	REF 100SG3315
Filter element, fuel filter - used for: Mitsubishi 104.19/Mitsubishi S4L2; fuel type: diesel	Model: MPV60	REF 100SG3287
Filter element, fuel filter - height: 79,00 mm; used for: Mitsubishi S4Q2/Perkins 104.19; fuel type: diesel	Model: MPV60	REF 100SG3270
Filter element, hydraulic filter	Model: MPV60	REF 100SG3084



MOTOR

Motor, curb broom; hydraulic	Model: MPV60	REF 100SG3359
Motor, main broom - hydraulic; driver; main brush	Model: MPV60	REF 100SG3037
Motor, shaker - 12 VDC; 6 A; 1600 RPM	Model: MPV60	REF 100SG3356



SWEEPER/BRUSH

Sweeper brush, curb - 11" or 279,40 mm; iron wire; 2 SR	Model: MPV60	REF 100SG3036
Sweeper brush, curb - 13" or 330,20 mm; nylon; 3 SR	Model: MPV60	REF 100SG3342
Sweeper brush, curb - 13" or 330,20 mm; polypropylene; 2 SR	Model: MPV60	REF 100SG3343
Sweeper brush, main - 45" or 1143,00 mm; nylon; 24 SR	Model: MPV60	REF 100SG3348
Sweeper brush, main - 45" or 1143,00 mm; nylon; 8 DR	Model: MPV60	REF 100SG3347
Sweeper brush, main - 45" or 1143,00 mm; proex-iron wire; 8 DR	Model: MPV60	REF 100SG3345
Sweeper brush, main - 45" or 1143,00 mm; stiff proex-iron wire; 8 DR	Model: MPV60	REF 100SG3346
Sweeper brush, main - 45" or 1143,00 mm; Union-iron wire; 24 SR	Model: MPV60	REF 100SG3349

used for: **AMERICAN LINCOLN** series: **SC7740**



FILTER

Filter element, fuel filter	Model: SC7740	REF 100SG3284
Filter element, hydraulic filter	Model: SC7740	REF 100SG3282
Filter, solution inline	Model: SC7740	REF 100SG3283



HOSE

Hose, drain	Model: SC7740	REF 100SG3296
Hose, solution - drain	Model: SC7740	REF 100SG3297
Hose, vacuum - squeegee	Model: SC7740	REF 100SG3299
Hose, vacuum - wand	Model: SC7740	REF 100SG3271
Hose, vacuum - vacuum to squeegee	Model: SC7740	REF 100SG3298



MOTOR

Motor, curb broom - hydraulic	Model: SC7740	REF 100SG3328
Motor, main broom - hydraulic	Model: SC7740	REF 100SG3330
Elektromotor, scrub brush	Model: SC7740	REF 100SG3331
Motor, shaker - 12 VDC; 6 A; 1600 RPM	Model: SC7740	REF 100SG3356



SQUEEGEE

Blade, squeegee rear - 47" or 1193,80 mm; rubber; scrub deck; neoprene	Model: SC7740	REF 100SG3062
Blade, squeegee rear - 46" or 1168,40 mm deck; rubber	Model: SC7740	REF 100SG3319
Blade, squeegee side - 40" or 1016,00 mm deck; rubber; inner	Model: SC7740	REF 100SG3069
Blade, squeegee side, outer - 40" or 1016,00 mm deck; rubber; outer	Model: SC7740	REF 100SG3070
Blade, squeegee side - 46" or 1168,40 mm deck; rubber; inner	Model: SC7740	REF 100SG3325
Blade, squeegee side - 46" or 1168,40 mm deck; rubber; outer	Model: SC7740	REF 100SG3326



SWEEPER/BRUSH

Scrubber brush, main - 16" or 406,40 mm; .035/180str grit; 46" or 1168,40 mm deck	Model: SC7740	REF 100SG3280
Scrubber brush, main - 16" or 406,40 mm; nylon; .028; 7 SR; 46" or 1168,40 mm deck	Model: SC7740	REF 100SG3303
Scrubber brush, main - 16" or 406,40 mm; polypropylene; .028; 46" or 1168,40 mm deck	Model: SC7740	REF 100SG3304
Scrubber brush, main - 16" or 406,40 mm; Tynex; .035/180 grit; 7 SR; 46" or 1168,40 mm deck	Model: SC7740	REF 100SG3310
Scrubber brush, main - 16" or 406,40 mm; Tynex; .070/46 grit; 7 SR; 46" or 1168,40 mm deck	Model: SC7740	REF 100SG3305
Scrubber brush, main - 20" or 508,00 mm; .070/46 grit; 40" or 1014,00 mm deck	Model: SC7740	REF 100SG3313
Scrubber brush, main - 20" or 508,00 mm; nylon/clear grit; .035/180 grit; 40" or 1014,00 mm deck	Model: SC7740	REF 100SG3314
Scrubber brush, main - 20" or 508,00 mm; nylon; .028; 9 SR; 40" or 1014,00 mm deck	Model: SC7740	REF 100SG3311
Scrubber brush, main - 20" or 508,00 mm; polypropylene; .028; 10sr; 40" or 1014,00 mm deck	Model: SC7740	REF 100SG3312
Sweeper brush, curb - 8" or 203,20 mm; polypropylene; 2 SR; pre sweep	Model: SC7740	REF 100SG3344
Sweeper brush, main - 36" or 914,40 mm; heavy-duty natural fiber-iron wire	Model: SC7740	REF 100SG3048
Sweeper brush, main - 36" or 914,40 mm; nylon; 6 DR	Model: SC7740	REF 100SG3335
Sweeper brush, main - 36" or 914,40 mm; proex; 6 DR	Model: SC7740	REF 100SG3071
Sweeper brush, main - 36" or 914,40 mm; proex-iron wire; 6 DR	Model: SC7740	REF 100SG3334

used for: **AMERICAN LINCOLN** series: **SC7740**

used for: **AMERICAN LINCOLN** series: **SC7750**


FILTER

Filter element, fuel filter - used for: Ford 416 EFI; fuel type: gasoline/LPG	Model: SC7750	REF 100SG3285
Filter element, fuel filter - used for: Ford LRG 425 EFI; fuel type: gasoline/LPG	Model: SC7750	REF 100SG3354
Filter element, fuel filter - used for: Mitsubishi 104.19/Mitsubishi S4L2; fuel type: diesel	Model: SC7750	REF 100SG3287
Filter element, fuel filter - height: 79,00 mm; used for: Mitsubishi S4Q2/Perkins 104.19; fuel type: diesel	Model: SC7750	REF 100SG3270



HOSE

Hose, drain - length: 1100,00 mm	Model: SC7750	REF 100SG3290
Hose, squeegee - fuel type: electric	Model: SC7750	REF 100SG3295
Hose, vacuum	Model: SC7750	REF 100SG3294
Hose, vacuum - rear squeegee	Model: SC7750	REF 100SG3302
Hose, vacuum - recovery; 86" long battery only	Model: SC7750	REF 100SG3300
Hose, vacuum - recovery; length: 110"	Model: SC7750	REF 100SG3301
Hose, vacuum - wand	Model: SC7750	REF 100SG3271



MOTOR

Motor, main broom - hydraulic; driver; main brush	Model: SC7750	REF 100SG3037
Motor, scrub brush - 36 VDC; 45 A; 5000 RPM; 34"/863,60 mm and 38"/965,20 mm scrub deck	Model: SC7750	REF 100SG3034
Motor, scrub brush - M+S hydraulic	Model: SC7750	REF 100SG3031
Motor, shaker - 12 VDC; 6 A; 1600 RPM	Model: SC7750	REF 100SG3356



SQUEEGEE

Blade, squeegee rear - 47" or 1193,80 mm; rubber; scrub deck; neoprene	Model: SC7750	REF 100SG3062
Blade, squeegee rear - 46" or 1168,40 mm deck; rubber	Model: SC7750	REF 100SG3319
Blade, squeegee rear - 53" or 1346,20 mm deck; rubber; inner	Model: SC7750	REF 100SG3324
Blade, squeegee rear - 53" or 1346,20 mm deck; rubber; outer	Model: SC7750	REF 100SG3316
Blade, squeegee side - 46" or 1168,40 mm deck; rubber; inner	Model: SC7750	REF 100SG3323
Blade, squeegee side - 46" or 1168,40 mm deck; rubber; outer	Model: SC7750	REF 100SG3320
Blade, squeegee side - 53" or 1346,20 mm deck; rubber; inner	Model: SC7750	REF 100SG3322
Blade, squeegee side - 53" or 1346,20 mm deck; rubber; outer	Model: SC7750	REF 100SG3321



SWEEPER/BRUSH

Scrubber brush, main - 16" or 406,40 mm; nylon; .028; 7 SR; 46" or 1168,40 mm deck	Model: SC7750	REF 100SG3303
Scrubber brush, main - 16" or 406,40 mm; polypropylene; .028; 46" or 1168,40 mm deck	Model: SC7750	REF 100SG3304
Scrubber brush, main - 16" or 406,40 mm; Tynex; .035/180 grit; 7 SR; 46" or 1168,40 mm deck	Model: SC7750	REF 100SG3310
Scrubber brush, main - 16" or 406,40 mm; Tynex; .070/46 grit; 7 SR; 46" or 1168,40 mm deck	Model: SC7750	REF 100SG3305
Scrubber brush, main - 18" or 457,20 mm; .018/500 grit; 53" or 1346,20 mm deck	Model: SC7750	REF 100SG3308
Scrubber brush, main - 18" or 457,20 mm; nylon; .028; 53" or 1346,20 mm deck	Model: SC7750	REF 100SG3306
Scrubber brush, main - 18" or 457,20 mm; nylon; .035/180 grit; 8 SR; 53" or 1346,20 mm deck	Model: SC7750	REF 100SG3309
Scrubber brush, main - 18" or 457,20 mm; polypropylene; .028; 8 SR; 53" or 1346,20 mm deck	Model: SC7750	REF 100SG3307
Sweeper brush, curb - 10" or 254,00 mm; polypropylene; 2 SR	Model: SC7750	REF 100SG3333
Sweeper brush, curb - 11" or 279,40 mm; iron wire; 2 SR	Model: SC7750	REF 100SG3036
Sweeper brush, curb - 13" or 330,20 mm; nylon; 3 SR	Model: SC7750	REF 100SG3342
Sweeper brush, curb - 13" or 330,20 mm; polypropylene; 2 SR	Model: SC7750	REF 100SG3343

Sweeper brush, curb - 8" or 203,20 mm; polypropylene; 2 SR; pre sweep	Model: SC7750	REF 100SG3344
Sweeper brush, main - 45" or 1143,00 mm; nylon; 24 SR	Model: SC7750	REF 100SG3348
Sweeper brush, main - 45" or 1143,00 mm; nylon; 8 DR	Model: SC7750	REF 100SG3347
Sweeper brush, main - 45" or 1143,00 mm; proex-iron wire; 8 DR	Model: SC7750	REF 100SG3345
Sweeper brush, main - 45" or 1143,00 mm; stiff proex-iron wire; 8 DR	Model: SC7750	REF 100SG3346
Sweeper brush, main - 45" or 1143,00 mm; Union-iron wire; 24 SR	Model: SC7750	REF 100SG3349



VACUUM MOTOR

Motor, vacuum - 36 VDC	Model: SC7750	REF 100SG3329
Motor, vacuum - hydraulic	Model: SC7750	REF 100SG3358

used for: **AMERICAN LINCOLN** series: **SR5730**


HOSE

Hose, vacuum	Model: SR5730	REF 100SG3054
--------------	----------------------	--------------------------------------



MOTOR

Motor, scrub brush - 36 VDC; 45 A; 5000 RPM; 34"/863,60 mm and 38"/965,20 mm scrub deck	Model: SR5730	REF 100SG3034
---	----------------------	--------------------------------------

SQUEEGEE

Blade, squeegee rear - 34" or 863,60 mm; inner; ribbed	Model: SR5730	REF 100SG3908
Blade, squeegee rear - 34" or 863,60 mm; outer; cylindrical	Model: SR5730	REF 100SG3910
Blade, squeegee rear - 38" or 965,20 mm; inner; ribbed; cylindrical	Model: SR5730	REF 100SG3909
Blade, squeegee rear - 38" or 965,20 mm; outer	Model: SR5730	REF 100SG3911
Blade, squeegee side - 34" or 863,60 mm; cylindrical	Model: SR5730	REF 100SG3912
Blade, squeegee side - 34" or 863,60 mm; LH; inner	Model: SR5730	REF 100SG3065
Blade, squeegee outer - 28" or 711,20 mm; rubber; LH; scrub deck	Model: SR5730	REF 100SG3066
Blade, squeegee side - 34" or 863,60 mm; red gum; cylindrical; optional	Model: SR5730	REF 100SG3913
Blade, squeegee inner - RH; rubber; inner; scrub deck	Model: SR5730	REF 100SG3064
Blade, squeegee outer - RH; rubber; scrub deck	Model: SR5730	REF 100SG3067



SWEEPER/BRUSH

Sweeper brush, curb - 6" or 152,40 mm; polypropylene; 2 SR; pre-sweep	Model: SR5730	REF 100SG3046
Sweeper brush, main - 28" or 711,20 mm; polypropylene; 6 SR; pre-sweep option	Model: SR5730	REF 100SG3045



VACUUM MOTOR

Motor, vacuum - 36 VDC; 550 W; fan	Model: SR5730	REF 100SG3033
------------------------------------	----------------------	--------------------------------------



USED FOR
COMAC

used for: **COMAC** series: **C100B**



FILTER

Filter element, solution intake filter	Model: C100BS	REF 100SG1775
--	----------------------	--------------------------------------



HOSE

Hose squeegee/vacuum – ed 12/2006	Model: C100B	REF 100SG1721
Hose, vacuum	Model: C100B	REF 100SG1784
Hose, vacuum	Model: C100BS	REF 100SG1788
Hose, vacuum - ed 12/2006	Model: C100B	REF 100SG1722



MOTOR

Motor, scrub brush - 36 VDC; 2000 W; ed 12/2006	Model: C100B	REF 100SG1761
Motor, scrub brush - 36 VDC; 59 A; 2000 RPM	Model: C100BS	REF 100SG1823
Motor, scrub brush - 36 VDC; 70 A; 1800 RPM	Model: C100B	REF 100SG1822

SQUEEGEE

Blade, squeegee front - rubber; ed 03/2002	Model: C100B	REF 100SG1800
Blade, squeegee front - rubber; ed 12/2001	Model: C100BS	REF 100SG1801
Blade, squeegee front - rubber; ed 12/2006	Model: C100B	REF 100SG1719
Blade, squeegee rear - rubber; 30 shore	Model: C100B, C100BS	REF 100SG1798
Blade, squeegee rear - rubber; 33 shore; ed 12/2006	Model: C100B	REF 100SG1750
Blade, squeegee rear - rubber; 40 shore	Model: C100B, C100BS	REF 100SG1799
Blade, squeegee rear - rubber; 40 shore; ed 12/2006	Model: C100B	REF 100SG1751
Blade, squeegee side	Model: C100B	REF 100SG1794



SWEEPER/BRUSH

Scrubber brush, main, (ED 12/2006) (Abrasive 1,5)	Model: C100B	REF 101SG5979
Scrubber brush, main, (ED 12/2006) (Accia 0,3)	Model: C100B	REF 101SG5980
Scrubber brush, main, (ED 12/2006) (PPL-0,6)	Model: C100B	REF 101SG5981
Scrubber brush, main, (ED 12/2006) (PPL-1)	Model: C100B	REF 101SG5982



VACUUM MOTOR

Motor, vacuum - 36 VDC; 550 W	Model: C100BS	REF 100SG1817
Motor, vacuum - 36 VDC; 550 W; ed 12/2006	Model: C100B	REF 100SG1720
Motor, vacuum - 36 VDC; 650 W	Model: C100B	REF 100SG1818
Motor, vacuum - ed 12/2006	Model: C100B	REF 100SG1715

used for: **COMAC** series: **C130B**



FILTER

Element, solution drain filter	Model: C130B	REF 100SG1774
Filter element, solution intake filter	Model: C130B	REF 100SG1772
Filter element, solution intake filter - top cover	Model: C130B	REF 100SG1770



HOSE

Hose, drain	Model: C130B	REF 100SG1793
Hose, squeegee/vacuum – length: 1050,00 mm	Model: C130B	REF 100SG1785
Hose, vacuum – 39,3 mm or 1000,00 mm	Model: C130B	REF 100SG1787
Hose, vacuum – length: 13,78" or 350,00 mm	Model: C130B	REF 100SG1790



MOTOR

Motor, main broom - 36 VDC; 750 W	Model: C130B	REF 100SG1821
-----------------------------------	---------------------	--------------------------------------

SQUEEGEE

Blade kit, squeegee	Model: C130B	REF 100SG1825
Blade, squeegee front - rubber	Model: C130B	REF 100SG1805
Blade, squeegee rear – rubber; 40 shore	Model: C130B	REF 100SG1806
Blade, squeegee rear - rubber; 40 shore	Model: C130B	REF 100SG1807
Blade, squeegee rear - rubber; oil-resistant	Model: C130B	REF 100SG1808



SWEEPER/BRUSH

Pad assembly, main scrubber brush - 13" or 330,20 mm	Model: C130B	REF 100SG1778
Scrubber brush, main - 13" or 330,20 mm; polypropylene; 6 SR	Model: C130B	REF 100SG1779
Scrubber brush, main - 13" or 330,20 mm; Tynex; 5 SR	Model: C130B	REF 100SG1780
Scrubber brush, main - 44" or 1117,60 mm; polypropylene; 8 SR; cylindrical	Model: C130B	REF 100SG1781
Scrubber brush, main - cylindrical	Model: C130B	REF 100SG3513



VACUUM MOTOR

Motor, vacuum - 36 VDC; 1300 W	Model: C130B	REF 100SG1819
--------------------------------	---------------------	--------------------------------------

used for: **COMAC** series: **C130B**

used for: COMAC series: C45E

used for: **COMAC** series: **C45E**



HOSE

Hose, drain	Model: C45E	REF 101SG3450
Hose, vacuum	Model: C45E	REF 100SG1786



MOTOR

Motor, scrub brush - 220 VAC; 50 Hz	Model: C45E	REF 101SG3451
-------------------------------------	--------------------	--------------------------------------



SQUEEGEE

Blade, squeegee inner/rear - central; rubber; 33 shore	Model: C45E	REF 100SG1811
Blade, squeegee rear; rubber	Model: C45E	REF 100SG1809
Blade, squeegee front; rubber	Model: C45E	REF 100SG1810
Blade, squeegee inner/rear - central; rubber; 40 shore	Model: C45E	REF 100SG1812
Blade, squeegee central; oil-resistant	Model: C45E	REF 100SG1813



SWEEPER/BRUSH

Scrubber brush, main - polypropylene 0.3	Model: C45E	REF 101SG6061
Scrubber brush, main - polypropylene 0.6	Model: C45E	REF 101SG6062
Scrubber brush, main - polypropylene 0.9	Model: C45E	REF 101SG6063
Scrubber brush, main - abrasive	Model: C45E	REF 101SG6064



VACUUM MOTOR

Motor, vacuum - 230 VAC; 60 Hz	Model: C45E	REF 101SG3606
--------------------------------	--------------------	--------------------------------------

used for: **COMAC** series: **C85B**



FILTER

Filter element, solution intake filter	Model: C85B	REF 100SG1731
--	--------------------	--------------------------------------



HOSE

Hose, drain	Model: C85B	REF 101SG3452
Hose squeegee/vacuum - ed 12/2006	Model: C85B	REF 100SG1721



MOTOR

Motor, scrub brush - 36 VDC; 1400 W	Model: C85B	REF 100SG1727
-------------------------------------	--------------------	--------------------------------------



SQUEEGEE

Blade, squeegee front - polyurethane	Model: C85B	REF 100SG1718
Blade, squeegee rear - rubber; 33 shore	Model: C85B	REF 100SG1736
Blade, squeegee rear - rubber; 40 shore	Model: C85B	REF 100SG1737
Blade, squeegee rear - rubber; oil-resistant	Model: C85B	REF 100SG1738



SWEEPER/BRUSH

Pad assembly, main scrubber brush - 16" or 406,40 mm	Model: C85B	REF 101SG3457
Scrubber brush, main - 16" or 406,40 mm; nylon; 8 SR	Model: C85B	REF 101SG3455
Scrubber brush, main - 16" or 406,40 mm; polypropylene; 8 SR	Model: C85B	REF 101SG3454
Scrubber brush, main - 16" or 406,40 mm; Tynex; 7 SR	Model: C85B	REF 101SG3456



VACUUM MOTOR

Motor, vacuum - 36 VDC; 550 W; ed 12/2006	Model: C85B	REF 100SG1720
---	--------------------	--------------------------------------

used for: **COMAC** series: **C85B**

used for: **COMAC** series: **OMNIA 32**



FILTER

Filter element, solution intake filter - for inline filter	Model: OMNIA 32	REF 100SG1776
Filter element, solution intake filter - top cover	Model: OMNIA 32	REF 100SG1770



HOSE

Hose, drain	Model: OMNIA 32	REF 101SG3458
Hose, vacuum	Model: OMNIA 32	REF 100SG1789



MOTOR

Motor, scrub brush - 36 VDC; 1250 W	Model: OMNIA 32	REF 100SG1824
-------------------------------------	------------------------	--------------------------------------

SQUEEGEE

Blade, squeegee front	Model: OMNIA 32	REF 100SG1795
Blade, squeegee rear - 33 shore	Model: OMNIA 32	REF 100SG1796
Blade, squeegee rear - 40 shore	Model: OMNIA 32	REF 100SG1777
Blade, squeegee rear - oil-resistant	Model: OMNIA 32	REF 100SG1797



SWEEPER/BRUSH

Scrubber brush, main - 16" or 406,40 mm; polypropylene 0.3; 8 SR	Model: OMNIA 32	REF 101SG3459
Scrubber brush, main - 16" or 406,40 mm; polypropylene 0.6; 8 SR	Model: OMNIA 32	REF 101SG3460
Scrubber brush, main - 16" or 406,40 mm; polypropylene 0.9; 8 SR	Model: OMNIA 32	REF 101SG3461
Scrubber brush, main - polypropylene 0.6	Model: OMNIA 32	REF 101SG3463
Scrubber brush, main - Union	Model: OMNIA 32	REF 101SG3464
Scrubber brush, main - abrasive	Model: OMNIA 32	REF 101SG3462



VACUUM MOTOR

Motor, vacuum - 36 VDC; 500 W	Model: OMNIA 32	REF 100SG1816
-------------------------------	------------------------	--------------------------------------

used for: **COMAC** series: **SIMPLA 45**



FILTER

Filter element, solution intake filter - height: 39,50 mm	Model: SIMPLA 45	REF 100SG1773
Filter element, solution intake filter - height: 66,50 mm	Model: SIMPLA 45	REF 100SG1771



HOSE

Hose, vacuum - ø 38,00 mm; length: 41,33" or 1050 mm	Model: SIMPLA 45	REF 100SG1792
Hose, vacuum - ø 38,00 mm; length: 980,00 mm	Model: SIMPLA 45	REF 100SG1791



MOTOR

Motor, scrub brush - 24 VDC; 30 A; 1400 RPM	Model: SIMPLA 45	REF 100SG1820
---	-------------------------	--------------------------------------

SQUEEGEE

Blade, squeegee front	Model: SIMPLA 45	REF 100SG1810
Blade, squeegee rear	Model: SIMPLA 45	REF 100SG1809
Blade, squeegee rear - central; oil-resistant	Model: SIMPLA 45	REF 100SG1813
Blade, squeegee inner/rear - central; rubber; 33 shore	Model: SIMPLA 45	REF 100SG1811
Blade, squeegee inner/rear - central; rubber; 40 shore	Model: SIMPLA 45	REF 100SG1812



SWEEPER/BRUSH

Scrubber brush, main - 17" or 431,80 mm; abrasive; 8 SR	Model: SIMPLA 45	REF 101SG3468
Scrubber brush, main - 17" or 431,80 mm; polypropylene 0.4; 8 SR	Model: SIMPLA 45	REF 101SG3467
Scrubber brush, main - 17" or 431,80 mm; polypropylene 0.6; 8 SR	Model: SIMPLA 45	REF 101SG3466
Scrubber brush, main - 17" or 431,80 mm; polypropylene 0.8; 8 SR	Model: SIMPLA 45	REF 101SG3465
Scrubber brush, main - front; cylindrical	Model: SIMPLA 45	REF 100SG1782
Scrubber brush, main - rear; cylindrical	Model: SIMPLA 45	REF 100SG1783



VACUUM MOTOR

Motor, vacuum - 24 VDC; 400 W	Model: SIMPLA 45	REF 100SG1814
Motor, vacuum - 24 VDC; 400 W; 2 stage	Model: SIMPLA 45	REF 100SG1815

used for: **COMAC** series: **SIMPLA 45**

used for: COMAC series: SIMPLA 50

used for: **COMAC** series: **SIMPLA 50**



FILTER

Filter element, solution intake filter	Model: SIMPLA 50	REF 100SG1771
--	-------------------------	--------------------------------------



HOSE

Hose, vacuum - Ø 38,00 mm; length: 980,00 mm	Model: SIMPLA 50	REF 100SG1791
--	-------------------------	--------------------------------------



SQUEEGEE

Blade, squeegee front	Model: SIMPLA 50	REF 100SG3914
Blade, squeegee rear - central; rubber; 33 shore	Model: SIMPLA 50	REF 100SG1803
Blade, squeegee rear - central; rubber; 40 shore	Model: SIMPLA 50	REF 100SG1802
Blade, squeegee rear - central; oil-resistant	Model: SIMPLA 50	REF 100SG1804



SWEEPER/BRUSH

Scrubber brush, main - front; cylindrical	Model: SIMPLA 50	REF 100SG1782
Scrubber brush, main - rear; cylindrical	Model: SIMPLA 50	REF 100SG1783



VACUUM MOTOR

Motor, vacuum - 24 VDC; 400 W; 2 stage	Model: SIMPLA 50	REF 100SG1815
--	-------------------------	--------------------------------------

used for: **COMAC** series: **SIMPLA 50 BT**

used for: **COMAC** series: **SIMPLA 50 BT**



FILTER

Filter element, solution intake filter	Model: SIMPLA 50 BT	REF 100SG1771
--	----------------------------	--------------------------------------



HOSE

Hose, vacuum - Ø 38,00 mm; length: 980,00 mm	Model: SIMPLA 50 BT	REF 100SG1791
--	----------------------------	--------------------------------------



SQUEEGEE

Blade, squeegee front	Model: SIMPLA 50 BT	REF 100SG3914
Blade, squeegee rear - central; rubber; 33 shore	Model: SIMPLA 50 BT	REF 100SG1803
Blade, squeegee rear - central; rubber; 40 shore	Model: SIMPLA 50 BT	REF 100SG1802
Blade, squeegee rear - central; oil-resistant	Model: SIMPLA 50 BT	REF 100SG1804



SWEEPER/BRUSH

Scrubber brush, main - front; cylindrical	Model: SIMPLA 50 BT	REF 100SG1782
Scrubber brush, main - rear; cylindrical	Model: SIMPLA 50 BT	REF 100SG1783



VACUUM MOTOR

Motor, vacuum - 24 VDC; 400 W; 2 stage	Model: SIMPLA 50 BT	REF 100SG1815
--	----------------------------	--------------------------------------

used for: **COMAC** series: **TRIPLA 65**



FILTER

Element, solution drain filter	Model: TRIPLA 65	REF 100SG1733
Filter element, solution intake filter	Model: TRIPLA 65	REF 100SG1735
Filter, solution inline	Model: TRIPLA 65	REF 100SG1734



HOSE

Hose, drain	Model: TRIPLA 65	REF 100SG1724
Hose, squeegee	Model: TRIPLA 65	REF 100SG1717



SQUEEGEE

Blade, squeegee front	Model: TRIPLA 65	REF 100SG1725
Blade, squeegee rear – rubber; 33 shore	Model: TRIPLA 65	REF 100SG1754
Blade, squeegee rear – rubber; 40 shore	Model: TRIPLA 65	REF 100SG1755
Blade, squeegee rear - oil-resistant	Model: TRIPLA 65	REF 100SG1756
Blade, squeegee rear – polyurethane; 40 shore	Model: TRIPLA 65	REF 100SG1757



SWEEPER/BRUSH

Scrubber brush, main - 26" or 660,40 mm; polypropylene 0.7; 12 SR	Model: TRIPLA 65	REF 100SG1739
Scrubber brush, main - 26" or 660,40 mm; polypropylene 0.8; 12 SR; yellow	Model: TRIPLA 65	REF 100SG1741
Scrubber brush, main - 26" or 660,40 mm; polypropylene 1.0; 12 SR	Model: TRIPLA 65	REF 100SG1740
Scrubber brush, main - 26" or 660,40 mm; Tynex; 12 SR	Model: TRIPLA 65	REF 100SG1742



VACUUM MOTOR

Motor, vacuum - 36 VDC; 550 W	Model: TRIPLA 65	REF 100SG1758
-------------------------------	-------------------------	--------------------------------------

used for: **COMAC** series: **TRIPLA 75**



HOSE

Hose, drain	Model: TRIPLA 75	REF 101SG3458
Hose, vacuum	Model: TRIPLA 75	REF 100SG1723



MOTOR

Motor, main broom - 36 VDC; 9 A; 1400 RPM	Model: TRIPLA 75	REF 100SG1763
Motor, scrub brush - 36 VDC; 1000 W	Model: TRIPLA 75	REF 100SG1760
Motor, scrub brush - 36 VDC; 1250 W	Model: TRIPLA 75	REF 100SG1762
Motor, scrub brush - 36 VDC; 900 W	Model: TRIPLA 75	REF 100SG1759

SQUEEGEE

Blade, squeegee front	Model: TRIPLA 75	REF 100SG1716
Blade, squeegee rear – rubber; 33 shore	Model: TRIPLA 75	REF 100SG1747
Blade, squeegee rear – rubber; 40 shore	Model: TRIPLA 75	REF 100SG1748
Blade, squeegee rear - oil-resistant	Model: TRIPLA 75	REF 100SG1749



SWEEPER/BRUSH

Scrubber brush, main – 15" or 381,00 mm; polypropylene 0,3; 7 SR; cylindrical	Model: TRIPLA 75	REF 101SG3474
Scrubber brush, main - 15" or 381,00 mm; polypropylene 0.3; 7 SR	Model: TRIPLA 75	REF 101SG3469
Scrubber brush, main - 15" or 381,00 mm; polypropylene 0.6; 7 SR	Model: TRIPLA 75	REF 101SG3470
Scrubber brush, main - 15" or 381,00 mm; polypropylene 0.9; 7 SR	Model: TRIPLA 75	REF 101SG3471
Scrubber brush, main - 15" or 381,00 mm; steel	Model: TRIPLA 75	REF 101SG3473
Scrubber brush, main - 15" or 381,00 mm; Tynex; 5 SR	Model: TRIPLA 75	REF 101SG3472



VACUUM MOTOR

Motor, vacuum - 36 VDC; 500 W	Model: TRIPLA 75	REF 100SG1726
-------------------------------	-------------------------	--------------------------------------

used for: **COMAC** series: **TRIPLA 75**

used for: **COMAC** series: **ULTRA 120B**



FILTER

Filter element, solution intake filter	Model: ULTRA 120B	REF 100SG1731
--	--------------------------	--------------------------------------



HOSE

Hose, drain	Model: ULTRA 120B	REF 100SG1768
Hose, vacuum	Model: ULTRA 120B	REF 101SG3475



SQUEEGEE

Blade, squeegee rear - rubber; 33 shore; ed 12/2006	Model: ULTRA 120B	REF 100SG1750
Blade, squeegee rear - red gum; 40 shore	Model: ULTRA 120B	REF 100SG1769
Blade, squeegee rear - oil-resistant	Model: ULTRA 120B	REF 100SG1752
Blade, squeegee rear - polyurethane; 40 shore; magna 100	Model: ULTRA 120B	REF 100SG1753
Blade, squeegee rear - rubber; 40 shore; ed 12/2006	Model: ULTRA 120B	REF 100SG1751



SWEEPER/BRUSH

Scrubber brush, main - 23" or 584,20 mm; nylon; 7 SR	Model: ULTRA 120B	REF 100SG1743
Scrubber brush, main - 23" or 584,20 mm; polypropylene; 7 SR; black	Model: ULTRA 120B	REF 100SG1745
Scrubber brush, main - 23" or 584,20 mm; polypropylene; 7 SR; white	Model: ULTRA 120B	REF 100SG1746
Scrubber brush, main - Tynex	Model: ULTRA 120B	REF 100SG1744



VACUUM MOTOR

Motor, vacuum - 36 VDC; 550 W	Model: ULTRA 120B	REF 100SG1730
-------------------------------	--------------------------	--------------------------------------

used for: **COMAC** series: **ULTRA 85BS**



FILTER

Filter element, solution intake filter	Model: ULTRA 85BS	REF 100SG1731
Filter, solution inline	Model: ULTRA 85BS	REF 100SG1732



HOSE

Hose, drain	Model: ULTRA 85BS	REF 100SG1729
Hose, vacuum	Model: ULTRA 85BS	REF 101SG3476



SQUEEGEE

Blade, squeegee – rubber 33 shore	Model: ULTRA 85BS	REF 100SG1736
Blade, squeegee – polyurethane	Model: ULTRA 85BS	REF 101SG6055
Blade, squeegee – rubber 40 shore	Model: ULTRA 85BS	REF 100SG1737



SWEEPER/BRUSH

Roller brush; polypropylene; 0,7	Model: ULTRA 85BS	REF 101SG6065
Roller brush; polypropylene; 1,0 black	Model: ULTRA 85BS	REF 101SG6066
Roller brush; abrasive 1,2	Model: ULTRA 85BS	REF 101SG6067



VACUUM MOTOR

Motor, vacuum - 36 VDC; 550 W; ed 12/2006	Model: ULTRA 85BS	REF 100SG1720
---	--------------------------	--------------------------------------

used for: **COMAC** series: **ULTRA 85BS**

used for: **COMAC** series: **VISPA 35B**



HOSE

Hose, vacuum	Model: VISPA 35B	REF 100SG1728
--------------	-------------------------	--------------------------------------



MOTOR

Motor, scrub brush - 12 VDC; 360 W	Model: VISPA 35B	REF 100SG1767
------------------------------------	-------------------------	--------------------------------------



SQUEEGEE

Blade, squeegee front	Model: VISPA 35B	REF 100SG1764
-----------------------	-------------------------	--------------------------------------

Blade, squeegee rear	Model: VISPA 35B	REF 100SG1765
----------------------	-------------------------	--------------------------------------

SWEEPER/BRUSH

Brush, scrub brush motor	Model: VISPA 35B	REF 101SG5970
--------------------------	-------------------------	--------------------------------------

Scrubber brush, main - brush dia.335 - PPL 0,65	Model: VISPA 35B	REF 101SG5971
---	-------------------------	--------------------------------------

Sweeper brush, curb - Pad holder, w/o side brush	Model: VISPA 35B	REF 101SG5972
--	-------------------------	--------------------------------------

Sweeper brush, curb - Pad holder, with side brush	Model: VISPA 35B	REF 101SG5973
---	-------------------------	--------------------------------------



VACUUM MOTOR

Motor, vacuum - 12 VDC; 250 W	Model: VISPA 35B	REF 100SG1766
-------------------------------	-------------------------	--------------------------------------



USED FOR
DULEVO

used for: **DULEVO** series: **75**

used for: **DULEVO** series: **75**



FILTER

Filter element, air filter	Model: 75 EH, SH	REF 101SG3477
----------------------------	-------------------------	--------------------------------------



SWEEPER/BRUSH

Sweeper brush, curb - 7" or 177,80 mm; polypropylene; 1 SR	Model: 75 EH, SH	REF 100SG1839
Sweeper brush, curb - 7" or 177,80 mm; polypropylene-iron wire; 1 SR	Model: 75 EH, SH	REF 100SG1840
Sweeper brush, main - 28" or 711,20 mm; nylon; 6 DR	Model: 75 EH, SH	REF 100SG1844
Sweeper brush, main - 28" or 711,20 mm; nylon-iron wire; 6 DR	Model: 75 EH, SH	REF 100SG1845
Sweeper brush, main - 28" or 711,20 mm; nylon-natural fiber; 6 DR; central brush	Model: 75 EH, SH	REF 100SG1842
Sweeper brush, main - 28" or 711,20 mm; polypropylene; 6 DR; central brush	Model: 75 EH, SH	REF 100SG1846
Sweeper brush, main - 28" or 711,20 mm; polypropylene-iron wire; 6 DR; central brush	Model: 75 EH, SH	REF 100SG1847
Sweeper brush, main - natural fiber-iron wire	Model: 75 EH, SH	REF 100SG1843
Sweeper brush, main - natural fiber-nylon	Model: 75 EH, SH	REF 100SG1841

used for: **DULEVO** series: **90**



FILTER

Filter element, dust filter	Model: 90	REF 100SG1874
-----------------------------	------------------	--------------------------------------



MOTOR

Motor, main broom - hydraulic	Model: 90 EH	REF 100SG1912
Motor, main broom - hydraulic; Danfoss	Model: 90 BK, DK	REF 100SG1913



SWEEPER/BRUSH

Sweeper brush, curb - 10" or 254,00 mm; iron wire; 3 SR	Model: 90	REF 100SG1883
Sweeper brush, curb - 10" or 254,00 mm; nylon; 2 SR	Model: 90	REF 100SG1826
Sweeper brush, curb - 10" or 254,00 mm; nylon-iron wire; 2 SR	Model: 90	REF 100SG1865
Sweeper brush, curb - 10" or 254,00 mm; polypropylene; 2 SR	Model: 90	REF 100SG1827
Sweeper brush, curb - 10" or 254,00 mm; polypropylene-iron wire; 2 SR	Model: 90	REF 100SG1866
Sweeper brush, main - 35" or 889,00 mm; natural fiber; 8 DR	Model: 90	REF 100SG1895
Sweeper brush, main - 35" or 889,00 mm; nylon; 6 DR	Model: 90	REF 100SG1884
Sweeper brush, main - 35" or 889,00 mm; nylon-iron wire; 8 DR	Model: 90	REF 100SG1898
Sweeper brush, main - 35" or 889,00 mm; polypropylene; 8 DR	Model: 90	REF 100SG1878
Sweeper brush, main - 35" or 889,00 mm; polypropylene-iron wire; 8 DR	Model: 90	REF 100SG1893
Sweeper brush, main - 35" or 889,00 mm; polypropylene-natural fiber; 8 DR; helical	Model: 90	REF 100SG1888
Sweeper brush, main - iron wire-natural fiber	Model: 90	REF 100SG1897
Sweeper brush, main - nylon-natural fiber	Model: 90	REF 100SG1896

used for: **DULEVO** series: **90**

used for: DULEVO series: 120

used for: **DULEVO** series: 120



FILTER

Filter element, dust filter - sack type	Model: 120 BF, DL, EH	REF 101SG3478
---	------------------------------	--------------------------------------



SWEEPER/BRUSH

Sweeper brush, curb - 13" or 330,20 mm; nylon; 3 SR	Model: 120 BF, DL, EH	REF 100SG1831
Sweeper brush, curb - 13" or 330,20 mm; nylon-iron wire; 3 SR	Model: 120 BF, DL, EH	REF 100SG1832
Sweeper brush, curb - 13" or 330,20 mm; polypropylene; 3 SR	Model: 120 BF, DL, EH	REF 100SG1833
Sweeper brush, curb - 13" or 330,20 mm; polypropylene-iron wire; 3 SR	Model: 120 BF, DL, EH	REF 100SG1830
Sweeper brush, curb - 5" or 127,00 mm; iron wire; 3 SR	Model: 120 BF, DL, EH	REF 100SG1848
Sweeper brush, main - 47" or 1193,80 mm; natural fiber-iron wire; 8 DR	Model: 120 BF, DL, EH	REF 100SG1850
Sweeper brush, main - 47" or 1193,80 mm; nylon; 8 DR	Model: 120 BF, DL, EH	REF 100SG1851
Sweeper brush, main - 47" or 1193,80 mm; nylon-iron wire; 8 DR	Model: 120 BF, DL, EH	REF 100SG1852
Sweeper brush, main - 47" or 1193,80 mm; polypropylene-iron wire; 8 DR	Model: 120 BF, DL, EH	REF 100SG1829
Sweeper brush, main - 47" or 1193,80 mm; polypropylene-natural fiber; 8 DR	Model: 120 BF, DL, EH	REF 100SG1849

used for: **DULEVO** series: **1100**



FILTER

Filter element, dust filter - sack type	Model: 1100 DL, DY, EH, SV	REF 101SG3479
---	-----------------------------------	--------------------------------------



SWEEPER/BRUSH

Sweeper brush, curb - 13" or 330,20 mm; nylon; 3 SR	Model: 1100 DL, DY, EH, SV	REF 100SG1831
Sweeper brush, curb - 13" or 330,20 mm; nylon-iron wire; 3 SR	Model: 1100 DL, DY, EH, SV	REF 100SG1832
Sweeper brush, curb - 13" or 330,20 mm; polypropylene; 3 SR	Model: 1100 DL, DY, EH, SV	REF 100SG1833
Sweeper brush, curb - 13" or 330,20 mm; polypropylene-iron wire; 3 SR	Model: 1100 DL, DY, EH, SV	REF 100SG1830
Sweeper brush, main - 30" or 762,00 mm; nylon; 6 DR	Model: 1100 DL, DY, EH, SV	REF 100SG1835
Sweeper brush, main - 30" or 762,00 mm; nylon-iron wire; 6 DR	Model: 1100 DL, DY, EH, SV	REF 100SG1836
Sweeper brush, main - 30" or 762,00 mm; polypropylene; 6 DR	Model: 1100 DL, DY, EH, SV	REF 100SG1837
Sweeper brush, main - 30" or 762,00 mm; polypropylene-iron wire; 6 DR	Model: 1100 DL, DY, EH, SV	REF 100SG1838
Sweeper brush, main - 30" or 762,00 mm; polypropylene-natural fiber; 6 DR	Model: 1100 DL, DY, EH, SV	REF 100SG1834

used for: **DULEVO** series: **1100**

used for: **DULEVO** series: **5000**

used for: **DULEVO** series: **5000**



FILTER

Filter element, dust filter - sack type	Model: 5000	REF 100SG1875
---	--------------------	--------------------------------------



SWEEPER/BRUSH

Sweeper brush, curb - 28" or 711,20 mm; polypropylene-iron wire; 5 SR	Model: 5000	REF 100SG1868
Sweeper brush, curb - polypropylene	Model: 5000	REF 100SG1869
Sweeper brush, main - 51" or 1295,40 mm; polypropylene-iron wire; MR; helical	Model: 5000	REF 100SG1894
Sweeper brush, main - 51" or 1295,40 mm; polypropylene-natural fiber; 8 DR; helical	Model: 5000	REF 100SG1889

used for: **DULEVO** series: **100 ELITE**



FILTER

Filter element, dust filter - sack type	Model: 100 ELITE BF, DK, DL, EH	REF 100SG1871
---	--	--------------------------------------



SWEEPER/BRUSH

Sweeper brush, curb - 13" or 330,20 mm; nylon; 3 SR	Model: 100 ELITE BF, DK, DL, EH	REF 100SG1831
Sweeper brush, curb - 13" or 330,20 mm; nylon-iron wire; 3 SR	Model: 100 ELITE BF, DK, DL, EH	REF 100SG1832
Sweeper brush, curb - 13" or 330,20 mm; polypropylene; 3 SR	Model: 100 ELITE BF, DK, DL, EH	REF 100SG1833
Sweeper brush, curb - 13" or 330,20 mm; polypropylene-iron wire; 3 SR	Model: 100 ELITE BF, DK, DL, EH	REF 100SG1830
Sweeper brush, curb - 5" or 127,00 mm; iron wire; 3 SR	Model: 100 ELITE BF, DK, DL, EH	REF 100SG1848
Sweeper brush, main - 40" or 1016,00 mm; polypropylene; 8 DR	Model: 100 ELITE BF, DK, DL, EH	REF 100SG1880
Sweeper brush, main - 40" or 1016,00 mm; polypropylene-iron wire; 8 DR	Model: 100 ELITE BF, DK, DL, EH	REF 100SG1881
Sweeper brush, main - 40" or 1016,00 mm; polypropylene-natural fiber; 8 DR	Model: 100 ELITE BF, DK, DL, EH	REF 100SG1879

used for: **DULEVO** series: **100 ELITE**

used for: DULEVO series: 120 ELITE

used for: **DULEVO** series: **120 ELITE**



FILTER

Filter element, dust filter - sack type	Model: 120 ELITE BF, DL, EH	REF 101SG3478
---	------------------------------------	--------------------------------------



SWEEPER/BRUSH

Sweeper brush, curb - 13" or 330,20 mm; nylon; 3 SR	Model: 120 ELITE BF, DL, EH	REF 100SG1831
Sweeper brush, curb - 13" or 330,20 mm; nylon-iron wire; 3 SR	Model: 120 ELITE BF, DL, EH	REF 100SG1832
Sweeper brush, curb - 13" or 330,20 mm; polypropylene; 3 SR	Model: 120 ELITE BF, DL, EH	REF 100SG1833
Sweeper brush, curb - 13" or 330,20 mm; polypropylene-iron wire; 3 SR	Model: 120 ELITE BF, DL, EH	REF 100SG1830
Sweeper brush, curb - 5" or 127,00 mm; iron wire; 3 SR	Model: 120 ELITE BF, DL, EH	REF 100SG1848
Sweeper brush, main - 47" or 1193,80 mm; natural fiber-iron wire; 8 DR	Model: 120 ELITE BF, DL, EH	REF 100SG1850
Sweeper brush, main - 47" or 1193,80 mm; nylon; 8 DR	Model: 120 ELITE BF, DL, EH	REF 100SG1851
Sweeper brush, main - 47" or 1193,80 mm; nylon-iron wire; 8 DR	Model: 120 ELITE BF, DL, EH	REF 100SG1852
Sweeper brush, main - 47" or 1193,80 mm; polypropylene-iron wire; 8 DR	Model: 120 ELITE BF, DL, EH	REF 100SG1829
Sweeper brush, main - 47" or 1193,80 mm; polypropylene-natural fiber; 8 DR	Model: 120 ELITE BF, DL, EH	REF 100SG1849

used for: DULEVO series: 120 ELITE

used for: **DULEVO** series: **1300 DL**



FILTER

Filter element, dust filter - sack type	Model: 1300 DL, DL PLUS	REF 101SG3479
---	--------------------------------	--------------------------------------



SWEEPER/BRUSH

Sweeper brush, curb - 10" or 254,00 mm; nylon; 2 SR	Model: 1300 DL, DL PLUS	REF 100SG1826
Sweeper brush, curb - 10" or 254,00 mm; nylon-iron wire; 2 SR	Model: 1300 DL, DL PLUS	REF 100SG1865
Sweeper brush, curb - 10" or 254,00 mm; polypropylene; 2 SR	Model: 1300 DL, DL PLUS	REF 100SG1827
Sweeper brush, curb - 10" or 254,00 mm; polypropylene-iron wire; 2 SR	Model: 1300 DL, DL PLUS	REF 100SG1866
Sweeper brush, main - 35" or 889,00 mm; natural fiber; 6 DR	Model: 1300 DL, DL PLUS	REF 100SG1861
Sweeper brush, main - 35" or 889,00 mm; natural fiber-iron wire; 6 DR	Model: 1300 DL, DL PLUS	REF 100SG1863
Sweeper brush, main - 35" or 889,00 mm; nylon-iron wire; 6 DR	Model: 1300 DL, DL PLUS	REF 100SG1864
Sweeper brush, main - 35" or 889,00 mm; polypropylene; 6 DR	Model: 1300 DL, DL PLUS	REF 100SG1828
Sweeper brush, main - 35" or 889,00 mm; polypropylene-natural fiber; 6 DR	Model: 1300 DL, DL PLUS	REF 100SG1867

used for: **DULEVO** series: **1300 DL**

used for: **DULEVO** series: **1300 DY**

used for: **DULEVO** series: **1300 DY**



FILTER

Filter element, dust filter - sack type	Model: 1300 DY, DY PLUS	REF 101SG3479
---	--------------------------------	--------------------------------------



SWEEPER/BRUSH

Sweeper brush, curb - 10" or 254,00 mm; nylon; 2 SR	Model: 1300 DY, DY PLUS	REF 100SG1826
Sweeper brush, curb - 10" or 254,00 mm; nylon-iron wire; 2 SR	Model: 1300 DY, DY PLUS	REF 100SG1865
Sweeper brush, curb - 10" or 254,00 mm; polypropylene; 2 SR	Model: 1300 DY, DY PLUS	REF 100SG1827
Sweeper brush, curb - 10" or 254,00 mm; polypropylene-iron wire; 2 SR	Model: 1300 DY, DY PLUS	REF 100SG1866
Sweeper brush, main - 35" or 889,00 mm; natural fiber; 6 DR	Model: 1300 DY, DY PLUS	REF 100SG1861
Sweeper brush, main - 35" or 889,00 mm; natural fiber-iron wire; 6 DR	Model: 1300 DY, DY PLUS	REF 100SG1863
Sweeper brush, main - 35" or 889,00 mm; nylon-iron wire; 6 DR	Model: 1300 DY, DY PLUS	REF 100SG1864
Sweeper brush, main - 35" or 889,00 mm; polypropylene; 6 DR	Model: 1300 DY, DY PLUS	REF 100SG1828
Sweeper brush, main - 35" or 889,00 mm; polypropylene-natural fiber; 6 DR	Model: 1300 DY, DY PLUS	REF 100SG1867

used for: **DULEVO** series: **1300 EH**



FILTER

Filter element, dust filter - sack type	Model: 1300 EH, EH PLUS	REF 101SG3479
---	--------------------------------	--------------------------------------



SWEEPER/BRUSH

Sweeper brush, curb - 10" or 254,00 mm; nylon; 2 SR	Model: 1300 EH, EH PLUS	REF 100SG1826
Sweeper brush, curb - 10" or 254,00 mm; nylon-iron wire; 2 SR	Model: 1300 EH, EH PLUS	REF 100SG1865
Sweeper brush, curb - 10" or 254,00 mm; polypropylene; 2 SR	Model: 1300 EH, EH PLUS	REF 100SG1827
Sweeper brush, curb - 10" or 254,00 mm; polypropylene-iron wire; 2 SR	Model: 1300 EH, EH PLUS	REF 100SG1866
Sweeper brush, main - 35" or 889,00 mm; natural fiber; 6 DR	Model: 1300 EH, EH PLUS	REF 100SG1861
Sweeper brush, main - 35" or 889,00 mm; natural fiber-iron wire; 6 DR	Model: 1300 EH, EH PLUS	REF 100SG1863
Sweeper brush, main - 35" or 889,00 mm; nylon-iron wire; 6 DR	Model: 1300 EH, EH PLUS	REF 100SG1864
Sweeper brush, main - 35" or 889,00 mm; polypropylene; 6 DR	Model: 1300 EH, EH PLUS	REF 100SG1828
Sweeper brush, main - 35" or 889,00 mm; polypropylene-natural fiber; 6 DR	Model: 1300 EH, EH PLUS	REF 100SG1867

used for: **DULEVO** series: **1300 EH**

used for: DULEVO series: 1300 SK

used for: **DULEVO** series: **1300 SK**



FILTER

Filter element, dust filter - sack type	Model: 1300 SK, SK PLUS	REF 101SG3479
---	--------------------------------	--------------------------------------



SWEEPER/BRUSH

Sweeper brush, curb - 10" or 254,00 mm; nylon; 2 SR	Model: 1300 SK, SK PLUS	REF 100SG1826
Sweeper brush, curb - 10" or 254,00 mm; nylon-iron wire; 2 SR	Model: 1300 SK, SK PLUS	REF 100SG1865
Sweeper brush, curb - 10" or 254,00 mm; polypropylene; 2 SR	Model: 1300 SK, SK PLUS	REF 100SG1827
Sweeper brush, curb - 10" or 254,00 mm; polypropylene-iron wire; 2 SR	Model: 1300 SK, SK PLUS	REF 100SG1866
Sweeper brush, main - 35" or 889,00 mm; natural fiber; 6 DR	Model: 1300 SK, SK PLUS	REF 100SG1861
Sweeper brush, main - 35" or 889,00 mm; natural fiber-iron wire; 6 DR	Model: 1300 SK, SK PLUS	REF 100SG1863
Sweeper brush, main - 35" or 889,00 mm; nylon-iron wire; 6 DR	Model: 1300 SK, SK PLUS	REF 100SG1864
Sweeper brush, main - 35" or 889,00 mm; polypropylene; 6 DR	Model: 1300 SK, SK PLUS	REF 100SG1828
Sweeper brush, main - 35" or 889,00 mm; polypropylene-natural fiber; 6 DR	Model: 1300 SK, SK PLUS	REF 100SG1867

used for: **DULEVO** series: **1300 STAR**



FILTER

Filter element, dust filter - sack type	Model: 1300 STAR DL, EH, SK	REF 101SG3479
---	------------------------------------	--------------------------------------



SWEEPER/BRUSH

Sweeper brush, curb - 13" or 330,20 mm; nylon; 3 SR	Model: 1300 STAR DL, EH, SK	REF 100SG1831
Sweeper brush, curb - 13" or 330,20 mm; nylon-iron wire; 3 SR	Model: 1300 STAR DL, EH, SK	REF 100SG1832
Sweeper brush, curb - 13" or 330,20 mm; polypropylene; 3 SR	Model: 1300 STAR DL, EH, SK	REF 100SG1833
Sweeper brush, curb - 13" or 330,20 mm; polypropylene-iron wire; 3 SR	Model: 1300 STAR DL, EH, SK	REF 100SG1830
Sweeper brush, curb - 13" or 330,20 mm; polypropylene-iron wire; 3 SR	Model: 1300 STAR DL, EH, SK	REF 100SG1830
Sweeper brush, main - 35" or 889,00 mm; natural fiber; 6 DR	Model: 1300 STAR DL, EH, SK	REF 100SG1861
Sweeper brush, main - 35" or 889,00 mm; natural fiber-iron wire; 6 DR	Model: 1300 STAR DL, EH, SK	REF 100SG1863
Sweeper brush, main - 35" or 889,00 mm; nylon-iron wire; 6 DR	Model: 1300 STAR DL, EH, SK	REF 100SG1864
Sweeper brush, main - 35" or 889,00 mm; polypropylene; 6 DR	Model: 1300 STAR DL, EH, SK	REF 100SG1828

used for: **DULEVO** series: **1300 STAR**

used for: DULEVO series: 1300 SV

used for: **DULEVO** series: **1300 SV**



FILTER

Filter element, dust filter - sack type	Model: 1300 SV, SV PLUS	REF 101SG3479
---	--------------------------------	--------------------------------------



SWEEPER/BRUSH

Sweeper brush, curb - 10" or 254,00 mm; nylon; 2 SR	Model: 1300 SV, SV PLUS	REF 100SG1826
Sweeper brush, curb - 10" or 254,00 mm; nylon-iron wire; 2 SR	Model: 1300 SV, SV PLUS	REF 100SG1865
Sweeper brush, curb - 10" or 254,00 mm; polypropylene; 2 SR	Model: 1300 SV, SV PLUS	REF 100SG1827
Sweeper brush, curb - 10" or 254,00 mm; polypropylene-iron wire; 2 SR	Model: 1300 SV, SV PLUS	REF 100SG1866
Sweeper brush, main - 35" or 889,00 mm; natural fiber; 6 DR	Model: 1300 SV, SV PLUS	REF 100SG1861
Sweeper brush, main - 35" or 889,00 mm; natural fiber-iron wire; 6 DR	Model: 1300 SV, SV PLUS	REF 100SG1863
Sweeper brush, main - 35" or 889,00 mm; nylon-iron wire; 6 DR	Model: 1300 SV, SV PLUS	REF 100SG1864
Sweeper brush, main - 35" or 889,00 mm; polypropylene; 6 DR	Model: 1300 SV, SV PLUS	REF 100SG1828
Sweeper brush, main - 35" or 889,00 mm; polypropylene-natural fiber; 6 DR	Model: 1300 SV, SV PLUS	REF 100SG1867

used for: **DULEVO** series: **74 EH**



FILTER

Filter element, dust filter - sack type	Model: 74 EH	REF 100SG1873
---	---------------------	--------------------------------------



MOTOR

Motor, shaker - 12 VDC	Model: 74 EH	REF 100SG1877
Motor, shaker - 24 VDC	Model: 74 EH	REF 100SG1876



SWEEPER/BRUSH

Sweeper brush, main - 28" or 711,20 mm; nylon-natural fiber; 6 DR; central brush	Model: 74 EH	REF 100SG1842
Sweeper brush, main - 28" or 711,20 mm; polypropylene; 6 DR; central brush	Model: 74 EH	REF 100SG1846
Sweeper brush, main - 28" or 711,20 mm; polypropylene-iron wire; 6 DR; central brush	Model: 74 EH	REF 100SG1847

used for: **DULEVO** series: **74 EH**

used for: **DULEVO** series: **CR200 QUATTRO**

used for: **DULEVO** series: **CR200 QUATTRO**



FILTER

Filter element, dust filter - normal; sack type	Model: CR200 QUATTRO	REF 100SG1872
---	-----------------------------	--------------------------------------



SWEEPER/BRUSH

Sweeper brush, curb - 19" or 482,60 mm; polypropylene; 4 SR; with casing only	Model: CR200 QUATTRO	REF 100SG1885
Sweeper brush, curb - 19" or 482,60 mm; polypropylene-iron wire; 5 SR; with wasing only	Model: CR200 QUATTRO	REF 100SG1890
Sweeper brush, curb - 24" or 609,60 mm; iron wire; 5 SR; optional	Model: CR200 QUATTRO	REF 100SG1882
Sweeper brush, curb - 24" or 609,60 mm; polypropylene; 5 SR; optional	Model: CR200 QUATTRO	REF 100SG1886
Sweeper brush, curb - 24" or 609,60 mm; polypropylene-iron wire; 5 SR; optional	Model: CR200 QUATTRO	REF 100SG1891
Sweeper brush, main - 50" or 1270,00 mm; polypropylene; 8 TR; central brush	Model: CR200 QUATTRO	REF 100SG1887
Sweeper brush, main - 50" or 1270,00 mm; polypropylene-iron wire; 8TR; central brush	Model: CR200 QUATTRO	REF 100SG1892

used for: **DULEVO** series: **H404M**

used for: **DULEVO** series: **H404M**



FILTER

Filter, solution inline	Model: H404M	REF 100SG1946
-------------------------	---------------------	--------------------------------------



HOSE

Hose, drain	Model: H404M	REF 101SG3480
Hose, vacuum	Model: H404M	REF 100SG1944



SQUEEGEE

Squeegee assembly, front - standard	Model: H404M	REF 100SG1857
Blade, squeegee front - oil-resistant; optional	Model: H404M	REF 100SG1858
Squeegee assembly, rear - standard	Model: H404M	REF 100SG1859
Squeegee assembly, rear - oil-resistant; optional	Model: H404M	REF 100SG1860



SWEEPER/BRUSH

Scrubber brush, main - 17" or 431,80 mm; Tynex; 8 SR	Model: H404M	REF 100SG1940
Scrubber brush, main - polypropylene	Model: H404M	REF 100SG1941



VACUUM MOTOR

Motor, vacuum - 24 VDC; 400 W; suction	Model: H404M	REF 100SG1945
--	---------------------	--------------------------------------

used for: DULEVO series: H507

used for: **DULEVO** series: **H507**



FILTER

Filter element, air filter	Model: H507C, H507M	REF 101SG3482
----------------------------	----------------------------	--------------------------------------



HOSE

Hose, drain	Model: H507C, H507M	REF 101SG3481
Hose, vacuum	Model: H507C, H507M	REF 100SG1853



SQUEEGEE

Squeegee assembly	Model: H507C, H507M	REF 100SG1856
Blade, squeegee front - oil-resistant; optional	Model: H507C, H507M	REF 100SG1858
Squeegee assembly, front - standard	Model: H507C, H507M	REF 100SG1857
Squeegee assembly, rear - oil-resistant; optional	Model: H507C, H507M	REF 100SG1860
Squeegee assembly, rear - standard	Model: H507C, H507M	REF 100SG1859



SWEEPER/BRUSH

Scrubber brush, main - 19" or 482,60 mm; polypropylene	Model: H507M	REF 101SG3483
Scrubber brush, main - 19" or 482,60 mm; Tynex	Model: H507M	REF 101SG3484



VACUUM MOTOR

Motor, vacuum - 24 VDC; 2 stage	Model: H507M	REF 100SG1855
Motor, vacuum - 240 VAC; 1000 W	Model: H507C	REF 100SG1854

used for: **DULEVO** series: **H557**



FILTER

Filter element, solution intake filter	Model: H557	REF 100SG1939
--	--------------------	--------------------------------------



HOSE

Hose, drain	Model: H557	REF 101SG3485
Hose, vacuum	Model: H557	REF 100SG1853



SQUEEGEE

Squeegee assembly, front - standard	Model: H557	REF 100SG1857
Blade, squeegee front - oil-resistant; optional	Model: H557	REF 100SG1858
Squeegee assembly, rear - standard	Model: H557	REF 100SG1859
Squeegee assembly, rear - oil-resistant; optional	Model: H557	REF 100SG1860



SWEEPER/BRUSH

Scrubber brush, main - 11" or 279,40 mm; polypropylene; 5 SR	Model: H557	REF 100SG1942
Scrubber brush, main - Tynex	Model: H557	REF 100SG1943



VACUUM MOTOR

Motor, vacuum - 24 VDC; 2 stage	Model: H557	REF 100SG1855
---------------------------------	--------------------	--------------------------------------

used for: **DULEVO** series: **H557**

used for: DULEVO series: H820

used for: **DULEVO** series: **H820**



FILTER

Filter complete, solution intake filter - 50 mesh, water filter	Model: H820	REF 100SG1934
---	--------------------	--------------------------------------



HOSE

Hose, drain	Model: H820	REF 101SG3486
Hose, vacuum	Model: H820	REF 100SG1937



MOTOR

Motor, scrub brush - 36 VDC; 500 W- from sn h082000060	Model: H820	REF 100SG1936
Motor, scrub brush - 36 VDC; 500 W - up to sn h082000061	Model: H820	REF 100SG1938



SQUEEGEE

Blade kit, squeegee - rubber	Model: H820	REF 100SG1935
Blade, squeegee front - rubber	Model: H820	REF 100SG1933
Blade, squeegee rear - rubber	Model: H820	REF 100SG1932



VACUUM MOTOR

Motor, vacuum - 36 VDC; suction	Model: H820	REF 100SG1931
---------------------------------	--------------------	--------------------------------------



USED FOR
EUREKA

used for: EUREKA series: COMPACT 1150

used for: **EUREKA** series: **COMPACT 1150**



FILTER

Filter element, dust filter - 2nd version	Model: COMPACT 1150	REF 100SG1952
Filter element, dust filter - complete with separators usgc; bag type	Model: COMPACT 1150	REF 100SG1955



SWEEPER/BRUSH

Sweeper brush, curb - 7" or 177,80 mm; polypropylene; 2 SR	Model: COMPACT 1150	REF 100SG1953
Sweeper brush, main - 28" or 711,20 mm; polypropylene; 6 DR	Model: COMPACT 1150	REF 100SG1954

used for: **EUREKA** series: **E71**



FILTER

Filter complete, solution inline	Model: E71	REF 100SG1962
Filter complete, vacuum motor	Model: E71	REF 100SG1965



HOSE

Hose, drain	Model: E71	REF 100SG1964
Hose, vacuum	Model: E71	REF 101SG3487

SQUEEGEE

Blade, squeegee inner - 39" or 990,60 mm; red gum	Model: E71	REF 100SG1947
Blade, squeegee inner - polyurethane	Model: E71	REF 100SG1950
Blade, squeegee rear - red gum	Model: E71	REF 100SG1948
Blade, squeegee rear - polyurethane	Model: E71	REF 100SG1949



SWEEPER/BRUSH

Scrubber brush, main - abrasive nylon 1.2	Model: E71	REF 100SG1961
Scrubber brush, main - polypropylene 0.6	Model: E71	REF 100SG1959
Scrubber brush, main - polypropylene 0.9	Model: E71	REF 100SG1960



VACUUM MOTOR

Motor, vacuum	Model: E71	REF 100SG1966
---------------	-------------------	--------------------------------------

used for: **EUREKA** series: **E71**

used for: EUREKA series: E81

used for: **EUREKA** series: **E81**



FILTER

Filter complete, solution inline	Model: E81	REF 100SG1962
Filter complete, vacuum motor	Model: E81	REF 100SG1965



HOSE

Hose, drain	Model: E81	REF 100SG1964
Hose, vacuum	Model: E81	REF 101SG3487



SQUEEGEE

Blade, squeegee inner - 39" or 990,60 mm; red gum	Model: E81	REF 100SG1947
Blade, squeegee inner - polyurethane	Model: E81	REF 100SG1950
Blade, squeegee rear - red gum	Model: E81	REF 100SG1948
Blade, squeegee rear - polyurethane	Model: E81	REF 100SG1949



SWEEPER/BRUSH

Scrubber brush, main - abrasive nylon	Model: E81	REF 100SG1957
Scrubber brush, main - polypropylene 0.6	Model: E81	REF 100SG1956
Scrubber brush, main - polypropylene 0.9	Model: E81	REF 100SG1958



VACUUM MOTOR

Motor, vacuum	Model: E81	REF 100SG1966
---------------	-------------------	--------------------------------------



USED FOR
FIMAP

used for: **FIMAP** series: **VE MXR**



FILTER

Element, solution drain filter	Model: VE MXR	REF 100SG3091
Filter element, solution intake filter	Model: VE MXR	REF 100SG1971



HOSE

Hose, drain	Model: VE MXR	REF 100SG1972
Hose, vacuum	Model: VE MXR	REF 100SG1973



SQUEEGEE

Blade kit, squeegee - 27" or 685,80 mm; latex	Model: VE MXR	REF 100SG1969
Blade kit, squeegee - 27" or 685,80 mm; polyurethane	Model: VE MXR	REF 100SG1968
Blade kit, squeegee - 27" or 685,80 mm; rubber; 33 shore	Model: VE MXR	REF 100SG1967
Blade, squeegee inner - polyurethane	Model: VE MXR	REF 100SG3085
Blade, squeegee rear - rubber; 33 shore	Model: VE MXR	REF 100SG3086



SWEEPER/BRUSH

Scrubber brush, main - 21" or 533,40 mm; polypropylene 0.3; 6 SR	Model: VE MXR	REF 100SG3087
Scrubber brush, main - 21" or 533,40 mm; polypropylene 0.6; 6 SR	Model: VE MXR	REF 100SG3088
Scrubber brush, main - 22" or 558,80 mm; polypropylene 0.9; 6 SR	Model: VE MXR	REF 100SG3089
Scrubber brush, main - Tynex 0.9	Model: VE MXR	REF 100SG3090



VACUUM MOTOR

Motor, vacuum	Model: VE MXR	REF 100SG1970
---------------	----------------------	--------------------------------------



USED FOR
FIorentINI

used for: **FIorentini** series: **DELUX 43B**

used for: **FIorentini** series: **DELUX 43B**



HOSE

Hose, vacuum	Model: DELUX 43B	REF 100SG1974
--------------	-------------------------	--------------------------------------



SQUEEGEE

Blade kit, squeegee	Model: DELUX 43B	REF 100SG1977
Blade, squeegee front	Model: DELUX 43B	REF 100SG1978
Blade, squeegee rear	Model: DELUX 43B	REF 100SG1979
Squeegee assembly	Model: DELUX 43B	REF 100SG1976



SWEEPER/BRUSH

Scrubber brush, main - 16" or 406,40 mm; nylon; 7 SR	Model: DELUX 43B	REF 101SG3488
Scrubber brush, main - 16" or 406,40 mm; steel	Model: DELUX 43B	REF 101SG3489



VACUUM MOTOR

Motor, vacuum - 24 VDC; 350 W	Model: DELUX 43B	REF 100SG1975
-------------------------------	-------------------------	--------------------------------------

used for: **FIorentINI** series: **DELUX 50B**



HOSE

Hose, vacuum	Model: DELUX 50B	REF 100SG1974
--------------	-------------------------	--------------------------------------



SQUEEGEE

Blade kit, squeegee	Model: DELUX 50B	REF 100SG1977
Blade, squeegee front	Model: DELUX 50B	REF 100SG1978
Blade, squeegee rear	Model: DELUX 50B	REF 100SG1979
Squeegee assembly	Model: DELUX 50B	REF 100SG1976



SWEEPER/BRUSH

Scrubber brush, main - 18" or 457,20 mm; nylon; 8 SR	Model: DELUX 50B	REF 101SG3490
Scrubber brush, main - steel	Model: DELUX 50B	REF 101SG3491



VACUUM MOTOR

Motor, vacuum - 24 VDC; 350 W	Model: DELUX 50B	REF 100SG1975
-------------------------------	-------------------------	--------------------------------------

used for: **FIorentINI** series: **DELUX 50B**

used for: **FIorentini** series: **S32B**

used for: **FIorentini** series: **S32B**



FILTER

Filter element, dust filter	Model: S32B	REF 101SG3492
-----------------------------	--------------------	--------------------------------------



SWEEPER/BRUSH

Sweeper brush, curb - 10" or 254,00 mm; polypropylene; 4 SR	Model: S32B	REF 100SG1980
Sweeper brush, main - 31" or 787,40 mm; polypropylene; 6 DR	Model: S32B	REF 100SG1981



VACUUM MOTOR

Motor, vacuum - 36 VDC, 0,25 W; 2600 RPM; for vacuum fan	Model: S32B	REF 100SG1982
--	--------------------	--------------------------------------

used for: **FIorentINI** series: **SMILE 70M**



HOSE

Hose, drain	Model: SMILE 70M	REF 101SG3493
Hose, vacuum	Model: SMILE 70M	REF 100SG1983



SQUEEGEE

Blade kit, squeegee	Model: SMILE 70M	REF 100SG1993
---------------------	-------------------------	--------------------------------------



SWEEPER/BRUSH

Scrubber brush, main - 13" or 330,20 mm; polypropylene; 7 SR	Model: SMILE 70M	REF 101SG3494
Scrubber brush, main - 13" or 330,20 mm; Tynex; 6 SR	Model: SMILE 70M	REF 101SG3495



VACUUM MOTOR

Motor, vacuum - 36 VDC	Model: SMILE 70M	REF 100SG1984
------------------------	-------------------------	--------------------------------------

used for: **FIorentINI** series: **SMILE 70M**

used for: **FIorentINI** series: **SMILE 80M**

used for: **FIorentINI** series: **SMILE 80M**



HOSE

Hose, drain	Model: SMILE 80M	REF 101SG3493
Hose, vacuum	Model: SMILE 80M	REF 100SG1983



SQUEEGEE

Blade kit, squeegee	Model: SMILE 80M	REF 100SG1994
---------------------	-------------------------	--------------------------------------



SWEEPER/BRUSH

Scrubber brush, main - 15" or 381,00 mm; nylon; 7 SR	Model: SMILE 80M	REF 101SG3496
Scrubber brush, main - 15" or 381,00 mm; Tynex	Model: SMILE 80M	REF 101SG3497



VACUUM MOTOR

Motor, vacuum - 36 VDC	Model: SMILE 80M	REF 100SG1984
------------------------	-------------------------	--------------------------------------

used for: **FIorentINI** series: **UNICA 75**



HOSE

Hose, drain	Model: UNICA 75	REF 101SG3500
Hose, solution - length: 780,00 mm	Model: UNICA 75	REF 100SG1985



SQUEEGEE

Blade kit, squeegee	Model: UNICA 75	REF 100SG1992
Blade, squeegee front	Model: UNICA 75	REF 100SG1989
Blade, squeegee rear	Model: UNICA 75	REF 100SG1987



SWEEPER/BRUSH

Scrubber brush, main - 15" or 381,00 mm; iron wire; 6 SR	Model: UNICA 75	REF 101SG3499
Scrubber brush, main - 15" or 381,00 mm; polypropylene; 7 SR	Model: UNICA 75	REF 101SG3498



VACUUM MOTOR

Motor, vacuum - 36 VDC	Model: UNICA 75	REF 100SG1984
------------------------	------------------------	--------------------------------------

used for: **FIorentINI** series: **UNICA 75**

used for: **FIorentini** series: **UNICA 85**



HOSE

Hose, solution - length: 780,00 mm	Model: UNICA 85	REF 100SG1985
Hose, solution - length: 37,40" or 950 mm	Model: UNICA 85	REF 100SG1986



SQUEEGEE

Blade kit, squeegee	Model: UNICA 85	REF 100SG1988
Blade, squeegee front	Model: UNICA 85	REF 100SG1991
Blade, squeegee rear	Model: UNICA 85	REF 100SG1990



SWEEPER/BRUSH

Scrubber brush, main - 16" or 406,40 mm; polypropylene; 7 SR	Model: UNICA 85	REF 101SG3501
Scrubber brush, main - iron wire	Model: UNICA 85	REF 101SG3502



VACUUM MOTOR

Motor, vacuum - 36 VDC	Model: UNICA 85	REF 100SG1984
------------------------	------------------------	--------------------------------------



USED FOR
FLOORPUL

used for: FLOORPUL series: JADE 50

used for: **FLOORPUL** series: **JADE 50**



FILTER

Filter element, solution intake filter	Model: JADE 50	REF 100SG3095
--	-----------------------	--------------------------------------



HOSE

Hose, drain	Model: JADE 50	REF 100SG3093
Hose, vacuum, squeegee	Model: JADE 50	REF 100SG3092
Hose, vacuum	Model: JADE 50	REF 100SG3094



SQUEEGEE

Blade, squeegee rear - 39" or 990,60 mm; brown rubber; 40 shore	Model: JADE 50	REF 100SG1996
Blade, squeegee rear - 39" or 990,60 mm; rubber; 33 shore	Model: JADE 50	REF 100SG1997
Blade squeegee rear - 39" or 990,60 mm; oil-resistant	Model: JADE 50	REF 100SG1998
Blade, squeegee rear - 39" or 990,60 mm; rubber; 50 shore	Model: JADE 50	REF 100SG1999



SWEEPER/BRUSH

Scrubber brush, main - 19" or 482,60 mm; polypropylene 0.3; 8 SR	Model: JADE 50	REF 101SG3503
Scrubber brush, main - 19" or 482,60 mm; polypropylene 0.6; 8 SR	Model: JADE 50	REF 101SG3504
Scrubber brush, main - 19" or 482,60 mm; polypropylene 0.9	Model: JADE 50	REF 101SG3505



VACUUM MOTOR

Motor, vacuum - 24 VDC; 350 W; suction; with connector h 1200	Model: JADE 50	REF 100SG3096
Motor, vacuum - 24 VDC; 480 W; suction; with connector h 1600	Model: JADE 50	REF 100SG3097

used for: **FLOORPUL** series: **JADE 55**



FILTER

Filter element, solution intake filter	Model: JADE 55	REF 100SG3095
--	-----------------------	--------------------------------------



HOSE

Hose, drain	Model: JADE 55	REF 100SG3093
Hose, vacuum, squeegee	Model: JADE 55	REF 100SG3092
Hose, vacuum	Model: JADE 55	REF 100SG3094



SQUEEGEE

Blade, squeegee rear - 39" or 990,60 mm; brown rubber; 40 shore	Model: JADE 55	REF 100SG1996
Blade, squeegee rear - 39" or 990,60 mm; rubber; 33 shore	Model: JADE 55	REF 100SG1997
Blade squeegee rear - 39" or 990,60 mm; oil-resistant	Model: JADE 55	REF 100SG1998
Blade, squeegee rear - 39" or 990,60 mm; rubber; 50 shore	Model: JADE 55	REF 100SG1999



SWEEPER/BRUSH

Scrubber brush, main - polypropylene 0.4	Model: JADE 55	REF 101SG3506
--	-----------------------	--------------------------------------



VACUUM MOTOR

Motor, vacuum - 24 VDC; 350 W; suction; with connector h 1200	Model: JADE 55	REF 100SG3096
Motor, vacuum - 24 VDC; 480 W; suction; with connector h 1600	Model: JADE 55	REF 100SG3097

used for: **FLOORPUL** series: **JADE 55**

used for: FLOORPUL series: JADE 66

used for: **FLOORPUL** series: **JADE 66**



FILTER

Filter element, solution intake filter	Model: JADE 66	REF 100SG3095
--	-----------------------	--------------------------------------



HOSE

Hose, drain	Model: JADE 66	REF 100SG3093
Hose, vacuum, squeegee	Model: JADE 66	REF 100SG3092
Hose, vacuum	Model: JADE 66	REF 100SG3094



SQUEEGEE

Blade, squeegee rear - 39" or 990,60 mm; brown rubber; 40 shore	Model: JADE 66	REF 100SG1996
Blade, squeegee rear - 39" or 990,60 mm; rubber; 33 shore	Model: JADE 66	REF 100SG1997
Blade squeegee rear - 39" or 990,60 mm; oil-resistant	Model: JADE 66	REF 100SG1998
Blade, squeegee rear - 39" or 990,60 mm; rubber; 50 shore	Model: JADE 66	REF 100SG1999



SWEEPER/BRUSH

Scrubber brush, main - 13" or 330,20 mm; polypropylene 0.3; 6 SR	Model: JADE 66	REF 101SG3507
Scrubber brush, main - 13" or 330,20 mm; polypropylene 0.6; 6 SR	Model: JADE 66	REF 101SG3508
Scrubber brush, main - 13" or 330,20 mm; polypropylene 0.9; 5 SR	Model: JADE 66	REF 101SG3509



VACUUM MOTOR

Motor, vacuum - 24 VDC; 350 W; suction; with connector h 1200	Model: JADE 66	REF 100SG3096
Motor, vacuum - 24 VDC; 480 W; suction; with connector h 1600	Model: JADE 66	REF 100SG3097

used for: **FLOORPUL** series: **RUBY 45**



HOSE

Hose, vacuum - for squeegee	Model: RUBY 45	REF 100SG1542
Hose, vacuum - for tank	Model: RUBY 45	REF 100SG2005



MOTOR

Elektromotor, scrub brush – 24 VDC; 420 W; 2800 RPM	Model: RUBY 45	REF 100SG1995
---	-----------------------	--------------------------------------



SQUEEGEE

Blade, squeegee front - 32" or 812,80 mm; polyurethane	Model: RUBY 45	REF 100SG2001
Blade, squeegee rear - 33" or 838,20 mm; 33 shore	Model: RUBY 45	REF 100SG2003
Blade, squeegee rear - 33" or 838,20 mm; 40 shore	Model: RUBY 45	REF 100SG2002
Blade, squeegee rear - 33" or 838,20 mm; oil-resistant	Model: RUBY 45	REF 100SG2004
Squeegee assembly - inox	Model: RUBY 45	REF 100SG2006
Squeegee assembly - iron	Model: RUBY 45	REF 100SG2007



SWEEPER/BRUSH

Scrubber brush, main - 8" or 203,20 mm; polypropylene 0.3; 5 SR	Model: RUBY 45	REF 101SG3510
Scrubber brush, main - 8" or 203,20 mm; polypropylene 0.6; 5 SR	Model: RUBY 45	REF 101SG3511
Scrubber brush, main - polypropylene 0.9	Model: RUBY 45	REF 101SG3512



VACUUM MOTOR

Motor, vacuum - 24 VDC; 350 W	Model: RUBY 45	REF 100SG2000
-------------------------------	-----------------------	--------------------------------------

used for: **FLOORPUL** series: **RUBY 45**

NOTES

NOTES

Lined area for notes with horizontal dotted lines.



USED FOR
GANSOW IPC

used for: GANSOW IPC series: BT50

used for: **GANSOW IPC** series: **BT50**



HOSE

Hose, drain	Model: BT50	REF 100SG3116
-------------	--------------------	--------------------------------------



SQUEEGEE

Blade, squeegee rear - rubber; inner	Model: BT50	REF 100SG2008
Blade, squeegee rear - rubber; outer	Model: BT50	REF 100SG2009



SWEEPER/BRUSH

Scrubber brush, main - 18" or 457,20 mm; polypropylene 0.6; 9 SR	Model: BT50	REF 100SG2012
--	--------------------	--------------------------------------



VACUUM MOTOR

Motor, vacuum - 24 VDC; 350 W; date: from 01/11/2008	Model: BT50	REF 100SG3101
Motor, vacuum - 24 VDC; date: from 31/10/2008	Model: BT50	REF 100SG3099

used for: **GANSOW IPC** series: **BT70**



HOSE

Hose, drain – date: from 01/02/2011	Model: BT70	REF 100SG3119
Hose, drain – date: 01/06/2010 – 31/01/2011	Model: BT70	REF 100SG3114
Hose, drain – date: from 31/05/2010	Model: BT70	REF 100SG3111
Hose, vacuum – date: 01/02/2009 – 30/09/2010	Model: BT70	REF 100SG3113
Hose, vacuum – length: 43,30” or 1100 mm; date: from 01/10/2010	Model: BT70	REF 100SG3118
Hose, vacuum – length: 38,97” or 990,00 mm; inner diameter: 350,00 mm; date: from 31/01/2009	Model: BT70	REF 100SG3112



SQUEEGEE

Blade, squeegee rear - rubber; inner	Model: BT70	REF 100SG2011
Blade, squeegee rear - rubber; outer	Model: BT70	REF 100SG2010



SWEEPER/BRUSH

Scrubber brush, main - 13” or 330,20 mm; nylon 0.8; 6 SR; bt 7000	Model: BT70	REF 100SG2013
Scrubber brush, main - cylindrical	Model: BT70	REF 100SG3110



VACUUM MOTOR

Motor, vacuum – 24 VDC; 350 W; date: from 01/11/2008	Model: BT70	REF 100SG3101
Motor, vacuum – 24 VDC; date: till 31/10/2008	Model: BT70	REF 100SG3099

used for: **GANSOW IPC** series: **BT70**

used for: GANSOW IPC series: BT85

used for: **GANSOW IPC** series: **BT85**



FILTER

Filter complete, solution inline	Model: BT85	REF 100SG3098
----------------------------------	--------------------	--------------------------------------



HOSE

Hose, vacuum	Model: BT85	REF 100SG3117
--------------	--------------------	--------------------------------------



SQUEEGEE

Blade, squeegee front - XL; red	Model: BT85	REF 100SG3106
Blade, squeegee rear - XL	Model: BT85	REF 100SG3107



SWEEPER/BRUSH

Scrubber brush, main - 16" or 406,40 mm; polypropylene; 7 SR	Model: BT85	REF 100SG3109
--	--------------------	--------------------------------------



VACUUM MOTOR

Motor, vacuum - 24 VDC; 650 W	Model: BT85	REF 100SG3100
-------------------------------	--------------------	--------------------------------------

used for: **GANSOW IPC** series: **CT110**



FILTER

Filter complete, solution inline	Model: CT110	REF 100SG3098
----------------------------------	---------------------	--------------------------------------



HOSE

Hose, vacuum	Model: CT110	REF 100SG3117
--------------	---------------------	--------------------------------------



SQUEEGEE

Blade, squeegee front - XL; red	Model: CT110	REF 100SG3106
Blade, squeegee rear - XL	Model: CT110	REF 100SG3107



SWEEPER/BRUSH

Scrubber brush, main - 16" or 406,40 mm; polypropylene; 7 SR	Model: CT110	REF 100SG3109
--	---------------------	--------------------------------------



VACUUM MOTOR

Motor, vacuum - 24 VDC; 650 W	Model: CT110	REF 100SG3100
-------------------------------	---------------------	--------------------------------------

used for: **GANSOW IPC** series: **CT110**

used for: GANSOW IPC series: CT40

used for: **GANSOW IPC** series: **CT40**



HOSE

Hose, drain	Model: CT40	REF 100SG3116
-------------	--------------------	--------------------------------------



SQUEEGEE

Blade, squeegee rear - rubber; inner	Model: CT40	REF 100SG2008
Blade, squeegee rear - rubber; outer	Model: CT40	REF 100SG2009



SWEEPER/BRUSH

Scrubber brush, main - 18" or 457,20 mm; polypropylene 0.6; 9 SR	Model: CT40	REF 100SG2012
--	--------------------	--------------------------------------



VACUUM MOTOR

Motor, vacuum - 24 VDC; 350 W; date: from 01/11/2008	Model: CT40	REF 100SG3101
Motor, vacuum - 24 VDC; date: from 31/10/2008	Model: CT40	REF 100SG3099

used for: **GANSOW IPC** series: **CT70**



HOSE

Hose, drain – date: from 01/02/2011	Model: CT70	REF 100SG3119
Hose, drain – date: 01/06/2010 – 31/01/2011	Model: CT70	REF 100SG3114
Hose, drain – date: from 31/05/2010	Model: CT70	REF 100SG3111
Hose, vacuum – date: 01/02/2009 – 30/09/2010	Model: CT70	REF 100SG3113
Hose, vacuum – length: 43,30” or 1100 mm; date: from 01/10/2010	Model: CT70	REF 100SG3118
Hose, vacuum – length: 38,97” or 990,00 mm; inner diameter: 350,00 mm; date: from 31/01/2009	Model: CT70	REF 100SG3112



SQUEEGEE

Blade, squeegee rear - rubber; inner	Model: CT70	REF 100SG2011
Blade, squeegee rear - rubber; outer	Model: CT70	REF 100SG2010



SWEEPER/BRUSH

Scrubber brush, main - cylindrical	Model: CT70	REF 100SG3110
------------------------------------	--------------------	--------------------------------------



VACUUM MOTOR

Motor, vacuum – 24 VDC; 350 W; date: from 01/11/2008	Model: CT70	REF 100SG3101
Motor, vacuum – 24 VDC; date: from 10/31/2008	Model: CT70	REF 100SG3099

used for: **GANSOW IPC** series: **CT70**

used for: GANSOW IPC series: LAVAPAV 62 BF 65

used for: **GANSOW IPC** series: **LAVAPAV 62 BF 65**



FILTER

Filter element, solution intake filter	Model: LAVAPAV 62 BF 65	REF 100SG3103
--	--------------------------------	--------------------------------------



HOSE

Hose, drain	Model: LAVAPAV 62 BF 65	REF 100SG3115
-------------	--------------------------------	--------------------------------------



SQUEEGEE

Blade, squeegee front	Model: LAVAPAV 62 BF 65	REF 100SG3104
-----------------------	--------------------------------	--------------------------------------

Blade, squeegee rear	Model: LAVAPAV 62 BF 65	REF 100SG3105
----------------------	--------------------------------	--------------------------------------



SWEEPER/BRUSH

Scrubber brush, main - 13" or 330,20 mm; polypropylene 0.5; 5 SR	Model: LAVAPAV 62 BF 65	REF 100SG3108
--	--------------------------------	--------------------------------------



VACUUM MOTOR

Motor, vacuum - 24 VDC; 500 W	Model: LAVAPAV 62 BF 65	REF 100SG3102
-------------------------------	--------------------------------	--------------------------------------



USED FOR
HAKO

used for: **HAKO** series: **CITYMASTER 1200**

used for: **HAKO** series: **CITYMASTER 1200**



FILTER

Filter element, dust filter - sp 6300.30; from sn 00001	Model: CITYMASTER 1200	REF 100SG2086
---	-------------------------------	--------------------------------------



SQUEEGEE

Blade, squeegee inner - polyurethane	Model: CITYMASTER 1200	REF 100SG2089
Blade, squeegee outer - rubber	Model: CITYMASTER 1200	REF 100SG2088
Blade, squeegee outer - polyurethane	Model: CITYMASTER 1200	REF 100SG2087



SWEEPER/BRUSH

Sweeper brush, curb - 13" or 330,20 mm; polypropylene; 3 SR; date: from 09/01/2002	Model: CITYMASTER 1200	REF 100SG2137
Sweeper brush, main - 32" or 812,80 mm; polypropylene; 14 DR	Model: CITYMASTER 1200	REF 100SG2135

used for: **HAKO** series: **CITYMASTER 2000**



FILTER

Waterfilter	Model: CITYMASTER 2000	REF 101SG6005
Ventilation filter hydraulic tank	Model: CITYMASTER 2000	REF 101SG6007
Pressure filter element (drive)	Model: CITYMASTER 2000	REF 101SG6008
Return line filter element	Model: CITYMASTER 2000	REF 100SG2124
Air filter ventilation filter vacuum valve	Model: CITYMASTER 2000	REF 101SG6009
Air filter insert motor	Model: CITYMASTER 2000	REF 101SG6010
Fuel filter motor	Model: CITYMASTER 2000	REF 101SG6011
Oil filter cartridge	Model: CITYMASTER 2000	REF 100SG2126



SQUEEGEE

Blade, squeegee inner	Model: CITYMASTER 2000	REF 100SG2109
Blade, squeegee - rubber	Model: CITYMASTER 2000	REF 100SG2108



SWEEPER/BRUSH

Sweeper brush; polypropylene 0,8	Model: CITYMASTER 2000	REF 101SG6056
Side brush; polypropylene	Model: CITYMASTER 2000	REF 101SG6057
Side brush; polypropylene/steel	Model: CITYMASTER 2000	REF 101SG6058
Side brush; flatsteel	Model: CITYMASTER 2000	REF 100SG2133

used for: **HAKO** series: **CITYMASTER 2000**

used for: **HAKO** series: **HAKOMATIC B1100**

used for: **HAKO** series: **HAKOMATIC B1100**



FILTER

Filter element, dust filter	Model: HAKOMATIC B1100	REF 100SG2017
Filter, solution inline	Model: HAKOMATIC B1100	REF 100SG2052



HOSE

Hose, drain	Model: HAKOMATIC B1100	REF 100SG2015
Hose, squeegee	Model: HAKOMATIC B1100	REF 100SG2014



SQUEEGEE

Blade, squeegee inner	Model: HAKOMATIC B1100	REF 100SG2020
Blade, squeegee outer	Model: HAKOMATIC B1100	REF 100SG2019
Blade, squeegee rear	Model: HAKOMATIC B1100	REF 100SG2018
Blade, squeegee side	Model: HAKOMATIC B1100	REF 100SG2053



SWEEPER/BRUSH

Pad assembly, main scrubber brush - 21" or 533,40 mm	Model: HAKOMATIC B1100	REF 100SG2132
Scrubber brush, main - 20" or 508,00 mm; polypropylene 0. 8; 8 SR	Model: HAKOMATIC B1100	REF 100SG2131
Sweeper brush, curb - 7" or 177,80 mm; nylon; 2 SR	Model: HAKOMATIC B1100	REF 100SG2128
Sweeper brush, main - 28" or 711,20 mm; polypropylene; 10DR	Model: HAKOMATIC B1100	REF 100SG2054



VACUUM MOTOR

Motor, vacuum - 36 VDC; 500 W	Model: HAKOMATIC B1100	REF 100SG2050
-------------------------------	-------------------------------	--------------------------------------

used for: **HAKO** series: **HAKOMATIC B70**



HOSE

Hose, vacuum - sp 7061.22; from sn 00001	Model: HAKOMATIC B70	REF 100SG2079
--	-----------------------------	--------------------------------------



MOTOR

Motor, scrub brush - 24 VDC; 30 A; 180 RPM; sp 7061.10; from sn 00001	Model: HAKOMATIC B70	REF 100SG2074
---	-----------------------------	--------------------------------------

SQUEEGEE

Blade, squeegee front - 37" or 939,80 mm; rubber; sp 7061.22; from sn 00001	Model: HAKOMATIC B70	REF 100SG2102
Blade, squeegee front - 37" or 939,80 mm; sp 7061.10; from sn 00001	Model: HAKOMATIC B70	REF 100SG2076
Blade, squeegee rear - 37" or 939,80 mm; rubber; sp 7061.20; from sn 00001	Model: HAKOMATIC B70	REF 100SG2103
Blade, squeegee rear - 37" or 939,80 mm; sp 7061.15; from sn 00001	Model: HAKOMATIC B70	REF 100SG2077



SWEEPER/BRUSH

Scrubber brush, main - 13" or 330,20 mm; polypropylene 0.5; 5 SR; from sn 00001	Model: HAKOMATIC B70	REF 101SG3513
---	-----------------------------	--------------------------------------



VACUUM MOTOR

Motor, vacuum - 24 VDC; sp 7061.10; from sn 00001	Model: HAKOMATIC B70	REF 100SG2117
---	-----------------------------	--------------------------------------

used for: **HAKO** series: **HAKOMATIC B70**

used for: **HAKO** series: **HAKOMATIC B750R**

used for: **HAKO** series: **HAKOMATIC B750R**



FILTER

Filter complete, solution inline	Model: HAKOMATIC B750R	REF 100SG2073
----------------------------------	-------------------------------	--------------------------------------



HOSE

Hose, drain	Model: HAKOMATIC B750R	REF 100SG2114
Hose, solution	Model: HAKOMATIC B750R	REF 100SG2063
Hose, squeegee	Model: HAKOMATIC B750R	REF 100SG2062
Hose, vacuum	Model: HAKOMATIC B750R	REF 100SG2027

SQUEEGEE

Blade, squeegee inner/front; standard	Model: HAKOMATIC B750R	REF 100SG2042
Blade, squeegee rear; standard	Model: HAKOMATIC B750R	REF 100SG2041



SWEEPER/BRUSH

Pad assembly, main scrubber brush - 14" or 355,60 mm	Model: HAKOMATIC B750R	REF 100SG2139
Scrubber brush, main - 14" or 355,60 mm; polypropylene 0.5; 6 SR	Model: HAKOMATIC B750R	REF 100SG2138



VACUUM MOTOR

Motor, vacuum - 24 VDC; 450 W	Model: HAKOMATIC B750R	REF 100SG2035
-------------------------------	-------------------------------	--------------------------------------

used for: **HAKO** series: **HAKOMATIC B910**


FILTER

Filter element, solution intake filter	Model: HAKOMATIC B910	REF 101SG3514
--	------------------------------	--------------------------------------



HOSE

Hose, drain	Model: HAKOMATIC B910	REF 101SG3515
Hose, vacuum	Model: HAKOMATIC B910	REF 101SG3516



MOTOR

Motor, scrub brush - 24 VDC; 36,5 A; 2400 RPM	Model: HAKOMATIC B910	REF 100SG2043
---	------------------------------	--------------------------------------

SQUEEGEE

Blade, squeegee front; red gum	Model: HAKOMATIC B910	REF 100SG2072
Blade, squeegee front - 43" or 1092,20 mm; high - from sn 7744.00.7.3643.5; rubber	Model: HAKOMATIC B910	REF 100SG2056
Blade, squeegee front - 43" or 1092,20 mm; oil-resistant - from sn 7744.00.7.3643.5; neoprene	Model: HAKOMATIC B910	REF 100SG2024
Blade, squeegee front - 43" or 1092,20 mm - from sn 7744.00.7.3643.5; rubber	Model: HAKOMATIC B910	REF 100SG2068
Blade, squeegee front - 43" or 1092,20 mm; from sn 7744.00.7.3644.5; date: from 31/03/2012	Model: HAKOMATIC B910	REF 100SG2084
Blade, squeegee front - 43" or 1092,20 mm - from sn 7744.00.7.3643.5; red gum	Model: HAKOMATIC B910	REF 100SG2071
Blade, squeegee front - 43" or 1092,20 mm; standard; up to sn 7744.00.7.3643.5; rubber	Model: HAKOMATIC B910	REF 100SG2040
Blade, squeegee front - high; rubber	Model: HAKOMATIC B910	REF 100SG2058
Blade, squeegee front - oil-resistant; rubber	Model: HAKOMATIC B910	REF 100SG2021
Blade, squeegee front - polyurethane	Model: HAKOMATIC B910	REF 100SG2066
Blade, squeegee inner/front; standard	Model: HAKOMATIC B910	REF 100SG2042
Blade, squeegee rear red gum	Model: HAKOMATIC B910	REF 100SG2070
Blade, squeegee rear - 43" or 1092,20; high - from sn 7744.00.7.3643.5; rubber	Model: HAKOMATIC B910	REF 100SG2057
Blade, squeegee rear - 43" or 1092,20 mm; oil-resistant; up to sn 7744.00.7.3643.5; rubber	Model: HAKOMATIC B910	REF 100SG2023
Blade, squeegee rear - 43" or 1092,20 mm - from sn 7744.0.7.3643.5; polyurethane	Model: HAKOMATIC B910	REF 100SG2069
Blade, squeegee rear - 43" or 1092,20 mm; from sn 7744.00.7.3644.5; date: from 31/03/2012; polyurethane	Model: HAKOMATIC B910	REF 100SG2083
Blade, squeegee rear - 43" or 1092,20 mm - from sn 7744.00.7.3643.5; red gum	Model: HAKOMATIC B910	REF 100SG3919
Blade, squeegee rear - 43" or 1092,20 mm; soft - from sn 7744.00.7.3643.5; rubber	Model: HAKOMATIC B910	REF 100SG2026
Blade, squeegee rear - 43" or 1092,20 mm; standard; - up to sn 7744.00.7.3643.5; rubber	Model: HAKOMATIC B910	REF 100SG2039
Blade, squeegee rear - high; rubber	Model: HAKOMATIC B910	REF 100SG2059
Blade, squeegee rear - oil-resistant	Model: HAKOMATIC B910	REF 100SG2022
Blade, squeegee rear - polyurethane	Model: HAKOMATIC B910	REF 100SG2067
Blade, squeegee rear; standard	Model: HAKOMATIC B910	REF 100SG2041
Blade; squeegee side - LH; rubber	Model: HAKOMATIC B910	REF 100SG2061
Blade, squeegee side - RH; rubber	Model: HAKOMATIC B910	REF 100SG2060



SWEEPER/BRUSH

Scrubber brush, main - 18" or 457,20 mm; polypropylene 0.5; 8 SR	Model: HAKOMATIC B910	REF 101SG3607
--	------------------------------	--------------------------------------




VACUUM MOTOR

Motor, vacuum - 24 VDC; 450 W	Model: HAKOMATIC B910	REF 100SG2127
-------------------------------	------------------------------	--------------------------------------

used for: **HAKO** series: **HAMSTER 500E**

used for: **HAKO** series: **HAMSTER 500E**



FILTER

Filter element, dust filter – sp 6258.20 - from sn 00001	Model: HAMSTER 500E	REF 100SG2098
--	----------------------------	--------------------------------------



MOTOR

Motor, main broom – 24 VDC, 200 W; sp 6258.20 - from sn 00001	Model: HAMSTER 500E	REF 100SG2099
---	----------------------------	--------------------------------------



SWEEPER/BRUSH

Sweeper brush, curb – 6" or 152,40 mm; polypropylene; 2 SR; sp 6258.20 - from sn 00001	Model: HAMSTER 500E	REF 101SG3517
--	----------------------------	--------------------------------------

used for: **HAKO** series: **HAMSTER 800E**



FILTER

Filter element, dust filter	Model: HAMSTER 800E	REF 100SG2051
-----------------------------	----------------------------	--------------------------------------



SQUEEGEE

Blade, squeegee inner	Model: HAMSTER 800E	REF 100SG2105
Blade, squeegee rear	Model: HAMSTER 800E	REF 100SG2107
Blade, squeegee side – 11" or 279,40 mm; polyurethane	Model: HAMSTER 800E	REF 100SG2106
Blade, squeegee side – 11" or 279,40 mm; rubber; date: from 31/12/1999; rubber	Model: HAMSTER 800E	REF 100SG2123
Blade, squeegee side – 11" or 279,40 mm; polyurethane; date: from 31/12/1999; polyurethane	Model: HAMSTER 800E	REF 100SG2122



SWEEPER/BRUSH

Sweeper brush, curb - 7" or 177,80 mm; nylon; 2 SR	Model: HAMSTER 800E	REF 100SG2111
Sweeper brush, curb - 7" or 177,80 mm; polypropylene; 2 SR	Model: HAMSTER 800E	REF 100SG3125
Sweeper brush, main - 27" or 685,80 mm; nylon; 10sr	Model: HAMSTER 800E	REF 100SG2112

used for: **HAKO** series: **HAMSTER 800E**

used for: **HAKO** series: **JONAS 1100**



FILTER

Filter element, dust filter - jacket	Model: JONAS 1100 D, E, V	REF 101SG3520
--------------------------------------	----------------------------------	--------------------------------------



SWEEPER/BRUSH

Sweeper brush, curb - 10" or 254,00 mm; polypropylene; 2 SR	Model: JONAS 1100 E	REF 100SG2118
Sweeper brush, main - 34" or 863,60 mm; natural fiber; 6 DR	Model: JONAS 1100 D, E, V	REF 100SG2120
Sweeper brush, main - 34" or 863,60 mm; natural fiber-iron wire; 6 DR	Model: JONAS 1100 D, E, V	REF 100SG2119
Sweeper brush, main - 34" or 863,60 mm; polypropylene; 6 DR	Model: JONAS 1100 D, E, V	REF 100SG2121

used for: **HAKO** series: **JONAS 1200**



FILTER

Filter element, dust filter - sp 6300.30; from sn 00001	Model: JONAS 1200 B, D, V	REF 100SG2086
Filter element, dust filter – special; plate type; sp 6300.30 - from sn 00001	Model: JONAS 1200 B, D, V	REF 100SG2085



MOTOR

Belt, main brush drive system	Model: JONAS 1200 B, D, V	REF 101SG5974
Brushes drive motor	Model: JONAS 1200 B	REF 101SG5975
Drive motor, assembly	Model: JONAS 1200 B	REF 101SG5976
Motor, side broom – from 02/2008	Model: JONAS 1200 B, D, V	REF 101SG5977
Motor, side broom – up to 01/2008	Model: JONAS 1200 B, D, V	REF 101SG5978



SWEEPER/BRUSH

Sweeper brush, main – 32" or 812,80 mm; nylon; 14 DR; sp 6300.30 - from sn 00001	Model: JONAS 1200 B, D, V	REF 101SG3521
--	----------------------------------	--------------------------------------

used for: **HAKO** series: **JONAS 1200**

used for: **HAKO** series: **JONAS 1450 V**

used for: **HAKO** series: **JONAS 1450 V**



FILTER

Filter element, air filter - primary	Model: JONAS 1450 V	REF 100SG2045
Filter element, air filter - safety	Model: JONAS 1450 V	REF 100SG2044
Filter element, dust filter	Model: JONAS 1450 V	REF 100SG2016



MOTOR

Hydromotor, scrub brush - RH; date: 01/04/1997 - 31/08/2001	Model: JONAS 1450 V	REF 100SG2034
Hydromotor, scrub brush - rh; date: from 01/09/2002	Model: JONAS 1450 V	REF 100SG2055



SWEEPER/BRUSH

Sweeper brush, curb - 13" or 330,20 mm; polypropylene; 3 SR; date: from 09/01/2002	Model: JONAS 1450 V	REF 100SG2137
--	----------------------------	--------------------------------------

used for: **HAKO** series: **JONAS 1700 D**



FILTER

Filter element, dust filter	Model: JONAS 1700 D	REF 100SG2038
-----------------------------	----------------------------	--------------------------------------



SQUEEGEE

Blade, squeegee outer	Model: JONAS 1700 D	REF 100SG2029
Blade, squeegee rear	Model: JONAS 1700 D	REF 100SG2028
Blade, squeegee side	Model: JONAS 1700 D	REF 100SG2030




SWEEPER/BRUSH

Sweeper brush, curb - 8" or 203,20 mm; polypropylene; 3 SR	Model: JONAS 1700 D	REF 100SG2129
Sweeper brush, main - 49" or 1244,60 mm; polypropylene; 6 TR	Model: JONAS 1700 D	REF 100SG2130

used for: **HAKO** series: **JONAS 1700 D**

used for: **HAKO** series: **JONAS 1900 D**



FILTER

Filter assembly, fuel – sp 6330.20 - from sn 00001	Model: JONAS 1900 D	REF 100SG3128
Filter element, dust filter – sp 6330.20 - from sn 00001	Model: JONAS 1900 D	REF 100SG2115
Filter element, inner air filter – sp 6330.20 - from sn 00001	Model: JONAS 1900 D	REF 100SG3127
Filter element, outer air filter – sp 6330.20 - from sn 00001	Model: JONAS 1900 D	REF 100SG3126



MOTOR

Motor, main broom – hydraulic; sp 6330.20 - from sn 00001	Model: JONAS 1900 D	REF 100SG2116
---	----------------------------	--------------------------------------



SWEEPER/BRUSH

Sweeper brush, main – 48" or 1219,20 mm; nylon; 8 DR; sp 6330.20 - from sn 00001	Model: JONAS 1900 D	REF 101SG3522
--	----------------------------	--------------------------------------

used for: **HAKO** series: **JONAS 900 E**



FILTER

Filter element, dust filter – from sn 00001	Model: JONAS 900 E	REF 100SG2092
---	---------------------------	--------------------------------------



SWEEPER/BRUSH

Sweeper brush, curb - 10" or 254,00 mm; polyester; 2 SR; RH; from sn 00001	Model: JONAS 900 E	REF 101SG3518
--	---------------------------	--------------------------------------

used for: **HAKO** series: **JONAS 900 E**

used for: **HAKO** series: **JONAS 950 V**

used for: **HAKO** series: **JONAS 950 V**



FILTER

Filter element, dust filter	Model: JONAS 950 V	REF 100SG2036
-----------------------------	---------------------------	--------------------------------------



SQUEEGEE

Blade, squeegee inner	Model: JONAS 950 V	REF 100SG2032
Blade, squeegee outer	Model: JONAS 950 V	REF 100SG2037
Blade, squeegee side	Model: JONAS 950 V	REF 100SG2031



SWEEPER/BRUSH

Sweeper brush, curb - 10" or 254,00 mm; polypropylene; 2 SR	Model: JONAS 950 V	REF 100SG2136
Sweeper brush, main - 28" or 711,20 mm; polypropylene; 12 DR	Model: JONAS 950 V	REF 100SG2134

used for: **HAKO** series: **JONAS 980**



FILTER

Filter element, dust filter – from sn 00001	Model: JONAS 980 V	REF 100SG2092
---	---------------------------	--------------------------------------



SWEEPER/BRUSH

Sweeper brush, curb - 10" or 254,00 mm; polyester; 2 SR; RH; from sn 00001	Model: JONAS 980 V, VH	REF 101SG3518
Sweeper brush, curb - 10" or 254,00 mm; polypropylene; 2 SR; RH - from sn 00001	Model: JONAS 980 V, VH	REF 101SG3519

used for: **HAKO** series: **JONAS 980**

used for: **HAKO** series: **SCRUBMASTER B115R**

used for: **HAKO** series: **SCRUBMASTER B115R**



FILTER

Filter complete, solution inline	Model: SCRUBMASTER B115R	REF 100SG2073
----------------------------------	---------------------------------	--------------------------------------



HOSE

Hose, drain	Model: SCRUBMASTER B115R	REF 100SG2114
Hose, solution	Model: SCRUBMASTER B115R	REF 100SG2064
Hose, squeegee	Model: SCRUBMASTER B115R	REF 100SG2062
Hose, vacuum	Model: SCRUBMASTER B115R	REF 100SG2027



SQUEEGEE

Blade, squeegee front - 37" or 939,80 mm; sp 7061.10; from sn 00001	Model: SCRUBMASTER B115R	REF 100SG2076
Blade, squeegee rear - 37" or 939,80 mm; sp 7061.15; from sn 00001	Model: SCRUBMASTER B115R	REF 100SG2077
Blade, squeegee side - rubber	Model: SCRUBMASTER B115R	REF 100SG2065



SWEEPER/BRUSH

Pad assembly, main scrubber brush - 14" or 355,60 mm	Model: SCRUBMASTER B115R	REF 100SG2139
Scrubber brush, main - 14" or 355,60 mm; polypropylene 0.5; 6 SR	Model: SCRUBMASTER B115R	REF 100SG2138



VACUUM MOTOR

Motor, vacuum - 24 VDC; 450 W	Model: SCRUBMASTER B115R	REF 100SG2035
-------------------------------	---------------------------------	--------------------------------------

used for: **HAKO** series: **SCRUBMASTER B45**



FILTER

Filter complete, solution inline	Model: SCRUBMASTER B45	REF 100SG2097
----------------------------------	-------------------------------	--------------------------------------



HOSE

Hose, drain	Model: SCRUBMASTER B45	REF 100SG2100
Hose, solution	Model: SCRUBMASTER B45	REF 100SG2113
Hose, squeegee	Model: SCRUBMASTER B45	REF 100SG2096
Hose, vacuum	Model: SCRUBMASTER B45	REF 100SG2101

SQUEEGEE

Blade, squeegee front - 32" or 812,80 mm; polyurethane	Model: SCRUBMASTER B45	REF 100SG2095
Blade, squeegee rear - 32" or 812,80 mm; polyurethane	Model: SCRUBMASTER B45	REF 100SG2094



SWEEPER/BRUSH

Pad assembly, main scrubber brush - 17" or 431,80 mm	Model: SCRUBMASTER B45	REF 100SG2142
Scrubber brush, main - 17" or 431,80 mm; polypropylene 0.5; 7 SR	Model: SCRUBMASTER B45	REF 100SG2143



VACUUM MOTOR

Motor, vacuum - suction	Model: SCRUBMASTER B45	REF 101SG3523
-------------------------	-------------------------------	--------------------------------------

used for: **HAKO** series: **SCRUBMASTER B45**

used for: **HAKO** series: **SCRUBMASTER B90**



FILTER

Filter, solution inline	Model: SCRUBMASTER B90	REF 100SG2081
-------------------------	-------------------------------	--------------------------------------



HOSE

Hose, drain	Model: SCRUBMASTER B90	REF 100SG2080
Hose, solution	Model: SCRUBMASTER B90	REF 100SG2093
Hose, vacuum - sp 7061.22; from sn 00001	Model: SCRUBMASTER B90	REF 100SG2079
Hose, vacuum	Model: SCRUBMASTER B90	REF 100SG2078



SQUEEGEE

Blade, squeegee front - 43" or 1092,20 mm; from sn 7744.00.7.3644.5; date: from 31/03/2012	Model: SCRUBMASTER B90	REF 100SG2084
Blade, squeegee rear - 43" or 1092,20 mm; from sn 7744.00.7.3644.5; date: from 31/03/2012; polyurethane	Model: SCRUBMASTER B90	REF 100SG2083



SWEEPER/BRUSH

Pad assembly, main scrubber brush - 17" or 431,80 mm	Model: SCRUBMASTER B90	REF 100SG2141
Scrubber brush, main - 17" or 431,80 mm; polypropylene 0.5; 7 SR	Model: SCRUBMASTER B90	REF 100SG2140



VACUUM MOTOR

Motor, vacuum - 24 VDC	Model: SCRUBMASTER B90	REF 100SG2082
------------------------	-------------------------------	--------------------------------------



USED FOR
KARCHER

used for: **KARCHER** series: **BD 100 R**

used for: **KARCHER** series: **BD 100 R**



HOSE

Hose, vacuum - oil-resistant	Model: BD 100 R	REF 100SG2155
Hose, vacuum - suction	Model: BD 100 R	REF 100SG2156
Hose, vacuum - vacuum motor	Model: BD 100 R	REF 100SG2145



SQUEEGEE

Blade kit, squeegee – standard; polyurethane; length: 1440 mm	Model: BD 100 R	REF 100SG2159
Blade kit, squeegee – anti strip; polyurethane; length: 1210 mm	Model: BD 100 R	REF 100SG2158
Blade, squeegee side	Model: BD 100 R	REF 100SG2160



SWEEPER/BRUSH

Scrubber brush main - red - polypropylene; 0,7	Model: BD 100 R	REF 101SG3981
Scrubber brush main - black - ABR nylon	Model: BD 100 R	REF 101SG3982

used for: **KARCHER** series: **BD 250 R**



FILTER

Filter element, dust filter - polypropylene; 3 SR	Model: BD 250 R	REF 101SG3532
---	------------------------	--------------------------------------



HOSE

Hose, vacuum - oil-resistant	Model: BD 250 R	REF 100SG2155
Hose, vacuum - suction	Model: BD 250 R	REF 100SG2156
Hose, vacuum - vacuum motor	Model: BD 250 R	REF 100SG2145



SQUEEGEE

Blade kit, squeegee – standard; polyurethane; length: 1440 mm	Model: BD 250 R	REF 100SG2159
Blade kit, squeegee – anti strip; polyurethane; length: 1210 mm	Model: BD 250 R	REF 100SG2158
Blade, squeegee side	Model: BD 250 R	REF 100SG2160



SWEEPER/BRUSH

Scrubber brush main - red - polypropylene; 0,7	Model: BD 250 R	REF 101SG3981
Scrubber brush main - black - ABR nylon	Model: BD 250 R	REF 101SG3982



VACUUM MOTOR

Motor, vacuum - 36 VDC	Model: BD 250 R	REF 100SG2157
------------------------	------------------------	--------------------------------------

used for: **KARCHER** series: **BD 250 R**

used for: **KARCHER** series: **BD 45/40**

used for: **KARCHER** series: **BD 45/40**



FILTER

Filter element, dust filter	Model: BD 45/40	REF 101SG3527
-----------------------------	------------------------	--------------------------------------



HOSE

Hose, solution	Model: BD 45/40	REF 100SG2146
Hose, vacuum - suction	Model: BD 45/40	REF 100SG2144
Hose, vacuum - vacuum motor	Model: BD 45/40	REF 100SG2145



SQUEEGEE

Blade kit, squeegee – oil-resistant; polyurethane	Model: BD 45/40	REF 100SG2151
Blade kit, squeegee – standard; rubber	Model: BD 45/40	REF 100SG2152
Blade kit, squeegee – anti strip; oil-resistant; polyurethane; 890 mm	Model: BD 45/40	REF 100SG2150
Squeegee assembly - curved	Model: BD 45/40	REF 100SG2147
Squeegee assembly - curved; oil-resistant	Model: BD 45/40	REF 100SG2148
Squeegee assembly - straight	Model: BD 45/40	REF 100SG2149



SWEEPER/BRUSH

Scrubber brush, main - 18" or 457,20 mm; natural fiber; 9 SR	Model: BD 45/40	REF 101SG3526
Scrubber brush, main - 18" or 457,20 mm; polypropylene; 10SR; white	Model: BD 45/40	REF 101SG3525
Scrubber brush, main - 18" or 457,20 mm; Tynex; 8 SR; black	Model: BD 45/40	REF 101SG3524



VACUUM MOTOR

Motor, vacuum - 230 VAC; 60hz	Model: BD 45/40	REF 100SG2167
-------------------------------	------------------------	--------------------------------------

used for: **KARCHER** series: **BD 55/40**



FILTER

Filter element, dust filter	Model: BD 55/40	REF 101SG3527
-----------------------------	------------------------	--------------------------------------



HOSE

Hose, solution	Model: BD 55/40	REF 100SG2146
Hose, vacuum - suction	Model: BD 55/40	REF 100SG2144
Hose, vacuum - vacuum motor	Model: BD 55/40	REF 100SG2145



MOTOR

230 V 50 HZ; length: 3,6" or 91,5 mm	Model: BD 55/40	REF 101SG6012
230 V 50 HZ; length: 0,65" or 16,5 mm	Model: BD 55/40	REF 101SG6013
230 V 50 HZ; length: 3,8" or 96,5 mm	Model: BD 55/40	REF 101SG6014
24 V; length: 3,6" or 91,5 mm	Model: BD 55/40	REF 101SG6015
24 V; length 0,69" or 17,5 mm	Model: BD 55/40	REF 101SG6016
24 V; length 3,8" or 96,5 mm	Model: BD 55/40	REF 101SG6017
Motor replacement	Model: BD 55/40	REF 101SG6018



SQUEEGEE

Blade kit, squeegee – oil-resistant; polyurethane	Model: BD 55/40	REF 100SG2151
Blade kit, squeegee – standard; rubber	Model: BD 55/40	REF 100SG2152
Blade kit, squeegee – anti strip; oil-resistant; polyurethane; 890 mm	Model: BD 55/40	REF 100SG2150



SWEEPER/BRUSH

Sweeper brush, main - black	Model: BD 55/40	REF 101SG3529
Sweeper brush, main - nature	Model: BD 55/40	REF 101SG3530
Sweeper brush, main - white	Model: BD 55/40	REF 101SG3528



VACUUM MOTOR

Motor, vacuum - 420 W	Model: BD 55/40	REF 101SG3531
-----------------------	------------------------	--------------------------------------

used for: **KARCHER** series: **BD 55/40**

used for: **KARCHER** series: **BR 100 R**

used for: **KARCHER** series: **BR 100 R**



HOSE

Hose, vacuum - oil-resistant	Model: BR 100 R	REF 100SG2155
Hose, vacuum - suction	Model: BR 100 R	REF 100SG2156
Hose, vacuum - vacuum motor	Model: BR 100 R	REF 100SG2145



SQUEEGEE

Blade kit, squeegee – anti strip; polyurethane; length: 1210 mm	Model: BR 100 R	REF 100SG2158
---	------------------------	--------------------------------------



VACUUM MOTOR

Motor, vacuum - 36 VDC	Model: BR 100 R	REF 100SG2157
------------------------	------------------------	--------------------------------------

used for: **KARCHER** series: **BR 120 R**



FILTER

Filter element, dust filter - polypropylene; 3 SR	Model: BR 120 R	REF 101SG3532
---	------------------------	--------------------------------------



HOSE

Hose, vacuum - oil-resistant	Model: BR 120 R	REF 100SG2155
Hose, vacuum - suction	Model: BR 120 R	REF 100SG2156
Hose, vacuum - vacuum motor	Model: BR 120 R	REF 100SG2145



SQUEEGEE

Blade kit, squeegee – standard; polyurethane; length: 1440 mm	Model: BR 120 R	REF 100SG2159
Blade kit, squeegee – anti strip; polyurethane; length: 1210 mm	Model: BR 120 R	REF 100SG2158
Squeegee assembly - curved	Model: BR 120 R	REF 100SG2161
Squeegee assembly - straight	Model: BR 120 R	REF 100SG2162



SWEEPER/BRUSH

Sweeper brush, curb - 8" or 203,20 mm; polypropylene; 3 SR	Model: BR 120 R	REF 100SG2154
Sweeper brush, main - 28" or 711,20 mm; polypropylene; 6 DR	Model: BR 120 R	REF 100SG2153



VACUUM MOTOR

Motor, vacuum - 36 VDC	Model: BR 120 R	REF 100SG2157
------------------------	------------------------	--------------------------------------

used for: **KARCHER** series: **BR 120 R**

used for: **KARCHER** series: **BR 250 R**

used for: **KARCHER** series: **BR 250 R**



HOSE

Hose, vacuum - oil-resistant	Model: BR 250 R	REF 100SG2155
Hose, vacuum - suction	Model: BR 250 R	REF 100SG2156
Hose, vacuum - vacuum motor	Model: BR 250 R	REF 100SG2145



SQUEEGEE

Blade kit, squeegee – standard; polyurethane; length: 1440 mm	Model: BR 250 R	REF 100SG2159
Blade kit, squeegee – anti strip; polyurethane; length: 1210 mm	Model: BR 250 R	REF 100SG2158



SWEEPER/BRUSH

Sweeper brush, curb - 8" or 203,20 mm; polypropylene; 3 SR	Model: BR 250 R	REF 100SG2154
Sweeper brush, main - 28" or 711,20 mm; polypropylene; 6 DR	Model: BR 250 R	REF 100SG2153



VACUUM MOTOR

Motor, vacuum - 36 VDC	Model: BR 250 R	REF 100SG2157
------------------------	------------------------	--------------------------------------

used for: **KARCHER** series: **BR 45/40**



FILTER

Filter element, dust filter	Model: BR 45/40	REF 101SG3527
-----------------------------	------------------------	--------------------------------------



HOSE

Hose, vacuum - suction	Model: BR 45/40	REF 100SG2144
Hose, vacuum - vacuum motor	Model: BR 45/40	REF 100SG2145



SQUEEGEE

Blade kit, squeegee – oil-resistant; polyurethane	Model: BR 45/40	REF 100SG2151
Blade kit, squeegee – standard; rubber	Model: BR 45/40	REF 100SG2152
Blade kit, squeegee – anti strip; oil-resistant; polyurethane; 890 mm	Model: BR 45/40	REF 100SG2150



SWEEPER/BRUSH

Scrubber brush, main - 18" or 457,20 mm; polypropylene; 20sr; red; standard; cylindrical	Model: BR 45/40	REF 101SG3535
Scrubber brush, main - black	Model: BR 45/40	REF 101SG3533
Scrubber brush, main - white	Model: BR 45/40	REF 101SG3534



VACUUM MOTOR

Motor, vacuum - 420 W	Model: BR 45/40	REF 101SG3531
-----------------------	------------------------	--------------------------------------

used for: **KARCHER** series: **BR 45/40**

used for: **KARCHER** series: **BR 55/40**

used for: **KARCHER** series: **BR 55/40**



FILTER

Filter element, dust filter	Model: BR 55/40	REF 101SG3527
-----------------------------	------------------------	--------------------------------------



HOSE

Hose, vacuum - suction	Model: BR 55/40	REF 100SG2144
Hose, vacuum - vacuum motor	Model: BR 55/40	REF 100SG2145



SQUEEGEE

Blade kit, squeegee – oil-resistant; polyurethane	Model: BR 55/40	REF 100SG2151
Blade kit, squeegee – standard; rubber	Model: BR 55/40	REF 100SG2152
Blade kit, squeegee – anti strip; oil-resistant; polyurethane; 890 mm	Model: BR 55/40	REF 100SG2150
Squeegee assembly - curved	Model: BR 55/40	REF 100SG2147
Squeegee assembly - curved; oil-resistant	Model: BR 55/40	REF 100SG2148
Squeegee assembly - straight	Model: BR 55/40	REF 100SG2149



SWEEPER/BRUSH

Scrubber brush, main – 18" or 457,20 mm; nylon; 20SR; orange; cylindrical	Model: BR 55/40	REF 101SG3536
Scrubber brush, main – 18" or 457,20 mm; Tynex; 20SR; black; cylindrical	Model: BR 55/40	REF 101SG3538
Scrubber brush, main – 22" or 558,80 mm; polypropylene; 20SR; red; standard; cylindrical	Model: BR 55/40	REF 101SG3540
Scrubber brush, main - green; cylindrical	Model: BR 55/40	REF 101SG3539
Scrubber brush, main - white; cylindrical	Model: BR 55/40	REF 101SG3537



VACUUM MOTOR

Motor, vacuum - 420 W	Model: BR 55/40	REF 101SG3531
-----------------------	------------------------	--------------------------------------

used for: **KARCHER** series: **KMR 1700**

used for: **KARCHER** series: **KMR 1700**



FILTER

Filter element, dust filter	Model: KMR 1700 B, D, LPG	REF 101SG3541
-----------------------------	----------------------------------	--------------------------------------



MOTOR

Gear motor complete sweep tank	Model: KMR 1700 B, D, LPG	REF 101SG5984
Hydraulic motor reserving rolling mill	Model: KMR 1700 B, D, LPG	REF 101SG6019
Hydraulic motor side broom	Model: KMR 1700 B, D, LPG	REF 101SG6020
Hydraulic motor blower	Model: KMR 1700 B, D, LPG	REF 101SG6021
Hydraulic motor rear wheel	Model: KMR 1700 B, D, LPG	REF 101SG6022



SQUEEGEE

Squeegee	Model: KMR 1700	REF 101SG5985
Squeegee; front	Model: KMR 1700	REF 101SG5986
Squeegee; rear; inner	Model: KMR 1700	REF 101SG5987
Squeegee; rear; outer	Model: KMR 1700	REF 101SG5988
Squeegee; side; gasket	Model: KMR 1700	REF 101SG5989
Squeegee; side; LH	Model: KMR 1700	REF 101SG5990
Squeegee; side; RH	Model: KMR 1700	REF 101SG5991



SWEEPER/BRUSH

Sweeper brush, curb - 11" or 279,40 mm; polypropylene; 3 SR	Model: KMR 1700 B, D, LPG	REF 100SG2163
Sweeper brush, main - 42" or 1066,80 mm; polypropylene; 6 TR; mill profi	Model: KMR 1700 B, D, LPG	REF 100SG2165
Sweeper brush, main - 42" or 1066,80 mm; polypropylene; 6 TR; mill soft	Model: KMR 1700 B, D, LPG	REF 100SG2166
Sweeper brush, main - 42" or 1066,80 mm; polypropylene-iron wire; 6 TR; mill hard	Model: KMR 1700 B, D, LPG	REF 100SG2164

used for: **KARCHER** series: **KSM 750**

used for: **KARCHER** series: **KSM 750**



FILTER

Filter element, dust filter	Model: KSM 750	REF 100SG2168
-----------------------------	-----------------------	--------------------------------------



MOTOR

Motor	Model: KSM 750	REF 101SG6024
-------	-----------------------	--------------------------------------



SWEEPER/BRUSH

Sweeper brush, curb - polypropylene	Model: KSM 750	REF 100SG2170
Sweeper brush, main - 21" or 533,40 mm; polypropylene; 8 SR	Model: KSM 750	REF 100SG2169



USED FOR
NILFISK

used for: **NILFISK** series: **BA 410**



FILTER

Element, solution drain filter	Model: BA 410	REF 100SG3186
Filter element, solution intake filter	Model: BA 410	REF 100SG2385
Filter complete, solution inline - complete kit	Model: BA 410	REF 100SG2369



HOSE

Hose, drain	Model: BA 410	REF 100SG3215
Hose, squeegee	Model: BA 410	REF 100SG3198
Hose, vacuum	Model: BA 410	REF 100SG3199



SQUEEGEE

Blade, squeegee rear - 28" or 711,20 mm; polyurethane	Model: BA 410	REF 100SG2371
---	----------------------	--------------------------------------



SWEEPER/BRUSH

Scrubber brush, curb, main - 15" or 381,00 mm; polypropylene; 7 SR	Model: BA 410	REF 100SG2388
Scrubber brush, main - 15" or 381,00 mm; prolite; 7 SR	Model: BA 410	REF 100SG3202
Scrubber brush, main - 15" or 381,00 mm; Tynex; mid grit 180; 7 SR	Model: BA 410	REF 100SG3201
Scrubber brush, main - 15" or 381,00 mm; Tynex; midlite grit 240; 7 SR	Model: BA 410	REF 100SG3200
Scrubber brush, main - 15" or 381,00 mm; Union mix; 7 SR	Model: BA 410	REF 100SG3203



VACUUM MOTOR

Motor, vacuum - 24 VDC; 300 W	Model: BA 410	REF 100SG3918
-------------------------------	----------------------	--------------------------------------

used for: **NILFISK** series: **BA 450**



FILTER

Filter element, solution intake filter	Model: BA 450	REF 100SG2385
Filter, solution inline	Model: BA 450	REF 100SG3187



HOSE

Hose, drain	Model: BA 450	REF 100SG2387
Hose, solution	Model: BA 450	REF 100SG2383
Hose, solution – length: 3,93" or 100,00 mm	Model: BA 450	REF 100SG3183
Hose, solution – length: 10,62" or 270,00 mm	Model: BA 450	REF 100SG2382
Hose, solution – length: 17,32" or 440,00 mm	Model: BA 450	REF 100SG3184
Hose, solution – length: 18,11" or 460,00 mm	Model: BA 450	REF 100SG3185
Hose, vacuum	Model: BA 450	REF 100SG2386



SQUEEGEE

Blade, squeegee front	Model: BA 450	REF 100SG2378
Blade, squeegee rear	Model: BA 450	REF 100SG2379



SWEEPER/BRUSH

Scrubber brush, main - 16" or 406,40 mm; polypropylene 0.4; 7 SR	Model: BA 450	REF 101SG3542
Scrubber brush, main - 16" or 406,40 mm; polypropylene 0.7; 8 SR	Model: BA 450	REF 101SG3543



VACUUM MOTOR

Motor, vacuum - 24 VDC	Model: BA 450	REF 100SG2384
------------------------	----------------------	--------------------------------------

used for: **NILFISK** series: **BA 450**

used for: **NILFISK** series: **BA 451**

used for: **NILFISK** series: **BA 451**



FILTER

Filter complete, solution inline - complete kit	Model: BA 451, 451 D	REF 100SG2369
---	-----------------------------	--------------------------------------



HOSE

Hose, drain	Model: BA 451, 451 D	REF 100SG3211
Hose, solution - optional	Model: BA 451, 451 D	REF 100SG2370
Hose, squeegee	Model: BA 451, 451 D	REF 100SG3213



SQUEEGEE

Blade kit, squeegee rear - 29" or 736,60 mm; non marking	Model: BA 451, 451 D	REF 100SG3214
Blade kit, squeegee rear - 29" or 736,60 mm; polyurethane	Model: BA 451, 451 D	REF 100SG3204



SWEEPER/BRUSH

Scrubber brush, main - 16" or 406,40 mm; mid grit 240; 8 SR	Model: BA 451, 451 D	REF 100SG2393
Scrubber brush, main - 16" or 406,40 mm; prolene 17.5; 8 SR	Model: BA 451, 451 D	REF 100SG2389
Scrubber brush, main - 16" or 406,40 mm; Tynex; midlite grit	Model: BA 451, 451 D	REF 100SG2392
Scrubber brush, main - 16" or 406,40 mm; Union mix; 7 SR	Model: BA 451, 451 D	REF 100SG2391
Scrubber brush, main - 19" or 482,60 mm; natural fiber; midlite grit 180; 9 SR	Model: BA 451, 451 D	REF 100SG2397
Scrubber brush, main - 19" or 482,60 mm; natural fibre; aglite grit 500; 9 SR	Model: BA 451, 451 D	REF 100SG2401
Scrubber brush, main - 19" or 482,60 mm; prolene; 8 SR	Model: BA 451, 451 D	REF 100SG2394
Scrubber brush, main - 19" or 482,60 mm; prolene; 9 SR	Model: BA 451, 451 D	REF 100SG2395
Scrubber brush, main - 19" or 482,60 mm; Tynex; dyna grit 80; 8 SR	Model: BA 451, 451 D	REF 100SG2400
Scrubber brush, main - 19" or 482,60 mm; Tynex; mid grit 240; 8 SR	Model: BA 451, 451 D	REF 100SG2398
Scrubber brush, main - 19" or 482,60 mm; Union mix; 9 SR	Model: BA 451, 451 D	REF 100SG2396
Scrubber brush, main - 20" or 508,00 mm; Tynex; magna grit 46; 8 SR	Model: BA 451, 451 D	REF 100SG2399



VACUUM MOTOR

Motor, vacuum - 24 VDC; 330 W	Model: BA 451, 451 D	REF 100SG3212
-------------------------------	-----------------------------	--------------------------------------

used for: **NILFISK** series: **BA 530**



FILTER

Filter element, solution intake filter	Model: BA 530, 530 INOX	REF 100SG2385
Filter, solution inline	Model: BA 530, 530 INOX	REF 100SG3187



HOSE

Hose, drain	Model: BA 530, 530 INOX	REF 100SG2387
Hose, solution	Model: BA 530, 530 INOX	REF 100SG2383
Hose, solution - length: 100,00 mm	Model: BA 530, 530 INOX	REF 100SG3183
Hose, solution - length: 270,00 mm	Model: BA 530, 530 INOX	REF 100SG2382
Hose, solution - length: 440,00 mm	Model: BA 530, 530 INOX	REF 100SG3184
Hose, solution - length: 460,00 mm	Model: BA 530, 530 INOX	REF 100SG3185
Hose, vacuum	Model: BA 530, 530 INOX	REF 100SG2386



SQUEEGEE

Blade, squeegee front	Model: BA 530, 530 INOX	REF 100SG2378
Blade, squeegee rear	Model: BA 530, 530 INOX	REF 100SG2379



SWEEPER/BRUSH

Scrubber brush, main - 19" or 482,60 mm; polypropylene 0.4; 9 SR	Model: BA 530	REF 101SG3544
Scrubber brush, main - 19" or 482,60 mm; polypropylene 0.7; 8 SR	Model: BA 530	REF 101SG3545



VACUUM MOTOR

Motor, vacuum - 24 VDC	Model: BA 530, 530 INOX	REF 100SG2384
------------------------	--------------------------------	--------------------------------------

used for: **NILFISK** series: **BA 530**

used for: **NILFISK** series: **BA 531**

used for: **NILFISK** series: **BA 531**



FILTER

Filter complete, solution inline - complete kit	Model: BA 531, 531 D	REF 100SG2369
---	-----------------------------	--------------------------------------



HOSE

Hose, drain	Model: BA 531, 531 D	REF 100SG3211
Hose, solution - optional	Model: BA 531, 531 D	REF 100SG2370
Hose, squeegee	Model: BA 531, 531 D	REF 100SG3213



SQUEEGEE

Blade kit, squeegee rear - 29" or 736,60 mm; non marking	Model: BA 531, 531 D	REF 100SG3214
Blade kit, squeegee rear - 29" or 736,60 mm; polyurethane	Model: BA 531, 531 D	REF 100SG3204



SWEEPER/BRUSH

Scrubber brush, main - 16" or 406,40 mm; mid grit 240; 8 SR	Model: BA 531, 531 D	REF 100SG2393
Scrubber brush, main - 16" or 406,40 mm; prolene 17.5; 8 SR	Model: BA 531, 531 D	REF 100SG2389
Scrubber brush, main - 16" or 406,40 mm; Tynex; midlite grit	Model: BA 531, 531 D	REF 100SG2392
Scrubber brush, main - 16" or 406,40 mm; Union mix; 7 SR	Model: BA 531, 531 D	REF 100SG2391
Scrubber brush, main - 19" or 482,60 mm; natural fibre; aglite grit 500; 9 SR	Model: BA 531, 531 D	REF 100SG2401
Scrubber brush, main - 19" or 482,60 mm; natural fiber; midlite grit 180; 9 SR	Model: BA 531, 531 D	REF 100SG2397
Scrubber brush, main - 19" or 482,60 mm; prolene; 8 SR	Model: BA 531, 531 D	REF 100SG2394
Scrubber brush, main - 19" or 482,60 mm; prolene; 9 SR	Model: BA 531, 531 D	REF 100SG2395
Scrubber brush, main - 19" or 482,60 mm; Tynex; dyna grit 80; 8 SR	Model: BA 531, 531 D	REF 100SG2400
Scrubber brush, main - 19" or 482,60 mm; Tynex; mid grit 240; 8 SR	Model: BA 531, 531 D	REF 100SG2398
Scrubber brush, main - 19" or 482,60 mm; Union mix; 9 SR	Model: BA 531, 531 D	REF 100SG2396
Scrubber brush, main - 20" or 508,00 mm; Tynex; magna grit 46; 8 SR	Model: BA 531, 531 D	REF 100SG2399



VACUUM MOTOR

Motor, vacuum - 24 VDC; 330 W	Model: BA 531, 531 D	REF 100SG3212
-------------------------------	-----------------------------	--------------------------------------

used for: **NILFISK** series: **BA 610**



FILTER

Filter element, solution intake filter	Model: BA 610	REF 100SG2385
Filter, solution inline	Model: BA 610	REF 100SG3187



HOSE

Hose, drain	Model: BA 610	REF 100SG2387
Hose, solution	Model: BA 610	REF 100SG2383
Hose, solution - length: 100,00 mm	Model: BA 610	REF 100SG3183
Hose, solution - length: 270,00 mm	Model: BA 610	REF 100SG2382
Hose, solution - length: 440,00 mm	Model: BA 610	REF 100SG3184
Hose, solution - length: 460,00 mm	Model: BA 610	REF 100SG3185
Hose, vacuum	Model: BA 610	REF 100SG2386



SQUEEGEE

Blade, squeegee front	Model: BA 610	REF 100SG2380
Blade, squeegee rear	Model: BA 610	REF 100SG2381



SWEEPER/BRUSH

Scrubber brush, main - 12" or 304,80 mm; polypropylene 0.5; 4 SR	Model: BA 610	REF 101SG3546
Scrubber brush, main - 12" or 304,80 mm; polypropylene 0.7; 4 SR	Model: BA 610	REF 101SG3547



VACUUM MOTOR

Motor, vacuum - 24 VDC	Model: BA 610	REF 100SG2384
------------------------	----------------------	--------------------------------------

used for: **NILFISK** series: **BA 610**

used for: **NILFISK** series: **BR 1100**


FILTER

Filter complete, element, dust filter	Model: BR 1100	REF 100SG2265
Filter complete, solution inline	Model: BR 1100	REF 100SG2251



HOSE

Hose, drain - BA 700	Model: BR 1100	REF 100SG2247
Hose, solution	Model: BR 1100	REF 100SG2289
Hose, vacuum	Model: BR 1100	REF 100SG2248

SQUEEGEE

Blade - squeegee inner; neoprene	Model: BR 1100	REF 100SG2262
Blade, squeegee inner - red gum	Model: BR 1100	REF 100SG1615
Blade, squeegee outer - red gum	Model: BR 1100	REF 100SG3158

SWEEPER/BRUSH

Scrubber brush, main - 19" or 482,60 mm; nylon; aglite grit; 8 SR	Model: BR 1100	REF 100SG2324
Scrubber brush, main - 19" or 482,60 mm; nylon; mid grit; 8 SR	Model: BR 1100	REF 100SG2328
Scrubber brush, main - 19" or 482,60 mm; nylon; midlite grit; 8 SR	Model: BR 1100	REF 100SG2329
Scrubber brush, main - 19" or 482,60 mm; polypropylene; 8 SR	Model: BR 1100	REF 100SG2321
Scrubber brush, main - 19" or 482,60 mm; prolite; 7 SR	Model: BR 1100	REF 100SG2325
Scrubber brush, main - 19" or 482,60 mm; prolite; 8 SR	Model: BR 1100	REF 100SG2326
Scrubber brush, main - 19" or 482,60 mm; Tynex; dyna grit; 8 SR	Model: BR 1100	REF 100SG2323
Scrubber brush, main - 19" or 482,60 mm; Tynex; magna grit; 8 SR	Model: BR 1100	REF 100SG2322
Scrubber brush, main - 19" or 482,60 mm; Union mix; 8 SR	Model: BR 1100	REF 100SG2327
Scrubber brush, main - 38" or 965,20 mm; 46 grit; magna grit; cylindrical; Tynex extra coarse	Model: BR 1100	REF 100SG2278
Scrubber brush, main - 38" or 965,20 mm; 80 grit; dyna grit; cylindrical; Tynex grover	Model: BR 1100	REF 100SG2277
Scrubber brush, main - 38" or 965,20 mm; hard nylon; 12 SR; cylindrical	Model: BR 1100	REF 100SG2275
Scrubber brush, main - 38" or 965,20 mm; polypropylene; 12 SR; cylindrical	Model: BR 1100	REF 100SG2273
Scrubber brush, main - 38" or 965,20 mm; soft nylon; 12 SR; cylindrical	Model: BR 1100	REF 100SG2274
Scrubber brush, main - 38" or 965,20 mm; Tynex coarse; midlite grit; 14 SR; cylindrical	Model: BR 1100	REF 100SG2276
Scrubber brush, main - 41" or 1041,40 mm; polypropylene 0.4; 12 SR; cylindrical	Model: BR 1100	REF 100SG2266
Scrubber brush, main - 41" or 1041,40 mm; polypropylene; magna grit 46; 12 SR; cylindrical	Model: BR 1100	REF 100SG2271
Scrubber brush, main - hard nylon 0.7; cylindrical	Model: BR 1100	REF 100SG2268
Scrubber brush, main - midlite grit 180; cylindrical	Model: BR 1100	REF 100SG2269
Scrubber brush, main - soft nylon 0.5; cylindrical	Model: BR 1100	REF 100SG2267
Scrubber brush, main -abrasive 1.0; dyna grit 80; cylindrical	Model: BR 1100	REF 100SG2270



VACUUM MOTOR

Motor, vacuum - 36 VDC; 550 W	Model: BR 1100	REF 100SG2272
-------------------------------	-----------------------	-------------------------------

used for: **NILFISK** series: **BR 600 S**



FILTER

Filter element, solution intake filter – from sn 1752024	Model: BR 600 S	REF 100SG3142
Filter, solution inline - sn from - 1752024	Model: BR 600 S	REF 100SG2244



HOSE

Hose, drain	Model: BR 600 S	REF 100SG2363
Hose, solution	Model: BR 600 S	REF 100SG2246
Hose, vacuum	Model: BR 600 S	REF 100SG2243



SQUEEGEE

Blade, squeegee rear - 24" or 609,60 mm	Model: BR 600 S	REF 100SG2228
Blade, squeegee side - red gum	Model: BR 600 S	REF 100SG2279
Blade, squeegee side - oil-resistant	Model: BR 600 S	REF 100SG2253
Blade, squeegee side - rubber	Model: BR 600 S	REF 100SG2255



SWEEPER/BRUSH

Pad assembly – 12" or 304,80 mm	Model: BR 600 S	REF 100SG2294
Pad assembly – 13" or 330,20 mm	Model: BR 600 S	REF 100SG2303
Pad assembly – 14" or 355,60 mm	Model: BR 600 S	REF 100SG2330
Pad assembly – 16" or 406,40 mm	Model: BR 600 S	REF 100SG2339
Pad assembly, main scrubber brush - only locking plate	Model: BR 600 S	REF 100SG2293
Scrubber brush, main - 12" or 304,80 mm; aglite disc	Model: BR 600 S	REF 100SG2297
Scrubber brush, main - 12" or 304,80 mm; polypropylene; 5 SR; prolite disc	Model: BR 600 S	REF 100SG2299
Scrubber brush, main - 12" or 304,80 mm; prolene; 4 SR	Model: BR 600 S	REF 100SG2298
Scrubber brush, main - 12" or 304,80 mm; Tynex; dyna grit disc; 4 SR	Model: BR 600 S	REF 100SG2296
Scrubber brush, main - 12" or 304,80 mm; Tynex; magna grit; 4 SR	Model: BR 600 S	REF 100SG2295
Scrubber brush, main - 12" or 304,80 mm; Tynex; mid grit disc; 5 SR	Model: BR 600 S	REF 100SG2301
Scrubber brush, main - 12" or 304,80 mm; Tynex; midlite grit disc; 4 SR	Model: BR 600 S	REF 100SG2302
Scrubber brush, main - 12" or 304,80 mm; Union mix; 1 MR	Model: BR 600 S	REF 100SG2300
Scrubber brush, main - 13" or 330,20 mm disc	Model: BR 600 S	REF 100SG2306
Scrubber brush, main - 13" or 330,20 mm; mid grit disc 240	Model: BR 600 S	REF 100SG2310
Scrubber brush, main - 13" or 330,20 mm; polypropylene; 5 SR; prolite disc	Model: BR 600 S	REF 100SG2308
Scrubber brush, main - 13" or 330,20 mm; prolene; 5 SR	Model: BR 600 S	REF 100SG2307
Scrubber brush, main - 13" or 330,20 mm; Tynex; dyna grit disc; 5 SR	Model: BR 600 S	REF 100SG2305
Scrubber brush, main - 13" or 330,20 mm; Tynex; magna grit; 5 SR	Model: BR 600 S	REF 100SG2304
Scrubber brush, main - 13" or 330,20 mm; Tynex; midlite grit; 5 SR	Model: BR 600 S	REF 100SG2311
Scrubber brush, main - 13" or 330,20 mm; Union mix; 6 SR	Model: BR 600 S	REF 100SG2309
Scrubber brush, main - 14" or 355,60 mm; prolene 3 lug; 6 SR	Model: BR 600 S	REF 100SG2334
Scrubber brush, main - 14" or 355,60 mm; prolite; 6 SR	Model: BR 600 S	REF 100SG2335
Scrubber brush, main - 14" or 355,60 mm; Tynex; aglite grit 3 lug; 6 SR	Model: BR 600 S	REF 100SG2333
Scrubber brush, main - 14" or 355,60 mm; Tynex; dyna grit 3 lug; 6 SR	Model: BR 600 S	REF 100SG2332
Scrubber brush, main - 14" or 355,60 mm; Tynex; magna grit 3 lug; 6 SR	Model: BR 600 S	REF 100SG2331
Scrubber brush, main - 14" or 355,60 mm; Tynex; midlite grit 3 lug; 6 SR	Model: BR 600 S	REF 100SG2338
Scrubber brush, main - 14" or 355,60 mm; Tynex; midlite grit; 6 SR	Model: BR 600 S	REF 100SG2337
Scrubber brush, main - 14" or 355,60 mm; Union mix 3 lug; 5 SR	Model: BR 600 S	REF 100SG2336
Scrubber brush, main - 16" or 406,40 mm; grit; 7 SR	Model: BR 600 S	REF 100SG2342
Scrubber brush, main - 16" or 406,40 mm; prolene; 7 SR	Model: BR 600 S	REF 100SG2343
Scrubber brush, main - 16" or 406,40 mm; prolite; 7 SR	Model: BR 600 S	REF 100SG2344
Scrubber brush, main - 16" or 406,40 mm; Tynex; dyna grit; 7 SR	Model: BR 600 S	REF 100SG2341
Scrubber brush, main - 16" or 406,40 mm; Tynex; magna grit; 8 SR	Model: BR 600 S	REF 100SG2340
Scrubber brush, main - 16" or 406,40 mm; Tynex; mid grit 240; 8 SR	Model: BR 600 S	REF 100SG2346
Scrubber brush, main - 16" or 406,40 mm; Tynex; midlite grit 180; 7 SR	Model: BR 600 S	REF 100SG2347
Scrubber brush, main - 16" or 406,40 mm; Union mix	Model: BR 600 S	REF 100SG2345

used for: **NILFISK** series: **BR 600 S**

used for: **NILFISK** series: **BR 600 S**

Scrubber brush, main - 24" or 609,60 mm; 46 grit; cylindrical; orange	Model: BR 600 S	REF 100SG2242
Scrubber brush, main - 24" or 609,60 mm; hard nylon; cylindrical	Model: BR 600 S	REF 100SG2238
Scrubber brush, main - 24" or 609,60 mm; polypropylene; 12 SR; cylindrical	Model: BR 600 S	REF 100SG2239
Scrubber brush, main - 24" or 609,60 mm; soft nylon; cylindrical	Model: BR 600 S	REF 100SG2237
Scrubber brush, main - 24" or 609,60 mm; Tynex; 180 grit; 14 SR; cylindrical; blue	Model: BR 600 S	REF 100SG2240
Scrubber brush, main - 24" or 609,60 mm; Tynex; 80 grit; 12 SR; cylindrical; black	Model: BR 600 S	REF 100SG2241
Scrubber brush, main - 26" or 660,40 mm; 180 grit; cylindrical; blue	Model: BR 600 S	REF 100SG2234
Scrubber brush, main - 26" or 660,40 mm; 46 grit; cylindrical; orange	Model: BR 600 S	REF 100SG2236
Scrubber brush, main - 26" or 660,40 mm; 80 grit; cylindrical; black	Model: BR 600 S	REF 100SG2235
Scrubber brush, main - 26" or 660,40 mm; hard nylon; cylindrical	Model: BR 600 S	REF 100SG2232
Scrubber brush, main - 26" or 660,40 mm; polypropylene; cylindrical	Model: BR 600 S	REF 100SG2233
Scrubber brush, main - 26" or 660,40 mm; soft nylon; cylindrical	Model: BR 600 S	REF 100SG2231
Scrubber brush, main - 28" or 711,20 mm; hard nylon; 12 SR; cylindrical	Model: BR 600 S	REF 100SG2284
Scrubber brush, main - 28" or 711,20 mm; nylon; 46 grit; MR; cylindrical; orange/brown	Model: BR 600 S	REF 100SG2287
Scrubber brush, main - 28" or 711,20 mm; polypropylene; 12 SR; cylindrical; red	Model: BR 600 S	REF 100SG2282
Scrubber brush, main - 28" or 711,20 mm; soft nylon; 12 SR; cylindrical; yellow	Model: BR 600 S	REF 100SG2283
Scrubber brush, main - 28" or 711,20 mm; Tynex; 180 grit; 12 SR; cylindrical; blue/grey	Model: BR 600 S	REF 100SG2285
Scrubber brush, main - 28" or 711,20 mm; Tynex; 80 grit; 16 SR; cylindrical; black	Model: BR 600 S	REF 100SG2286
Scrubber brush, main - 31" or 787,40 mm; abrasive 0.75; midlite grit; 16 SR; cylindrical	Model: BR 600 S	REF 100SG2259
Scrubber brush, main - 31" or 787,40 mm; abrasive 1.2; dyna grit; 12 SR; cylindrical	Model: BR 600 S	REF 100SG2260
Scrubber brush, main - 31" or 787,40 mm; hard nylon; 12 SR; cylindrical	Model: BR 600 S	REF 100SG2257
Scrubber brush, main - 31" or 787,40 mm; magna grit; 16 SR; cylindrical	Model: BR 600 S	REF 100SG2261
Scrubber brush, main - 31" or 787,40 mm; polypropylene; 12 SR; cylindrical	Model: BR 600 S	REF 100SG2258
Scrubber brush, main - 31" or 787,40 mm; soft nylon; 12 SR; cylindrical	Model: BR 600 S	REF 100SG2256



VACUUM MOTOR

Motor, vacuum - 36 VDC	Model: BR 600 S	REF 101SG3548
------------------------	------------------------	-------------------------------

used for: **NILFISK** series: **BR 650 S**



FILTER

Filter element, solution intake filter – from sn 1752024	Model: BR 650 S	REF 100SG3142
Filter, solution inline - sn from - 1752024	Model: BR 650 S	REF 100SG2244



HOSE

Hose, drain	Model: BR 650 S	REF 100SG2363
Hose, solution	Model: BR 650 S	REF 100SG2246
Hose, vacuum	Model: BR 650 S	REF 100SG2243



SQUEEGEE

Blade, squeegee rear - 28" or 711,20 mm	Model: BR 650 S	REF 100SG2230
Blade, squeegee side - red gum	Model: BR 650 S	REF 100SG2279
Blade, squeegee side - oil-resistant	Model: BR 650 S	REF 100SG2253
Blade, squeegee side - rubber	Model: BR 650 S	REF 100SG2255



SWEEPER/BRUSH

Pad assembly – 12" or 304,80 mm	Model: BR 650 S	REF 100SG2294
Pad assembly – 13" or 330,20 mm	Model: BR 650 S	REF 100SG2303
Pad assembly – 14" or 355,60 mm	Model: BR 650 S	REF 100SG2330
Pad assembly – 16" or 406,40 mm	Model: BR 650 S	REF 100SG2339
Pad assembly, main scrubber brush - only locking plate	Model: BR 650 S	REF 100SG2293
Scrubber brush, main - 12" or 304,80 mm; aglite disc	Model: BR 650 S	REF 100SG2297
Scrubber brush, main - 12" or 304,80 mm; polypropylene; 5 SR; prolite disc	Model: BR 650 S	REF 100SG2299
Scrubber brush, main - 12" or 304,80 mm; prolene; 4 SR	Model: BR 650 S	REF 100SG2298
Scrubber brush, main - 12" or 304,80 mm; Tynex; dyna grit disc; 4 SR	Model: BR 650 S	REF 100SG2296
Scrubber brush, main - 12" or 304,80 mm; Tynex; magna grit; 4 SR	Model: BR 650 S	REF 100SG2295
Scrubber brush, main - 12" or 304,80 mm; Tynex; mid grit disc; 5 SR	Model: BR 650 S	REF 100SG2301
Scrubber brush, main - 12" or 304,80 mm; Tynex; midlite grit disc; 4 SR	Model: BR 650 S	REF 100SG2302
Scrubber brush, main - 12" or 304,80 mm; Union mix; 1 MR	Model: BR 650 S	REF 100SG2300
Scrubber brush, main - 13" or 330,20 mm disc	Model: BR 650 S	REF 100SG2306
Scrubber brush, main - 13" or 330,20 mm; mid grit disc 240	Model: BR 650 S	REF 100SG2310
Scrubber brush, main - 13" or 330,20 mm; polypropylene; 5 SR; prolite disc	Model: BR 650 S	REF 100SG2308
Scrubber brush, main - 13" or 330,20 mm; prolene; 5 SR	Model: BR 650 S	REF 100SG2307
Scrubber brush, main - 13" or 330,20 mm; Tynex; dyna grit disc; 5 SR	Model: BR 650 S	REF 100SG2305
Scrubber brush, main - 13" or 330,20 mm; Tynex; magna grit; 5 SR	Model: BR 650 S	REF 100SG2304
Scrubber brush, main - 13" or 330,20 mm; Tynex; midlite grit; 5 SR	Model: BR 650 S	REF 100SG2311
Scrubber brush, main - 13" or 330,20 mm; Union mix; 6 SR	Model: BR 650 S	REF 100SG2309
Scrubber brush, main - 14" or 355,60 mm; Tynex; aglite grit 3 lug; 6 SR	Model: BR 650 S	REF 100SG2333
Scrubber brush, main - 14" or 355,60 mm; prolene 3 lug; 6 SR	Model: BR 650 S	REF 100SG2334
Scrubber brush, main - 14" or 355,60 mm; prolite; 6 SR	Model: BR 650 S	REF 100SG2335
Scrubber brush, main - 14" or 355,60 mm; Tynex; dyna grit 3 lug; 6 SR	Model: BR 650 S	REF 100SG2332
Scrubber brush, main - 14" or 355,60 mm; Tynex; magna grit 3 lug; 6 SR	Model: BR 650 S	REF 100SG2331
Scrubber brush, main - 14" or 355,60 mm; Tynex; midlite grit 3 lug; 6 SR	Model: BR 650 S	REF 100SG2338
Scrubber brush, main - 14" or 355,60 mm; Tynex; midlite grit; 6 SR	Model: BR 650 S	REF 100SG2337
Scrubber brush, main - 14" or 355,60 mm; Union mix 3 lug; 5 SR	Model: BR 650 S	REF 100SG2336
Scrubber brush, main - 16" or 406,40 mm; grit; 7 SR	Model: BR 650 S	REF 100SG2342
Scrubber brush, main - 16" or 406,40 mm; prolene; 7 SR	Model: BR 650 S	REF 100SG2343
Scrubber brush, main - 16" or 406,40 mm; prolite; 7 SR	Model: BR 650 S	REF 100SG2344
Scrubber brush, main - 16" or 406,40 mm; Tynex; dyna grit; 7 SR	Model: BR 650 S	REF 100SG2341
Scrubber brush, main - 16" or 406,40 mm; Tynex; magna grit; 8 SR	Model: BR 650 S	REF 100SG2340
Scrubber brush, main - 16" or 406,40 mm; Tynex; mid grit 240; 8 SR	Model: BR 650 S	REF 100SG2346
Scrubber brush, main - 16" or 406,40 mm; Tynex; midlite grit 180; 7 SR	Model: BR 650 S	REF 100SG2347
Scrubber brush, main - 16" or 406,40 mm; Union mix	Model: BR 650 S	REF 100SG2345

used for: **NILFISK** series: **BR 650 S**

used for: **NILFISK** series: **BR 650 S**

Scrubber brush, main - 24" or 609,60 mm; 46 grit; cylindrical; orange	Model: BR 650 S	REF 100SG2242
Scrubber brush, main - 24" or 609,60 mm; hard nylon; cylindrical	Model: BR 650 S	REF 100SG2238
Scrubber brush, main - 24" or 609,60 mm; polypropylene; 12 SR; cylindrical	Model: BR 650 S	REF 100SG2239
Scrubber brush, main - 24" or 609,60 mm; soft nylon; cylindrical	Model: BR 650 S	REF 100SG2237
Scrubber brush, main - 24" or 609,60 mm; Tynex; 180 grit; 14 SR; cylindrical; blue	Model: BR 650 S	REF 100SG2240
Scrubber brush, main - 24" or 609,60 mm; Tynex; 80 grit; 12 SR; cylindrical; black	Model: BR 650 S	REF 100SG2241
Scrubber brush, main - 26" or 660,40 mm; 180 grit; cylindrical; blue	Model: BR 650 S	REF 100SG2234
Scrubber brush, main - 26" or 660,40 mm; 46 grit; cylindrical; orange	Model: BR 650 S	REF 100SG2236
Scrubber brush, main - 26" or 660,40 mm; 80 grit; cylindrical; black	Model: BR 650 S	REF 100SG2235
Scrubber brush, main - 26" or 660,40 mm; hard nylon; cylindrical	Model: BR 650 S	REF 100SG2232
Scrubber brush, main - 26" or 660,40 mm; polypropylene; cylindrical	Model: BR 650 S	REF 100SG2233
Scrubber brush, main - 26" or 660,40 mm; soft nylon; cylindrical	Model: BR 650 S	REF 100SG2231
Scrubber brush, main - 28" or 711,20 mm; hard nylon; 12 SR; cylindrical	Model: BR 650 S	REF 100SG2284
Scrubber brush, main - 28" or 711,20 mm; nylon; 46 grit; MR; cylindrical; orange/brown	Model: BR 650 S	REF 100SG2287
Scrubber brush, main - 28" or 711,20 mm; polypropylene; 12 SR; cylindrical; red	Model: BR 650 S	REF 100SG2282
Scrubber brush, main - 28" or 711,20 mm; soft nylon; 12 SR; cylindrical; yellow	Model: BR 650 S	REF 100SG2283
Scrubber brush, main - 28" or 711,20 mm; Tynex; 180 grit; 12 SR; cylindrical; blue/grey	Model: BR 650 S	REF 100SG2285
Scrubber brush, main - 28" or 711,20 mm; Tynex; 80 grit; 16 SR; cylindrical; black	Model: BR 650 S	REF 100SG2286
Scrubber brush, main - 31" or 787,40 mm; abrasive 0.75; midlite grit; 16 SR; cylindrical	Model: BR 650 S	REF 100SG2259
Scrubber brush, main - 31" or 787,40 mm; abrasive 1.2; dyna grit; 12 SR; cylindrical	Model: BR 650 S	REF 100SG2260
Scrubber brush, main - 31" or 787,40 mm; hard nylon; 12 SR; cylindrical	Model: BR 650 S	REF 100SG2257
Scrubber brush, main - 31" or 787,40 mm; magna grit; 16 SR; cylindrical	Model: BR 650 S	REF 100SG2261
Scrubber brush, main - 31" or 787,40 mm; polypropylene; 12 SR; cylindrical	Model: BR 650 S	REF 100SG2258
Scrubber brush, main - 31" or 787,40 mm; soft nylon; 12 SR; cylindrical	Model: BR 650 S	REF 100SG2256



VACUUM MOTOR

Motor, vacuum - 36 VDC	Model: BR 650 S	REF 101SG3548
------------------------	------------------------	-------------------------------

used for: **NILFISK** series: **BR 652**



FILTER

Filter element, solution intake filter - filter net ss 50 mesh for water	Model: BR 652	REF 100SG3206
Filter, solution inline - water	Model: BR 652	REF 100SG3208



HOSE

Hose, drain	Model: BR 652	REF 100SG3205
Hose, solution - diameter: 12,00 mm; length: 270,00 mm	Model: BR 652	REF 100SG3210
Hose, vacuum - suction	Model: BR 652	REF 100SG3209



SQUEEGEE

Blade kit, squeegee rear - 35" or 889,00 mm; polyurethane	Model: BR 652	REF 100SG2176
Blade kit, squeegee rear - 35" or 889,00 mm; rubber; optional	Model: BR 652	REF 100SG2174



SWEEPER/BRUSH

Scrubber brush, main - 12" or 304,80 mm; polypropylene; 5 SR	Model: BR 652	REF 100SG3188
Scrubber brush, main - 12" or 304,80 mm; prolite; 5 SR	Model: BR 652	REF 100SG3194
Scrubber brush, main - 12" or 304,80 mm; Tynex; mid grit 240; 5 SR	Model: BR 652	REF 100SG3190
Scrubber brush, main - 12" or 304,80 mm; Tynex; midlite grit; 5 SR	Model: BR 652	REF 100SG3192
Scrubber brush, main - 12" or 304,80 mm; Union mix; 1 MR	Model: BR 652	REF 100SG3196
Scrubber brush, main - 14" or 355,60 mm; prolene; 5 SR	Model: BR 652	REF 100SG3189
Scrubber brush, main - 14" or 355,60 mm; prolite; 7 SR	Model: BR 652	REF 100SG3195
Scrubber brush, main - 14" or 355,60 mm; Tynex; mid grit 240; 6 SR	Model: BR 652	REF 100SG3191
Scrubber brush, main - 14" or 355,60 mm; Tynex; midlite grit; 6 SR	Model: BR 652	REF 100SG3193
Scrubber brush, main - 14" or 355,60 mm; Union mix; 1 MR	Model: BR 652	REF 100SG3197
Scrubber brush, main - 28" or 711,20 mm; hard nylon; 12 SR; cylindrical	Model: BR 652	REF 100SG2284
Scrubber brush, main - 28" or 711,20 mm; nylon; 46 grit; MR; cylindrical; orange/brown	Model: BR 652	REF 100SG2287
Scrubber brush, main - 28" or 711,20 mm; polypropylene; 12 SR; cylindrical; red	Model: BR 652	REF 100SG2282
Scrubber brush, main - 28" or 711,20 mm; soft nylon; 12 SR; cylindrical; yellow	Model: BR 652	REF 100SG2283
Scrubber brush, main - 28" or 711,20 mm; Tynex; 180 grit; 12 SR; cylindrical; blue/grey	Model: BR 652	REF 100SG2285
Scrubber brush, main - 28" or 711,20 mm; Tynex; 80 grit; 16 SR; cylindrical; black	Model: BR 652	REF 100SG2286



VACUUM MOTOR

Motor, vacuum - 24 VDC; 420 W; 3 stage	Model: BR 652	REF 100SG2172
Motor, vacuum - 24 VDC; 670 W; 3 stage	Model: BR 652	REF 100SG2175

used for: **NILFISK** series: **BR 652**

used for: **NILFISK** series: **BR 700 S**


FILTER

Filter element, solution intake filter – from sn 1752024	Model: BR 700 S	REF 100SG3142
Filter, solution inline - sn from - 1752024	Model: BR 700 S	REF 100SG2244



HOSE

Hose, drain	Model: BR 700 S	REF 100SG2363
Hose, solution	Model: BR 700 S	REF 100SG2246
Hose, vacuum	Model: BR 700 S	REF 100SG2243



SQUEEGEE

Blade, squeegee rear - 28" or 711,20 mm	Model: BR 700 S	REF 100SG2230
Blade, squeegee side - red gum	Model: BR 700 S	REF 100SG2279
Blade, squeegee side - oil-resistant	Model: BR 700 S	REF 100SG2253
Blade, squeegee side - rubber	Model: BR 700 S	REF 100SG2255



SWEEPER/BRUSH

Pad assembly – 12" or 304,80 mm	Model: BR 700 S	REF 100SG2294
Pad assembly – 13" or 330,20 mm	Model: BR 700 S	REF 100SG2303
Pad assembly – 14" or 355,60 mm	Model: BR 700 S	REF 100SG2330
Pad assembly – 16" or 406,40 mm	Model: BR 700 S	REF 100SG2339
Pad assembly, main scrubber brush - only locking plate	Model: BR 700 S	REF 100SG2293
Scrubber brush, main - 12" or 304,80 mm; aglite disc	Model: BR 700 S	REF 100SG2297
Scrubber brush, main - 12" or 304,80 mm; polypropylene; 5 SR; prolite disc	Model: BR 700 S	REF 100SG2299
Scrubber brush, main - 12" or 304,80 mm; prolene; 4 SR	Model: BR 700 S	REF 100SG2298
Scrubber brush, main - 12" or 304,80 mm; Tynex; dyna grit disc; 4 SR	Model: BR 700 S	REF 100SG2296
Scrubber brush, main - 12" or 304,80 mm; Tynex; magna grit; 4 SR	Model: BR 700 S	REF 100SG2295
Scrubber brush, main - 12" or 304,80 mm; Tynex; mid grit disc; 5 SR	Model: BR 700 S	REF 100SG2301
Scrubber brush, main - 12" or 304,80 mm; Tynex; midlite grit disc; 4 SR	Model: BR 700 S	REF 100SG2302
Scrubber brush, main - 12" or 304,80 mm; Union mix; 1 MR	Model: BR 700 S	REF 100SG2300
Scrubber brush, main - 13" or 330,20 mm disc	Model: BR 700 S	REF 100SG2306
Scrubber brush, main - 13" or 330,20 mm; mid grit disc 240	Model: BR 700 S	REF 100SG2310
Scrubber brush, main - 13" or 330,20 mm; polypropylene; 5 SR; prolite disc	Model: BR 700 S	REF 100SG2308
Scrubber brush, main - 13" or 330,20 mm; prolene; 5 SR	Model: BR 700 S	REF 100SG2307
Scrubber brush, main - 13" or 330,20 mm; Tynex; dyna grit disc; 5 SR	Model: BR 700 S	REF 100SG2305
Scrubber brush, main - 13" or 330,20 mm; Tynex; magna grit; 5 SR	Model: BR 700 S	REF 100SG2304
Scrubber brush, main - 13" or 330,20 mm; Tynex; midlite grit; 5 SR	Model: BR 700 S	REF 100SG2311
Scrubber brush, main - 13" or 330,20 mm; Union mix; 6 SR	Model: BR 700 S	REF 100SG2309
Scrubber brush, main - 14" or 355,60 mm; Tynex; aglite grit 3 lug; 6 SR	Model: BR 700 S	REF 100SG2333
Scrubber brush, main - 14" or 355,60 mm; prolene 3 lug; 6 SR	Model: BR 700 S	REF 100SG2334
Scrubber brush, main - 14" or 355,60 mm; prolite; 6 SR	Model: BR 700 S	REF 100SG2335
Scrubber brush, main - 14" or 355,60 mm; Tynex; dyna grit 3 lug; 6 SR	Model: BR 700 S	REF 100SG2332
Scrubber brush, main - 14" or 355,60 mm; Tynex; magna grit 3 lug; 6 SR	Model: BR 700 S	REF 100SG2331
Scrubber brush, main - 14" or 355,60 mm; Tynex; midlite grit 3 lug; 6 SR	Model: BR 700 S	REF 100SG2338
Scrubber brush, main - 14" or 355,60 mm; Tynex; midlite grit; 6 SR	Model: BR 700 S	REF 100SG2337
Scrubber brush, main - 14" or 355,60 mm; Union mix 3 lug; 5 SR	Model: BR 700 S	REF 100SG2336
Scrubber brush, main - 16" or 406,40 mm; grit; 7 SR	Model: BR 700 S	REF 100SG2342
Scrubber brush, main - 16" or 406,40 mm; prolene; 7 SR	Model: BR 700 S	REF 100SG2343
Scrubber brush, main - 16" or 406,40 mm; prolite; 7 SR	Model: BR 700 S	REF 100SG2344
Scrubber brush, main - 16" or 406,40 mm; Tynex; dyna grit; 7 SR	Model: BR 700 S	REF 100SG2341
Scrubber brush, main - 16" or 406,40 mm; Tynex; magna grit; 8 SR	Model: BR 700 S	REF 100SG2340
Scrubber brush, main - 16" or 406,40 mm; Tynex; mid grit 240; 8 SR	Model: BR 700 S	REF 100SG2346
Scrubber brush, main - 16" or 406,40 mm; Tynex; midlite grit 180; 7 SR	Model: BR 700 S	REF 100SG2347
Scrubber brush, main - 16" or 406,40 mm; Union mix	Model: BR 700 S	REF 100SG2345

Scrubber brush, main - 24" or 609,60 mm; 46 grit; cylindrical; orange	Model: BR 700 S	REF 100SG2242
Scrubber brush, main - 24" or 609,60 mm; hard nylon; cylindrical	Model: BR 700 S	REF 100SG2238
Scrubber brush, main - 24" or 609,60 mm; polypropylene; 12 SR; cylindrical	Model: BR 700 S	REF 100SG2239
Scrubber brush, main - 24" or 609,60 mm; soft nylon; cylindrical	Model: BR 700 S	REF 100SG2237
Scrubber brush, main - 24" or 609,60 mm; Tynex; 180 grit; 14 SR; cylindrical; blue	Model: BR 700 S	REF 100SG2240
Scrubber brush, main - 24" or 609,60 mm; Tynex; 80 grit; 12 SR; cylindrical; black	Model: BR 700 S	REF 100SG2241
Scrubber brush, main - 26" or 660,40 mm; 180 grit; cylindrical; blue	Model: BR 700 S	REF 100SG2234
Scrubber brush, main - 26" or 660,40 mm; 46 grit; cylindrical; orange	Model: BR 700 S	REF 100SG2236
Scrubber brush, main - 26" or 660,40 mm; 80 grit; cylindrical; black	Model: BR 700 S	REF 100SG2235
Scrubber brush, main - 26" or 660,40 mm; hard nylon; cylindrical	Model: BR 700 S	REF 100SG2232
Scrubber brush, main - 26" or 660,40 mm; polypropylene; cylindrical	Model: BR 700 S	REF 100SG2233
Scrubber brush, main - 26" or 660,40 mm; soft nylon; cylindrical	Model: BR 700 S	REF 100SG2231
Scrubber brush, main - 28" or 711,20 mm; hard nylon; 12 SR; cylindrical	Model: BR 700 S	REF 100SG2284
Scrubber brush, main - 28" or 711,20 mm; nylon; 46 grit; MR; cylindrical; orange/brown	Model: BR 700 S	REF 100SG2287
Scrubber brush, main - 28" or 711,20 mm; polypropylene; 12 SR; cylindrical; red	Model: BR 700 S	REF 100SG2282
Scrubber brush, main - 28" or 711,20 mm; soft nylon; 12 SR; cylindrical; yellow	Model: BR 700 S	REF 100SG2283
Scrubber brush, main - 28" or 711,20 mm; Tynex; 180 grit; 12 SR; cylindrical; blue/grey	Model: BR 700 S	REF 100SG2285
Scrubber brush, main - 28" or 711,20 mm; Tynex; 80 grit; 16 SR; cylindrical; black	Model: BR 700 S	REF 100SG2286
Scrubber brush, main - 31" or 787,40 mm; abrasive 0.75; midlite grit; 16 SR; cylindrical	Model: BR 700 S	REF 100SG2259
Scrubber brush, main - 31" or 787,40 mm; abrasive 1.2; dyna grit; 12 SR; cylindrical	Model: BR 700 S	REF 100SG2260
Scrubber brush, main - 31" or 787,40 mm; hard nylon; 12 SR; cylindrical	Model: BR 700 S	REF 100SG2257
Scrubber brush, main - 31" or 787,40 mm; magna grit; 16 SR; cylindrical	Model: BR 700 S	REF 100SG2261
Scrubber brush, main - 31" or 787,40 mm; polypropylene; 12 SR; cylindrical	Model: BR 700 S	REF 100SG2258
Scrubber brush, main - 31" or 787,40 mm; soft nylon; 12 SR; cylindrical	Model: BR 700 S	REF 100SG2256



VACUUM MOTOR

Motor, vacuum - 36 VDC	Model: BR 700 S	REF 101SG3548
------------------------	------------------------	-------------------------------

used for: **NILFISK** series: **BR 752**



FILTER

Filter element, solution intake filter - filter net ss 50 mesh for water	Model: BR 752, 752 C	REF 100SG3206
Filter, solution inline - water	Model: BR 752, 752 C	REF 100SG3208



HOSE

Hose, drain	Model: BR 752, 752 C	REF 100SG3205
Hose, solution - diameter: 12,00 mm; length: 270,00 mm	Model: BR 752, 752 C	REF 100SG3210
Hose, vacuum - suction	Model: BR 752, 752 C	REF 100SG3209



SQUEEGEE

Blade kit, squeegee rear - 35" or 889,00 mm; polyurethane	Model: BR 752, 752 C	REF 100SG2176
Blade kit, squeegee rear - 35" or 889,00 mm; rubber; optional	Model: BR 752, 752 C	REF 100SG2174



SWEEPER/BRUSH

Scrubber brush, main - 12" or 304,80 mm; polypropylene; 5 SR	Model: BR 752, 752 C	REF 100SG3188
Scrubber brush, main - 12" or 304,80 mm; prolite; 5 SR	Model: BR 752, 752 C	REF 100SG3194
Scrubber brush, main - 12" or 304,80 mm; Tynex; mid grit 240; 5 SR	Model: BR 752, 752 C	REF 100SG3190
Scrubber brush, main - 12" or 304,80 mm; Tynex; midlite grit; 5 SR	Model: BR 752, 752 C	REF 100SG3192
Scrubber brush, main - 12" or 304,80 mm; Union mix; 1 MR	Model: BR 752, 752 C	REF 100SG3196
Scrubber brush, main - 14" or 355,60 mm; prolite; 5 SR	Model: BR 752, 752 C	REF 100SG3189
Scrubber brush, main - 14" or 355,60 mm; prolite; 7 SR	Model: BR 752, 752 C	REF 100SG3195
Scrubber brush, main - 14" or 355,60 mm; Tynex; mid grit 240; 6 SR	Model: BR 752, 752 C	REF 100SG3191
Scrubber brush, main - 14" or 355,60 mm; Tynex; midlite grit; 6 SR	Model: BR 752, 752 C	REF 100SG3193
Scrubber brush, main - 14" or 355,60 mm; Union mix; 1 MR	Model: BR 752, 752 C	REF 100SG3197
Scrubber brush, main - 28" or 711,20 mm; hard nylon; 12 SR; cylindrical	Model: BR 752, 752 C	REF 100SG2284
Scrubber brush, main - 28" or 711,20 mm; nylon; 46 grit; MR; cylindrical; orange/brown	Model: BR 752, 752 C	REF 100SG2287
Scrubber brush, main - 28" or 711,20 mm; polypropylene; 12 SR; cylindrical; red	Model: BR 752, 752 C	REF 100SG2282
Scrubber brush, main - 28" or 711,20 mm; soft nylon; 12 SR; cylindrical; yellow	Model: BR 752, 752 C	REF 100SG2283
Scrubber brush, main - 28" or 711,20 mm; Tynex; 180 grit; 12 SR; cylindrical; blue/grey	Model: BR 752, 752 C	REF 100SG2285
Scrubber brush, main - 28" or 711,20 mm; Tynex; 80 grit; 16 SR; cylindrical; black	Model: BR 752, 752 C	REF 100SG2286



VACUUM MOTOR

Motor, vacuum - 420 W	Model: BR 752, 752 C	REF 101SG3549
Motor, vacuum - 570 W	Model: BR 752, 752 C	REF 101SG3550

used for: **NILFISK** series: **BR 755**


FILTER

Element, solution drain filter	Model: BR 755	REF 100SG3174
--------------------------------	----------------------	--------------------------------------



HOSE

Hose, drain - recovery	Model: BR 755	REF 100SG3175
Hose, solution	Model: BR 755	REF 100SG3129



SQUEEGEE

Blade kit, squeegee - side	Model: BR 755	REF 100SG3143
Blade, squeegee front - 28" or 711,20 mm; gum	Model: BR 755	REF 100SG3176
Blade, squeegee front - 28" or 711,20 mm; polyurethane	Model: BR 755	REF 100SG3179
Blade, squeegee front - 34" or 863,60 mm; gum	Model: BR 755	REF 100SG3177
Blade, squeegee front - 34" or 863,60 mm; polyurethane	Model: BR 755	REF 100SG3180
Blade, squeegee rear - 28" or 711,20 mm; polyurethane	Model: BR 755	REF 100SG3147
Blade, squeegee rear - 28" or 711,20 mm; red gum	Model: BR 755	REF 100SG3146
Blade, squeegee rear - 34" or 863,60 mm; polyurethane	Model: BR 755	REF 100SG3149
Blade, squeegee rear - 34" or 863,60 mm; red gum	Model: BR 755	REF 100SG3148
Blade, squeegee side - gum	Model: BR 755	REF 100SG3154
Blade, squeegee side - red gum; cylindrical	Model: BR 755	REF 100SG3182
Blade, squeegee side - polyurethane	Model: BR 755	REF 100SG3156
Blade, squeegee side - polyurethane; cylindrical	Model: BR 755	REF 100SG3181
Blade, squeegee side - red gum	Model: BR 755	REF 100SG3155



SWEEPER/BRUSH

Pad assembly - 14" or 355,60 mm	Model: BR 755	REF 100SG2330
Pad assembly - 17" or 431,80 mm; 3 lug	Model: BR 755	REF 100SG2312
Scrubber brush, main - 14" or 355,60 mm; Tynex; aglite grit 3 lug; 6 SR	Model: BR 755	REF 100SG2333
Scrubber brush, main - 14" or 355,60 mm; prolene 3 lug; 6 SR	Model: BR 755	REF 100SG2334
Scrubber brush, main - 14" or 355,60 mm; prolite; 6 SR	Model: BR 755	REF 100SG2335
Scrubber brush, main - 14" or 355,60 mm; Tynex; dyna grit 3 lug; 6 SR	Model: BR 755	REF 100SG2332
Scrubber brush, main - 14" or 355,60 mm; Tynex; magna grit 3 lug; 6 SR	Model: BR 755	REF 100SG2331
Scrubber brush, main - 14" or 355,60 mm; Tynex; midlite grit 3 lug; 6 SR	Model: BR 755	REF 100SG2338
Scrubber brush, main - 14" or 355,60 mm; Tynex; midlite grit; 6 SR	Model: BR 755	REF 100SG2337
Scrubber brush, main - 14" or 355,60 mm; Union mix 3 lug; 5 SR	Model: BR 755	REF 100SG2336
Scrubber brush, main - 17" or 431,80 mm polypropylene; 8 SR; prolite; light-duty	Model: BR 755	REF 100SG2317
Scrubber brush, main - 17" or 431,80 mm; prolene; 7 SR; medium; heavy-duty	Model: BR 755	REF 100SG2316
Scrubber brush, main - 17" or 431,80 mm; 7 SR; grit 500; soft	Model: BR 755	REF 100SG2315
Scrubber brush, main - 17" or 431,80 mm; Tynex; dyna grit 3 lug; 7 SR; heavy-duty	Model: BR 755	REF 100SG2314
Scrubber brush, main - 17" or 431,80 mm; Tynex; magna grit 3 lug; 8 SR; extreme heavy-duty	Model: BR 755	REF 100SG2313
Scrubber brush, main - 17" or 431,80 mm; Tynex; midlite grit 180; 7 SR; medium-duty	Model: BR 755	REF 100SG2320
Scrubber brush, main - 17" or 431,80 mm; Tynex; mid grit 240; 8 SR; medium-duty	Model: BR 755	REF 100SG2319
Scrubber brush, main - 17" or 431,80 mm; Union mix 3 lug	Model: BR 755	REF 100SG2318
Scrubber brush, main - 28" or 711,20 mm; hard nylon; 12 SR; cylindrical	Model: BR 755	REF 100SG2284
Scrubber brush, main - 28" or 711,20 mm; nylon; 46 grit; MR; cylindrical; orange/brown	Model: BR 755	REF 100SG2287
Scrubber brush, main - 28" or 711,20 mm; polypropylene; 12 SR; cylindrical; red	Model: BR 755	REF 100SG2282
Scrubber brush, main - 28" or 711,20 mm; soft nylon; 12 SR; cylindrical; yellow	Model: BR 755	REF 100SG2283
Scrubber brush, main - 28" or 711,20 mm; Tynex; 180 grit; 12 SR; cylindrical; blue/grey	Model: BR 755	REF 100SG2285
Scrubber brush, main - 28" or 711,20 mm; Tynex; 80 grit; 16 SR; cylindrical; black	Model: BR 755	REF 100SG2286

used for: **NILFISK** series: **BR 755**



VACUUM MOTOR

Motor, vacuum - 24 VDC; 3 stage; with suppression	Model: BR 755	REF 100SG3178
---	----------------------	--------------------------------------

used for: **NILFISK** series: **BR 800**



FILTER

Filter element, solution intake filter – from sn 1752024	Model: BR 800 C, S	REF 100SG3142
Filter, solution inline - sn from - 1752024	Model: BR 800 C, S	REF 100SG2244



HOSE

Hose, drain	Model: BR 800 C, S	REF 100SG2363
Hose, solution	Model: BR 800 C, S	REF 100SG2246
Hose, vacuum	Model: BR 800 C, S	REF 100SG2243



SQUEEGEE

Blade, squeegee rear - 32" or 812,80 mm	Model: BR 800 S	REF 100SG2229
Blade, squeegee side - red gum	Model: BR 800 C, S	REF 100SG2279
Blade, squeegee side - oil-resistant	Model: BR 800 C, S	REF 100SG2253
Blade, squeegee side - rubber	Model: BR 800 C, S	REF 100SG2255



SWEEPER/BRUSH

Pad assembly – 12" or 304,80 mm	Model: BR 800 C, S	REF 100SG2294
Pad assembly – 13" or 330,20 mm	Model: BR 800 C, S	REF 100SG2303
Pad assembly – 14" or 355,60 mm	Model: BR 800 C, S	REF 100SG2330
Pad assembly – 16" or 406,40 mm	Model: BR 800 C, S	REF 100SG2339
Scrubber brush, main - 12" or 304,80 mm; aglite disc	Model: BR 800 C, S	REF 100SG2297
Scrubber brush, main - 12" or 304,80 mm; polypropylene; 5 SR; prolite disc	Model: BR 800 C, S	REF 100SG2299
Scrubber brush, main - 12" or 304,80 mm; prolene; 4 SR	Model: BR 800 C, S	REF 100SG2298
Scrubber brush, main - 12" or 304,80 mm; Tynex; dyna grit disc; 4 SR	Model: BR 800 C, S	REF 100SG2296
Scrubber brush, main - 12" or 304,80 mm; Tynex; magna grit; 4 SR	Model: BR 800 C, S	REF 100SG2295
Scrubber brush, main - 12" or 304,80 mm; Tynex; mid grit disc; 5 SR	Model: BR 800 C, S	REF 100SG2301
Scrubber brush, main - 12" or 304,80 mm; Tynex; midlite grit disc; 4 SR	Model: BR 800 C, S	REF 100SG2302
Scrubber brush, main - 12" or 304,80 mm; Union mix; 1 MR	Model: BR 800 C, S	REF 100SG2300
Scrubber brush, main - 13" or 330,20 mm disc	Model: BR 800 C, S	REF 100SG2306
Scrubber brush, main - 13" or 330,20 mm; mid grit disc 240	Model: BR 800 C, S	REF 100SG2310
Scrubber brush, main - 13" or 330,20 mm; polypropylene; 5 SR; prolite disc	Model: BR 800 C, S	REF 100SG2308
Scrubber brush, main - 13" or 330,20 mm; prolene; 5 SR	Model: BR 800 C, S	REF 100SG2307
Scrubber brush, main - 13" or 330,20 mm; Tynex; dyna grit disc; 5 SR	Model: BR 800 C, S	REF 100SG2305
Scrubber brush, main - 13" or 330,20 mm; Tynex; magna grit; 5 SR	Model: BR 800 C, S	REF 100SG2304
Scrubber brush, main - 13" or 330,20 mm; Tynex; midlite grit; 5 SR	Model: BR 800 C, S	REF 100SG2311
Scrubber brush, main - 13" or 330,20 mm; Union mix; 6 SR	Model: BR 800 C, S	REF 100SG2309
Scrubber brush, main - 14" or 355,60 mm; Tynex; aglite grit 3 lug; 6 SR	Model: BR 800 C, S	REF 100SG2333
Scrubber brush, main - 14" or 355,60 mm; prolene 3 lug; 6 SR	Model: BR 800 C, S	REF 100SG2334
Scrubber brush, main - 14" or 355,60 mm; prolite; 6 SR	Model: BR 800 C, S	REF 100SG2335
Scrubber brush, main - 14" or 355,60 mm; Tynex; dyna grit 3 lug; 6 SR	Model: BR 800 C, S	REF 100SG2332
Scrubber brush, main - 14" or 355,60 mm; Tynex; magna grit 3 lug; 6 SR	Model: BR 800 C, S	REF 100SG2331
Scrubber brush, main - 14" or 355,60 mm; Tynex; midlite grit 3 lug; 6 SR	Model: BR 800 C, S	REF 100SG2338
Scrubber brush, main - 14" or 355,60 mm; Tynex; midlite grit; 6 SR	Model: BR 800 C, S	REF 100SG2337
Scrubber brush, main - 14" or 355,60 mm; Union mix 3 lug; 5 SR	Model: BR 800 C, S	REF 100SG2336
Scrubber brush, main – 16" or 406,40 mm; grit; 7 SR	Model: BR 800 C, S	REF 100SG2342
Scrubber brush, main - 16" or 406,40 mm; prolene; 7 SR	Model: BR 800 C, S	REF 100SG2343
Scrubber brush, main - 16" or 406,40 mm; prolite; 7 SR	Model: BR 800 C, S	REF 100SG2344
Scrubber brush, main - 16" or 406,40 mm; Tynex; dyna grit; 7 SR	Model: BR 800 C, S	REF 100SG2341
Scrubber brush, main - 16" or 406,40 mm; Tynex; magna grit; 8 SR	Model: BR 800 C, S	REF 100SG2340
Scrubber brush, main - 16" or 406,40 mm; Tynex; mid grit 240; 8 SR	Model: BR 800 C, S	REF 100SG2346
Scrubber brush, main - 16" or 406,40 mm; Tynex; midlite grit 180; 7 SR	Model: BR 800 C, S	REF 100SG2347
Scrubber brush, main - 16" or 406,40 mm; Union mix	Model: BR 800 C, S	REF 100SG2345
Scrubber brush, main - 24" or 609,60 mm; 46 grit; cylindrical; orange	Model: BR 800 C, S	REF 100SG2242

used for: **NILFISK** series: **BR 800**

used for: **NILFISK** series: **BR 800**

Scrubber brush, main - 24" or 609,60 mm; hard nylon; cylindrical	Model: BR 800 C, S	REF 100SG2238
Scrubber brush, main - 24" or 609,60 mm; polypropylene; 12 SR; cylindrical	Model: BR 800 C, S	REF 100SG2239
Scrubber brush, main - 24" or 609,60 mm; soft nylon; cylindrical	Model: BR 800 C, S	REF 100SG2237
Scrubber brush, main - 24" or 609,60 mm; Tynex; 180 grit; 14 SR; cylindrical; blue	Model: BR 800 C, S	REF 100SG2240
Scrubber brush, main - 24" or 609,60 mm; Tynex; 80 grit; 12 SR; cylindrical; black	Model: BR 800 C, S	REF 100SG2241
Scrubber brush, main - 26" or 660,40 mm; 180 grit; cylindrical; blue	Model: BR 800 C, S	REF 100SG2234
Scrubber brush, main - 26" or 660,40 mm; 46 grit; cylindrical; orange	Model: BR 800 C, S	REF 100SG2236
Scrubber brush, main - 26" or 660,40 mm; 80 grit; cylindrical; black	Model: BR 800 C, S	REF 100SG2235
Scrubber brush, main - 26" or 660,40 mm; hard nylon; cylindrical	Model: BR 800 C, S	REF 100SG2232
Scrubber brush, main - 26" or 660,40 mm; polypropylene; cylindrical	Model: BR 800 C, S	REF 100SG2233
Scrubber brush, main - 26" or 660,40 mm; soft nylon; cylindrical	Model: BR 800 C, S	REF 100SG2231
Scrubber brush, main - 28" or 711,20 mm; hard nylon; 12 SR; cylindrical	Model: BR 800 C, S	REF 100SG2284
Scrubber brush, main - 28" or 711,20 mm; nylon; 46 grit; MR; cylindrical; orange/brown	Model: BR 800 C, S	REF 100SG2287
Scrubber brush, main - 28" or 711,20 mm; polypropylene; 12 SR; cylindrical; red	Model: BR 800 C, S	REF 100SG2282
Scrubber brush, main - 28" or 711,20 mm; soft nylon; 12 SR; cylindrical; yellow	Model: BR 800 C, S	REF 100SG2283
Scrubber brush, main - 28" or 711,20 mm; Tynex; 180 grit; 12 SR; cylindrical; blue/grey	Model: BR 800 C, S	REF 100SG2285
Scrubber brush, main - 28" or 711,20 mm; Tynex; 80 grit; 16 SR; cylindrical; black	Model: BR 800 C, S	REF 100SG2286
Scrubber brush, main - 31" or 787,40 mm; abrasive 0.75; midlite grit; 16 SR; cylindrical	Model: BR 800 C, S	REF 100SG2259
Scrubber brush, main - 31" or 787,40 mm; abrasive 1.2; dyna grit; 12 SR; cylindrical	Model: BR 800 C, S	REF 100SG2260
Scrubber brush, main - 31" or 787,40 mm; hard nylon; 12 SR; cylindrical	Model: BR 800 C, S	REF 100SG2257
Scrubber brush, main - 31" or 787,40 mm; magna grit; 16 SR; cylindrical	Model: BR 800 C, S	REF 100SG2261
Scrubber brush, main - 31" or 787,40 mm; polypropylene; 12 SR; cylindrical	Model: BR 800 C, S	REF 100SG2258
Scrubber brush, main - 31" or 787,40 mm; soft nylon; 12 SR; cylindrical	Model: BR 800 C, S	REF 100SG2256



VACUUM MOTOR

Motor, vacuum - 36 VDC	Model: BR 800 C, S	REF 101SG3548
------------------------	---------------------------	-------------------------------

used for: **NILFISK** series: **BR 850**



HOSE

Hose, drain	Model: BR 850	REF 100SG2250
Hose, vacuum	Model: BR 850	REF 100SG2245



SQUEEGEE

Blade, squeegee rear - neoprene	Model: BR 850	REF 100SG2264
Blade, squeegee rear - standard	Model: BR 850	REF 100SG2263
Blade, squeegee side - LH; insert; synthetic	Model: BR 850	REF 100SG2280
Blade, squeegee side - RH; insert	Model: BR 850	REF 100SG2281



SWEEPER/BRUSH

Pad assembly - 17" or 431,80 mm; 3 lug	Model: BR 850	REF 100SG2312
Scrubber brush, main - 17" or 431,80 mm; Tynex; mid grit 240; 8 SR; medium-duty	Model: BR 850	REF 100SG2319
Scrubber brush, main - 17" or 431,80 mm; Tynex; midlite grit 180; 7 SR; medium-duty	Model: BR 850	REF 100SG2320
Scrubber brush, main - 31" or 787,40 mm; abrasive 0.75; midlite grit; 16 SR; cylindrical	Model: BR 850	REF 100SG2259
Scrubber brush, main - 31" or 787,40 mm; abrasive 1.2; dyna grit; 12 SR; cylindrical	Model: BR 850	REF 100SG2260
Scrubber brush, main - 31" or 787,40 mm; hard nylon; 12 SR; cylindrical	Model: BR 850	REF 100SG2257
Scrubber brush, main - 31" or 787,40 mm; magna grit; 16 SR; cylindrical	Model: BR 850	REF 100SG2261
Scrubber brush, main - 31" or 787,40 mm; polypropylene; 12 SR; cylindrical	Model: BR 850	REF 100SG2258
Scrubber brush, main - 31" or 787,40 mm; soft nylon; 12 SR; cylindrical	Model: BR 850	REF 100SG2256
Scrubber brush, main - 38" or 965,20 mm; 180 grit; cylindrical	Model: BR 850	REF 100SG2276
Scrubber brush, main - 38" or 965,20 mm; 46 grit; magna grit; cylindrical; Tynex extra coarse	Model: BR 850	REF 100SG2278
Scrubber brush, main - 38" or 965,20 mm; 80 grit; dyna grit; cylindrical; Tynex grover	Model: BR 850	REF 100SG2277
Scrubber brush, main - 38" or 965,20 mm; hard nylon; 12 SR; cylindrical	Model: BR 850	REF 100SG2275
Scrubber brush, main - 38" or 965,20 mm; polypropylene; 12 SR; cylindrical	Model: BR 850	REF 100SG2273
Scrubber brush, main - 38" or 965,20 mm; soft nylon; 12 SR; cylindrical	Model: BR 850	REF 100SG2274



VACUUM MOTOR

Motor, vacuum - 36 VDC	Model: BR 850	REF 101SG3548
------------------------	----------------------	--------------------------------------

used for: **NILFISK** series: **BR 850**

used for: **NILFISK** series: **BR 855**


FILTER

Element, solution drain filter	Model: BR 855	REF 100SG3174
--------------------------------	----------------------	--------------------------------------



HOSE

Hose, drain - recovery	Model: BR 855	REF 100SG3175
Hose, solution	Model: BR 855	REF 100SG3129



SQUEEGEE

Blade kit, squeegee - side	Model: BR 855	REF 100SG3143
Blade, squeegee front - 28" or 711,20 mm; gum	Model: BR 855	REF 100SG3176
Blade, squeegee front - 28" or 711,20 mm; polyurethane	Model: BR 855	REF 100SG3179
Blade, squeegee front - 34" or 863,60 mm; gum	Model: BR 855	REF 100SG3177
Blade, squeegee front - 34" or 863,60 mm; polyurethane	Model: BR 855	REF 100SG3180
Blade, squeegee rear - 28" or 711,20 mm; polyurethane	Model: BR 855	REF 100SG3147
Blade, squeegee rear - 28" or 711,20 mm; red gum	Model: BR 855	REF 100SG3146
Blade, squeegee rear - 34" or 863,60 mm; polyurethane	Model: BR 855	REF 100SG3149
Blade, squeegee rear - 34" or 863,60 mm; red gum	Model: BR 855	REF 100SG3148
Blade, squeegee side - gum	Model: BR 855	REF 100SG3154
Blade, squeegee side - red gum; cylindrical	Model: BR 855	REF 100SG3182
Blade, squeegee side - polyurethane	Model: BR 855	REF 100SG3156
Blade, squeegee side - polyurethane; cylindrical	Model: BR 855	REF 100SG3181
Blade, squeegee side - red gum	Model: BR 855	REF 100SG3155



SWEEPER/BRUSH

Pad assembly - 14" or 355,60 mm	Model: BR 855	REF 100SG2330
Pad assembly - 17" or 431,80 mm; 3 lug	Model: BR 855	REF 100SG2312
Scrubber brush, main - 14" or 355,60 mm; Tynex; aglite grit 3 lug; 6 SR	Model: BR 855	REF 100SG2333
Scrubber brush, main - 14" or 355,60 mm; prolene 3 lug; 6 SR	Model: BR 855	REF 100SG2334
Scrubber brush, main - 14" or 355,60 mm; prolite; 6 SR	Model: BR 855	REF 100SG2335
Scrubber brush, main - 14" or 355,60 mm; Tynex; dyna grit 3 lug; 6 SR	Model: BR 855	REF 100SG2332
Scrubber brush, main - 14" or 355,60 mm; Tynex; magna grit 3 lug; 6 SR	Model: BR 855	REF 100SG2331
Scrubber brush, main - 14" or 355,60 mm; Tynex; midlite grit 3 lug; 6 SR	Model: BR 855	REF 100SG2338
Scrubber brush, main - 14" or 355,60 mm; Tynex; midlite grit; 6 SR	Model: BR 855	REF 100SG2337
Scrubber brush, main - 14" or 355,60 mm; Union mix 3 lug; 5 SR	Model: BR 855	REF 100SG2336
Scrubber brush, main - 17" or 431,80 mm polypropylene; 8 SR; prolite; light-duty	Model: BR 855	REF 100SG2317
Scrubber brush, main - 17" or 431,80 mm; prolene; 7 SR; medium; heavy-duty	Model: BR 855	REF 100SG2316
Scrubber brush, main - 17" or 431,80 mm; 7 SR; grit 500; soft	Model: BR 855	REF 100SG2315
Scrubber brush, main - 17" or 431,80 mm; Tynex; dyna grit 3 lug; 7 SR; heavy-duty	Model: BR 855	REF 100SG2314
Scrubber brush, main - 17" or 431,80 mm; Tynex; magna grit 3 lug; 8 SR; extreme heavy-duty	Model: BR 855	REF 100SG2313
Scrubber brush, main - 17" or 431,80 mm; Tynex; midlite grit 180; 7 SR; medium-duty	Model: BR 855	REF 100SG2320
Scrubber brush, main - 17" or 431,80 mm; Tynex; mid grit 240; 8 SR; medium-duty	Model: BR 855	REF 100SG2319
Scrubber brush, main - 17" or 431,80 mm; Union mix 3 lug	Model: BR 855	REF 100SG2318
Scrubber brush, main - 28" or 711,20 mm; hard nylon; 12 SR; cylindrical	Model: BR 855	REF 100SG2284
Scrubber brush, main - 28" or 711,20 mm; nylon; 46 grit; MR; cylindrical; orange/brown	Model: BR 855	REF 100SG2287
Scrubber brush, main - 28" or 711,20 mm; polypropylene; 12 SR; cylindrical; red	Model: BR 855	REF 100SG2282
Scrubber brush, main - 28" or 711,20 mm; soft nylon; 12 SR; cylindrical; yellow	Model: BR 855	REF 100SG2283
Scrubber brush, main - 28" or 711,20 mm; Tynex; 180 grit; 12 SR; cylindrical; blue/grey	Model: BR 855	REF 100SG2285
Scrubber brush, main - 28" or 711,20 mm; Tynex; 80 grit; 16 SR; cylindrical; black	Model: BR 855	REF 100SG2286



VACUUM MOTOR

Motor, vacuum - 24 VDC; 3 stage; with suppression

Model: BR 855

REF [100SG3178](#)

used for: **NILFISK** series: **BR 855**

used for: **NILFISK** series: **CA 340**

used for: **NILFISK** series: **CA 340**



FILTER

Filter element, dust filter - pre-filter	Model: CA 340, 340 ET	REF 101SG3551
--	------------------------------	--------------------------------------



HOSE

Hose, vacuum	Model: CA 340	REF 100SG2192
--------------	----------------------	--------------------------------------



SQUEEGEE

Blade, squeegee front - inner	Model: CA 340, 340 ET	REF 100SG2196
Blade, squeegee front - outer	Model: CA 340, 340 ET	REF 100SG2195



SWEEPER/BRUSH

Scrubber brush, main - 13" or 330,20 mm; polypropylene; 12 SR; standard; cylindrical	Model: CA 340, 340 ET	REF 101SG3552
Scrubber brush, main - 13" or 330,20 mm; Tynex; 24 SR	Model: CA 340, 340 ET	REF 101SG3553



VACUUM MOTOR

Motor, vacuum - 120 VAC; 1200 W	Model: CA 340	REF 100SG2194
Motor, vacuum - 230 VAC; 900 W	Model: CA 340 ET	REF 100SG2193

used for: **NILFISK** series: **CR 1000 B**



FILTER

Filter element, dust filter - panel type	Model: CR 1000 B, B XL	REF 101SG3555
Filter element, solution intake filter	Model: CR 1000 B, B XL	REF 101SG3556



HOSE

Hose, drain	Model: CR 1000 B, B XL	REF 101SG3554
Hose, vacuum	Model: CR 1000 B, B XL	REF 100SG2182



SQUEEGEE

Blade kit, squeegee - rear	Model: CR 1000 B, B XL	REF 100SG2184
Blade kit, squeegee - side	Model: CR 1000 B, B XL	REF 100SG3917



SWEEPER/BRUSH


Sweeper brush, curb - 8" or 203,20 mm; polypropylene; 2 SR	Model: CR 1000 B, B XL	REF 100SG2177
Sweeper brush, main - 36" or 914,40 mm; nylon; 6 DR	Model: CR 1000 B, B XL	REF 100SG2179
Sweeper brush, main - 36" or 914,40 mm; polypropylene; 6 DR	Model: CR 1000 B, B XL	REF 100SG2180
Sweeper brush, main - 36" or 914,40 mm; polypropylene-iron wire; 6 DR	Model: CR 1000 B, B XL	REF 100SG2181
Sweeper brush, main - natural fiber-iron wire	Model: CR 1000 B, B XL	REF 100SG2178



VACUUM MOTOR

Motor, vacuum - 36 VDC; 680 W	Model: CR 1000 B, B XL	REF 100SG2183
-------------------------------	-------------------------------	--------------------------------------

used for: **NILFISK** series: **CR 1000 B**

used for: **NILFISK** series: **CR 1100 B**


FILTER

Filter element, dust filter - panel type; poly high flow	Model: CR 1100 B	REF 100SG3150
Filter element, hydraulic filter	Model: CR 1100 B	REF 100SG3139
Filter, solution inline	Model: CR 1100 B	REF 100SG3141



HOSE

Hose, drain	Model: CR 1100 B	REF 100SG3144
-------------	-------------------------	--------------------------------------



SQUEEGEE

Blade kit, squeegee - side; red gum; 2 long blades and 2 short blades	Model: CR 1100 B	REF 100SG2227
Blade, squeegee rear - red gum	Model: CR 1100 B	REF 100SG2225
Blade, squeegee side - hopper door	Model: CR 1100 B	REF 100SG2226
Blade, squeegee side - hopper; neoprene	Model: CR 1100 B	REF 100SG3159



SWEEPER/BRUSH


Pad assembly - 15" or 381,00 mm	Model: CR 1100 B	REF 100SG2348
Pad assembly - 17" or 431,80 mm; 3 lug	Model: CR 1100 B	REF 100SG2312
Scrubber brush, main - 14" or 355,60 mm; Aglite grit 500	Model: CR 1100 B	REF 100SG2351
Scrubber brush, main - 14" or 355,60 mm; dyna grit; 7 SR	Model: CR 1100 B	REF 100SG2350
Scrubber brush, main - 14" or 355,60 mm; magna grit; 6 SR	Model: CR 1100 B	REF 100SG2349
Scrubber brush, main - 14" or 355,60 mm; prolene; 6 SR	Model: CR 1100 B	REF 100SG2352
Scrubber brush, main - 14" or 355,60 mm; prolite; 7 SR	Model: CR 1100 B	REF 100SG2353
Scrubber brush, main - 15" or 381,00 mm; midlite grit	Model: CR 1100 B	REF 100SG2355
Scrubber brush, main - 15" or 381,00 mm; Tynex; midlite grit	Model: CR 1100 B	REF 100SG2356
Scrubber brush, main - 15" or 381,00 mm; Union mix	Model: CR 1100 B	REF 100SG2354
Scrubber brush, main - 17" or 431,80 mm polypropylene; 8 SR; prolite; light-duty	Model: CR 1100 B	REF 100SG2317
Scrubber brush, main - 17" or 431,80 mm; 7 SR; grit 500; soft	Model: CR 1100 B	REF 100SG2315
Scrubber brush, main - 17" or 431,80 mm; prolene; 7 SR; medium; heavy-duty	Model: CR 1100 B	REF 100SG2316
Scrubber brush, main - 17" or 431,80 mm; Tynex; dyna grit 3 lug; 7 SR; heavy-duty	Model: CR 1100 B	REF 100SG2314
Scrubber brush, main - 17" or 431,80 mm; Tynex; magna grit 3 lug; 8 SR; extreme heavy-duty	Model: CR 1100 B	REF 100SG2313
Scrubber brush, main - 17" or 431,80 mm; Tynex; mid grit 240; 8 SR; medium-duty	Model: CR 1100 B	REF 100SG2319
Scrubber brush, main - 17" or 431,80 mm; Tynex; midlite grit 180; 7 SR; medium-duty	Model: CR 1100 B	REF 100SG2320
Scrubber brush, main - 17" or 431,80 mm; Union mix 3 lug	Model: CR 1100 B	REF 100SG2318
Sweeper brush, curb - 10" or 254,00 mm; polypropylene; 2 SR; standard	Model: CR 1100 B	REF 100SG2290
Sweeper brush, main - 40" or 1016,00 mm; nylon; 8 DR	Model: CR 1100 B	REF 100SG2359
Sweeper brush, main - 40" or 1016,00 mm; polypropylene-iron wire; 8 DR	Model: CR 1100 B	REF 100SG2362
Sweeper brush, main - 40" or 1016,00 mm; polypropylene-iron wire 0,85; 8 DR	Model: CR 1100 B	REF 100SG2361
Sweeper brush, main - 40" or 1016,00 mm; polypropylene-iron wire 0,9; 8 DR	Model: CR 1100 B	REF 100SG2357
Sweeper brush, main - 40" or 1016,00 mm; proex; 12 DR	Model: CR 1100 B	REF 100SG2358
Sweeper brush, main - 40" or 1016,00 mm; proex; 8 DR	Model: CR 1100 B	REF 100SG2360



VACUUM MOTOR

Motor, vacuum - 36 VDC; 550 W	Model: CR 1100 B	REF 100SG2272
-------------------------------	-------------------------	--------------------------------------

used for: NILFISK series: CR 1200 B



FILTER

Filter element, dust filter - panel type; poly high flow	Model: CR 1200 B	REF 100SG3150
Filter element, hydraulic filter	Model: CR 1200 B	REF 100SG3139
Filter, solution inline	Model: CR 1200 B	REF 100SG3141



HOSE

Hose, drain	Model: CR 1200 B	REF 100SG3144
Hose, vacuum	Model: CR 1200 B	REF 101SG3557



SQUEEGEE

Blade kit, squeegee - side; red gum; 2 long blades and 2 short blades	Model: CR 1200 B	REF 100SG2227
Blade, squeegee rear - red gum	Model: CR 1200 B	REF 100SG2225
Blade, squeegee side - hopper door	Model: CR 1200 B	REF 100SG2226
Blade, squeegee side - hopper; neoprene	Model: CR 1200 B	REF 100SG3159



SWEEPER/BRUSH

Pad assembly - 15" or 381,00 mm	Model: CR 1200 B	REF 100SG2348
Pad assembly - 17" or 431,80 mm; 3 lug	Model: CR 1200 B	REF 100SG2312
Scrubber brush, main - 14" or 355,60 mm; Aglite grit 500	Model: CR 1200 B	REF 100SG2351
Scrubber brush, main - 14" or 355,60 mm; dyna grit; 7 SR	Model: CR 1200 B	REF 100SG2350
Scrubber brush, main - 14" or 355,60 mm; magna grit; 6 SR	Model: CR 1200 B	REF 100SG2349
Scrubber brush, main - 14" or 355,60 mm; prolene; 6 SR	Model: CR 1200 B	REF 100SG2352
Scrubber brush, main - 14" or 355,60 mm; prolite; 7 SR	Model: CR 1200 B	REF 100SG2353
Scrubber brush, main - 15" or 381,00 mm; midlite grit	Model: CR 1200 B	REF 100SG2355
Scrubber brush, main - 15" or 381,00 mm; Tynex; midlite grit	Model: CR 1200 B	REF 100SG2356
Scrubber brush, main - 15" or 381,00 mm; Union mix	Model: CR 1200 B	REF 100SG2354
Scrubber brush, main - 17" or 431,80 mm polypropylene; 8 SR; prolite; light-duty	Model: CR 1200 B	REF 100SG2317
Scrubber brush, main - 17" or 431,80 mm; 7 SR; grit 500; soft	Model: CR 1200 B	REF 100SG2315
Scrubber brush, main - 17" or 431,80 mm; prolene; 7 SR; medium; heavy-duty	Model: CR 1200 B	REF 100SG2316
Scrubber brush, main - 17" or 431,80 mm; Tynex; dyna grit 3 lug; 7 SR; heavy-duty	Model: CR 1200 B	REF 100SG2314
Scrubber brush, main - 17" or 431,80 mm; Tynex; magna grit 3 lug; 8 SR; extreme heavy-duty	Model: CR 1200 B	REF 100SG2313
Scrubber brush, main - 17" or 431,80 mm; Tynex; mid grit 240; 8 SR; medium-duty	Model: CR 1200 B	REF 100SG2319
Scrubber brush, main - 17" or 431,80 mm; Tynex; midlite grit 180; 7 SR; medium-duty	Model: CR 1200 B	REF 100SG2320
Scrubber brush, main - 17" or 431,80 mm; Union mix 3 lug	Model: CR 1200 B	REF 100SG2318
Sweeper brush, curb - 10" or 254,00 mm; polypropylene; 2 SR; standard	Model: CR 1200 B	REF 100SG2290
Sweeper brush, main - 40" or 1016,00 mm; nylon; 8 DR	Model: CR 1200 B	REF 100SG2359
Sweeper brush, main - 40" or 1016,00 mm; polypropylene-iron wire 0,85; 8 DR	Model: CR 1200 B	REF 100SG2361
Sweeper brush, main - 40" or 1016,00 mm; polypropylene-iron wire 0,9; 8 DR	Model: CR 1200 B	REF 100SG2357
Sweeper brush, main - 40" or 1016,00 mm; polypropylene-iron wire; 8 DR	Model: CR 1200 B	REF 100SG2362
Sweeper brush, main - 40" or 1016,00 mm; proex; 12 DR	Model: CR 1200 B	REF 100SG2358
Sweeper brush, main - 40" or 1016,00 mm; proex; 8 DR	Model: CR 1200 B	REF 100SG2360



VACUUM MOTOR

Motor, vacuum - 36 VDC; 550 W	Model: CR 1200 B	REF 100SG2272
-------------------------------	-------------------------	--------------------------------------

used for: **NILFISK** series: **CS 7000**



FILTER

Filter assembly, LPG	Model: CS 7000	REF 100SG2291
Filter element, dust filter - synthetic	Model: CS 7000	REF 100SG3162
Filter element, engine oil filter	Model: CS 7000	REF 100SG1705
Filter element, fuel filter - kit; fuel type: diesel	Model: CS 7000	REF 100SG2288
Filter element, inner air filter	Model: CS 7000	REF 100SG2291
Filter element, outer air filter	Model: CS 7000	REF 100SG2292
Filter, solution inline	Model: CS 7000	REF 100SG3153
Filter, solution inline - from sn 1000047872	Model: CS 7000	REF 100SG3166



HOSE

Hose, drain	Model: CS 7000	REF 100SG3145
Hose, squeegee	Model: CS 7000	REF 100SG3160



SQUEEGEE

Blade kit, squeegee - red; gum	Model: CS 7000	REF 100SG2402
Blade, squeegee side - gum; deck	Model: CS 7000	REF 100SG3164
Blade, squeegee side - lh; arm kit	Model: CS 7000	REF 100SG3168
Blade, squeegee side - polyurethane; deck	Model: CS 7000	REF 100SG3165
Blade, squeegee side - red gum; deck	Model: CS 7000	REF 100SG3163



SWEEPER/BRUSH

Pad assembly - 17" or 431,80 mm; 3 lug	Model: CS 7000	REF 100SG2312
Scrubber brush, main - 17" or 431,80 mm polypropylene; 8 SR; prolite; light-duty	Model: CS 7000	REF 100SG2317
Scrubber brush, main - 17" or 431,80 mm; prolene; 7 SR; medium; heavy-duty	Model: CS 7000	REF 100SG2316
Scrubber brush, main - 17" or 431,80 mm; 7 SR; grit 500; soft	Model: CS 7000	REF 100SG2315
Scrubber brush, main - 17" or 431,80 mm; Tynex; dyna grit 3 lug; 7 SR; heavy-duty	Model: CS 7000	REF 100SG2314
Scrubber brush, main - 17" or 431,80 mm; Tynex; magna grit 3 lug; 8 SR; extreme heavy-duty	Model: CS 7000	REF 100SG2313
Scrubber brush, main - 17" or 431,80 mm; Tynex; mid grit 240; 8 SR; medium-duty	Model: CS 7000	REF 100SG2319
Scrubber brush, main - 17" or 431,80 mm; Tynex; midlite grit 180; 7 SR; medium-duty	Model: CS 7000	REF 100SG2320
Scrubber brush, main - 17" or 431,80 mm; Union mix 3 lug	Model: CS 7000	REF 100SG2318
Scrubber brush, main - 35" or 889,00 mm; nylon; 6 DR; spiral	Model: CS 7000	REF 100SG1574
Scrubber brush, main - 35" or 889,00 mm; polypropylene-iron wire; 6 DR; spiral	Model: CS 7000	REF 100SG1576
Scrubber brush, main - 35" or 889,00 mm; polypropylene-nylon; 6 DR; cylindrical	Model: CS 7000	REF 100SG3916
Scrubber brush, main - 35" or 889,00 mm; Union mix; 6 DR; spiral	Model: CS 7000	REF 100SG1577
Sweeper brush, curb - 10" or 254,00 mm; polypropylene; 3 SR	Model: CS 7000	REF 100SG3167



VACUUM MOTOR

Motor, vacuum - 36 VDC	Model: CS 7000	REF 100SG3161
------------------------	-----------------------	-------------------------------

used for: **NILFISK** series: **SR 1301 B**



FILTER

Filter element, dust filter - panel type; paper	Model: SR 1301 B	REF 101SG2392
---	-------------------------	--------------------------------------



SWEEPER/BRUSH

Sweeper brush, curb - 11" or 279,40 mm; nylon-natural fiber; 3 SR	Model: SR 1301 B	REF 100SG2204
Sweeper brush, curb - 11" or 279,40 mm; polypropylene; 3 SR	Model: SR 1301 B	REF 100SG2205
Sweeper brush, curb - 11" or 279,40 mm; polypropylene-iron wire; 3 SR	Model: SR 1301 B	REF 100SG2206
Sweeper brush, main - 32" or 812,80 mm; natural fiber; 6 DR	Model: SR 1301 B	REF 100SG2207
Sweeper brush, main - 32" or 812,80 mm; polypropylene; 6 DR	Model: SR 1301 B	REF 100SG2208
Sweeper brush, main - 32" or 812,80 mm; polypropylene-iron wire; 6 DR	Model: SR 1301 B	REF 100SG2209

used for: **NILFISK** series: **SR 1301 B**

used for: **NILFISK** series: **SR 1550**



FILTER

Filter element, dust filter - complete; oil/water resistant	Model: SR 1550 CB, CD, CP	REF 100SG2222
Filter element, dust filter - complete; pocket type	Model: SR 1550 CB, CD, CP	REF 100SG2210



SWEEPER/BRUSH

Sweeper brush, curb - 10" or 254,00 mm; iron wire; 2 SR	Model: SR 1550 CB, CD, CP	REF 100SG2221
Sweeper brush, curb - 10" or 254,00 mm; nylon-iron wire; 2 SR	Model: SR 1550 CB, CD, CP	REF 100SG2219
Sweeper brush, curb - 10" or 254,00 mm; polypropylene; 2 SR	Model: SR 1550 CB, CD, CP	REF 100SG2217
Sweeper brush, curb - 10" or 254,00 mm; polypropylene-iron wire; 2 SR	Model: SR 1550 CB, CD, CP	REF 100SG2220
Sweeper brush, curb - 11" or 279,40 mm; nylon; 3 SR	Model: SR 1550 CB, CD, CP	REF 100SG2218
Sweeper brush, main - 35" or 889,00 mm; natural-polypropylene; 6 DR	Model: SR 1550 CB, CD	REF 100SG2224
Sweeper brush, main - 35" or 889,00 mm; polypropylene 1.2 - iron wire	Model: SR 1550 CB, CD	REF 100SG2216
Sweeper brush, main - 35" or 889,00 mm; polypropylene 1.2; 6 DR	Model: SR 1550 CB, CD	REF 100SG2223
Sweeper brush, main - 35" or 889,00 mm; polypropylene; 6 DR; cylindrical	Model: SR 1500 CB, CD	REF 100SG2214
Sweeper brush, main - 35" or 889,00 mm; polypropylene-iron wire	Model: SR 1550 CB, CD	REF 100SG2215

used for: **NILFISK** series: **SR 1601 B**



FILTER

Filter element, dust filter - panel type; poly high flow	Model: SR 1601 B	REF 100SG3151
Filter element, dust filter - panel type; ultra-web cellulose	Model: SR 1601 B	REF 100SG3027



SWEEPER/BRUSH

Sweeper brush, curb - 10" or 254,00 mm; nylon; 2 SR	Model: SR 1601 B	REF 100SG1580
Sweeper brush, curb - 10" or 254,00 mm; polypropylene; 2 SR	Model: SR 1601 B	REF 100SG1572
Sweeper brush, curb - 10" or 254,00 mm; polypropylene-iron wire; 2 SR	Model: SR 1601 B	REF 100SG1579
Sweeper brush, curb - 12" or 304,80 mm; polypropylene; 3 SR	Model: SR 1601 B	REF 100SG3136
Sweeper brush, main - 35" or 889,00 mm; nylon; 6 DR	Model: SR 1601 B	REF 100SG3132
Sweeper brush, main - 35" or 889,00 mm; polypropylene; 6 DR	Model: SR 1601 B	REF 100SG3133
Sweeper brush, main - 35" or 889,00 mm; polypropylene-iron wire; 6 DR	Model: SR 1601 B	REF 100SG3134
Sweeper brush, main - 35" or 889,00 mm; Union mix; 6 DR	Model: SR 1601 B	REF 100SG3135

used for: **NILFISK** series: **SR 1601 B**

used for: **NILFISK** series: **SW 700S**

used for: **NILFISK** series: **SW 700S**



FILTER

Filter element, dust filter - paper	Model: SW 700S B, P	REF 101SG3558
-------------------------------------	----------------------------	--------------------------------------



SWEEPER/BRUSH

Sweeper brush, curb - 7" or 177,80 mm; natural fiber; 3 SR	Model: SW 700S B, P	REF 100SG2197
Sweeper brush, curb - 7" or 177,80 mm; nylon; 3 SR	Model: SW 700S P	REF 100SG2198
Sweeper brush, curb - 7" or 177,80 mm; polypropylene; 3 SR	Model: SW 700S B, P	REF 100SG2199
Sweeper brush, curb - 7" or 177,80 mm; polypropylene-iron wire; 3 SR	Model: SW 700S B, P	REF 100SG2200
Sweeper brush, main - 20" or 508,00 mm; iron wire; 6 DR	Model: SW 700S B, P	REF 100SG2203
Sweeper brush, main - 20" or 508,00 mm; polypropylene 0,7; 6 DR	Model: SW 700S B	REF 100SG2201
Sweeper brush, main - 20" or 508,00 mm; polypropylene 0,8; 6 DR	Model: SW 700S B, P	REF 100SG2202



USED FOR
POWERBOSS

used for: **POWERBOSS** series: **SW 10**



FILTER

Filter element, dust filter	Model: SW 10 XV	REF 100SG2503
Filter element, dust filter - hepa; optional	Model: SW 10 XV	REF 100SG2511
Filter element, dust filter - paper; optional	Model: SW 10 X	REF 100SG2483



MOTOR

Motor, main broom - hydraulic; Eaton; used for: Ford 1,6 L/GM 1,6 L/Kubota V-1505/Kubota V-1902/Perkins 104.19/Perkins 4.108/Toyota 4P	Model: SW 10 X, XV	REF 100SG2502
Motor, main broom - hydraulic; Eaton/Char Lynn; used for: Ford 1,6 L/Kubota V-1505/Kubota V-1902/Perkins 104.19/Perkins 4.108/Toyota 4P	Model: SW 10 X	REF 100SG2462



SWEEPER/BRUSH

Sweeper brush, curb - 13" or 330,20 mm; nylon; 3 SR; inner Ø: 140,00 mm	Model: SW 10 X	REF 100SG2450
Sweeper brush, curb - 13" or 330,20 mm; nylon; 3 SR; inner Ø: 150,00 mm	Model: SW 10 X, XV	REF 100SG2420
Sweeper brush, curb - 13" or 330,20 mm; polypropylene 1,4; 3 SR	Model: SW 10 X, XV	REF 100SG2418
Sweeper brush, curb - 13" or 330,20 mm; polypropylene; 3 SR	Model: SW 10 X	REF 100SG2449
Sweeper brush, curb - 14" or 355,60 mm; flat wire; 3 SR	Model: SW 10 X, XV	REF 100SG2422
Sweeper brush, curb - 14" or 355,60 mm; nylon; 3 SR	Model: SW 10 X, XV	REF 100SG2421
Sweeper brush, curb - 14" or 355,60 mm; polypropylene; 3 SR	Model: SW 10 X, XV	REF 100SG2419
Sweeper brush, curb - 24" or 609,60 mm; flat wire; 3 SR	Model: SW 10 X	REF 100SG2452
Sweeper brush, main - 56" or 1422,40 mm; crimped wire; 8 DR	Model: SW 10 X, XV	REF 100SG2488
Sweeper brush, main - 56" or 1422,40 mm; HD nylon; 24 SR	Model: SW 10 X, XV	REF 100SG2489
Sweeper brush, main - 56" or 1422,40 mm; nylon; 8 DR	Model: SW 10 X, XV	REF 100SG2491
Sweeper brush, main - 56" or 1422,40 mm; patrol; 5 DR	Model: SW 10 X, XV	REF 100SG2493
Sweeper brush, main - 56" or 1422,40 mm; proex; 8 DR	Model: SW 10 X	REF 100SG2490
Sweeper brush, main - 56" or 1422,40 mm; proex-iron wire; 8 DR	Model: SW 10 X, XV	REF 100SG2506
Sweeper brush, main - 56" or 1422,40 mm; stiff nylon; 8 DR	Model: SW 10 X, XV	REF 100SG2492
Sweeper brush, main - 56" or 1422,40 mm; Union-iron wire; 24 SR	Model: SW 10 X, XV	REF 100SG2494

used for: **POWERBOSS** series: **SW 6 X**



FILTER

Filter element, dust filter - panel type	Model: SW 6 X	REF 100SG2484
--	----------------------	--------------------------------------



SWEEPER/BRUSH

Sweeper brush, curb - 13" or 330,20 mm; nylon; 3 SR	Model: SW 6 X	REF 100SG2531
Sweeper brush, curb - 13" or 330,20 mm; polypropylene; 3 SR	Model: SW 6 X	REF 100SG2539
Sweeper brush, main - 36" or 914,40 mm; crimped wire; 8 DR	Model: SW 6 X	REF 100SG2550
Sweeper brush, main - 36" or 914,40 mm; natural fiber-iron wire; 24 SR	Model: SW 6 X	REF 100SG2541
Sweeper brush, main - 36" or 914,40 mm; nylon patrol; 5 DR	Model: SW 6 X	REF 100SG2543
Sweeper brush, main - 36" or 914,40 mm; nylon; 8 DR	Model: SW 6 X	REF 100SG2542
Sweeper brush, main - 36" or 914,40 mm; polypropylene; 24 SR	Model: SW 6 X	REF 100SG2544
Sweeper brush, main - 36" or 914,40 mm; proex; 6 DR	Model: SW 6 X	REF 100SG2538
Sweeper brush, main - 36" or 914,40 mm; proex-iron wire; 8 DR	Model: SW 6 X	REF 100SG2537

used for: **POWERBOSS** series: **SW 6 X**

used for: **POWERBOSS** series: **SW 62**



FILTER

Filter element, dust filter - hepa; optional	Model: SW 62	REF 100SG2511
Filter element, dust filter - panel type	Model: SW 62, 62 E	REF 100SG2484



MOTOR

Motor, scrub brush - hydraulic; Eaton/Char Lynn; used for: Ford 1,6 L/Kubota V-1505/Kubota V-1902/Perkins 104.19/Perkins 4.108	Model: SW 62, 62 E	REF 100SG2437
Motor, main broom - hydraulic; Danfoss	Model: SW 62, 62 E	REF 100SG2499



SWEEPER/BRUSH

Sweeper brush, curb - 13" or 330,20 mm; nylon; 3 SR; inner Ø: 150,00 mm	Model: SW 62, 62 E	REF 100SG2420
Sweeper brush, curb - 13" or 330,20 mm; polypropylene 1,4; 3 SR	Model: SW 62, 62 E	REF 100SG2418
Sweeper brush, curb - 17" or 431,80 mm; nylon; 2 SR	Model: SW 62, 62 E	REF 100SG2474
Sweeper brush, curb - 17" or 431,80 mm; polypropylene; 2 SR	Model: SW 62, 62 E	REF 100SG2473
Sweeper brush, main - 36" or 914,40 mm; crimped wire; 8 DR	Model: SW 62, 62 E	REF 100SG2428
Sweeper brush, main - 36" or 914,40 mm; nylon patrol; 5 DR	Model: SW 62, 62 E	REF 100SG2425
Sweeper brush, main - 36" or 914,40 mm; nylon; 8 DR	Model: SW 62, 62 E	REF 100SG2417
Sweeper brush, main - 36" or 914,40 mm; nylon; 8 DR	Model: SW 62, 62 E	REF 100SG2424
Sweeper brush, main - 36" or 914,40 mm; proex; 8 DR	Model: SW 62, 62 E	REF 100SG2423
Sweeper brush, main - 36" or 914,40 mm; proex-iron wire; 8 DR	Model: SW 62, 62 E	REF 100SG2416
Sweeper brush, main - 36" or 914,40 mm; stiff nylon; 8 DR	Model: SW 62, 62 E	REF 100SG2487
Sweeper brush, main - 36" or 914,40 mm; Union-iron wire; 24 SR	Model: SW 62, 62 E	REF 100SG2426
Sweeper brush, main - 36" or 914,40 mm; Union-iron wire; 8 DR	Model: SW 62, 62 E	REF 100SG2427

used for: **POWERBOSS** series: **SW 65 E**



FILTER

Filter element, dust filter - panel type	Model: SW 65 E	REF 100SG2484
--	-----------------------	--------------------------------------



MOTOR

Motor, main broom - hydraulic; Danfoss	Model: SW 65 E	REF 100SG2499
Motor, scrub brush - hydraulic; Eaton/Char Lynn; used for: Ford 1,6 L/Kubota V-1505/Kubota V-1902/Perkins 104.19/Perkins 4.108	Model: SW 65 E	REF 100SG2437



SWEEPER/BRUSH

Sweeper brush, curb - 13" or 330,20 mm; nylon; 3 SR; inner Ø: 150,00 mm	Model: SW 65 E	REF 100SG2420
Sweeper brush, curb - 13" or 330,20 mm; polypropylene 1,4; 3 SR	Model: SW 65 E	REF 100SG2418
Sweeper brush, curb - 17" or 431,80 mm; nylon; 2 SR	Model: SW 65 E	REF 100SG2474
Sweeper brush, curb - 17" or 431,80 mm; polypropylene; 2 SR	Model: SW 65 E	REF 100SG2473
Sweeper brush, main - 36" or 914,40 mm; nylon patrol; 5 DR	Model: SW 65 E	REF 100SG2425
Sweeper brush, main - 36" or 914,40 mm; nylon; 24 SR	Model: SW 65 E	REF 100SG2417
Sweeper brush, main - 36" or 914,40 mm; nylon; 8 DR	Model: SW 65 E	REF 100SG2424
Sweeper brush, main - 36" or 914,40 mm; proex; 8 DR	Model: SW 65 E	REF 100SG2423
Sweeper brush, main - 36" or 914,40 mm; proex-iron wire; 8 DR	Model: SW 65 E	REF 100SG2416
Sweeper brush, main - 36" or 914,40 mm; stiff nylon; 8 DR	Model: SW 65 E	REF 100SG2487
Sweeper brush, main - 36" or 914,40 mm; Union-iron wire; 24 SR	Model: SW 65 E	REF 100SG2426
Sweeper brush, main - 36" or 914,40 mm; Union-iron wire; 8 DR	Model: SW 65 E	REF 100SG2427

used for: **POWERBOSS** series: **SW 7 X**



FILTER

Filter element, dust filter - hopper; panel type; 508 x 458 x 55 mm	Model: SW 7 X	REF 100SG2457
---	----------------------	--------------------------------------



MOTOR

Motor, main broom - hydraulic; Eaton; used for: Ford 1,6 L/GM 1,6 L/Kubota V-1505/Kubota V-1902/Perkins 104.19/Perkins 4.108/Toyota 4P	Model: SW 7 X	REF 100SG2502
--	----------------------	--------------------------------------



SWEEPER/BRUSH

Sweeper brush, curb - 13" or 330,20 mm; nylon; 3 SR; inner Ø: 150,00 mm	Model: SW 7 X	REF 100SG2420
Sweeper brush, curb - 13" or 330,20 mm; polypropylene 1,4; 3 SR	Model: SW 7 X	REF 100SG2418
Sweeper brush, curb - 14" or 355,60 mm; flat wire; 3 SR	Model: SW 7 X	REF 100SG2422
Sweeper brush, curb - 14" or 355,60 mm; nylon; 3 SR	Model: SW 7 X	REF 100SG2421
Sweeper brush, curb - 14" or 355,60 mm; polypropylene; 3 SR	Model: SW 7 X	REF 100SG2419
Sweeper brush, main - 48" or 1219,20 mm; 8 DR; crimped wire	Model: SW 7 X	REF 100SG2472
Sweeper brush, main - 48" or 1219,20 mm; nylon patrol; 5 DR	Model: SW 7 X	REF 100SG2468
Sweeper brush, main - 48" or 1219,20 mm; nylon; 24 SR	Model: SW 7 X	REF 100SG2461
Sweeper brush, main - 48" or 1219,20 mm; nylon; 8 DR	Model: SW 7 X	REF 100SG2466
Sweeper brush, main - 48" or 1219,20 mm; nylon-iron wire; 24 SR	Model: SW 7 X	REF 100SG2470
Sweeper brush, main - 48" or 1219,20 mm; proex; 8 DR	Model: SW 7 X	REF 100SG2464
Sweeper brush, main - 48" or 1219,20 mm; proex-iron wire; 8 DR	Model: SW 7 X	REF 100SG2459
Sweeper brush, main - 48" or 1219,20 mm; stiff nylon; 8 DR	Model: SW 7 X	REF 100SG2486

used for: **POWERBOSS** series: **SW 8 XV**



FILTER

Filter element, dust filter - hopper	Model: SW 8 XV	REF 100SG2414
--------------------------------------	-----------------------	--------------------------------------



MOTOR

Motor, main broom - hydraulic	Model: SW 8 XV	REF 100SG2411
-------------------------------	-----------------------	--------------------------------------



SWEEPER/BRUSH

Sweeper brush, main	Model: SW 8 XV	REF 100SG2413
---------------------	-----------------------	--------------------------------------

used for: **POWERBOSS** series: **SW 8 XV**

used for: **POWERBOSS** series: **SW 9**


FILTER

Filter element, dust filter - hepa; optional	Model: SW 9 X	REF 100SG2511
Filter element, dust filter - paper; optional	Model: SW 9 X	REF 100SG2483
Filter element, dust filter - polyester	Model: SW 9 X	REF 100SG2516
Filter element, dust filter - synthetic	Model: SW 9 X	REF 100SG2517



MOTOR


Motor, main broom - hydraulic; Eaton; used for: Ford 1,6 L/GM 1,6 L/Kubota V-1505/Kubota V-1902/Perkins 104.19/Perkins 4.108/Toyota 4P	Model: SW 9 X	REF 100SG2502
--	----------------------	--------------------------------------



SWEEPER/BRUSH

Sweeper brush, curb - 13" or 330,20 mm; nylon; 3 SR	Model: SW 9 XV	REF 100SG2531
Sweeper brush, curb - 13" or 330,20 mm; polypropylene 1,4; 3 SR	Model: SW 9 X	REF 100SG2418
Sweeper brush, curb - 13" or 330,20 mm; polypropylene; 3 SR	Model: SW 9 XV	REF 100SG2539
Sweeper brush, curb - 14" or 355,60 mm; flat wire; 3 SR	Model: SW 9 X	REF 100SG2422
Sweeper brush, curb - 14" or 355,60 mm; flat wire; 3 SR	Model: SW 9 XV	REF 100SG2540
Sweeper brush, curb - 14" or 355,60 mm; nylon; 3 SR	Model: SW 9 X	REF 100SG2421
Sweeper brush, curb - 14" or 355,60 mm; nylon; 3 SR	Model: SW 9 XV	REF 100SG2536
Sweeper brush, curb - 14" or 355,60 mm; polypropylene; 3 SR	Model: SW 9 X	REF 100SG2419
Sweeper brush, curb - 14" or 355,60 mm; polypropylene; 3 SR	Model: SW 9 XV	REF 100SG2532
Sweeper brush, main - 48" or 1219,20 mm; 8 DR; crimped wire	Model: SW 9 X	REF 100SG2472
Sweeper brush, main - 48" or 1219,20 mm; 8 DR; crimped wire	Model: SW 9 XV	REF 100SG2548
Sweeper brush, main - 48" or 1219,20 mm; nylon patrol; 5 DR	Model: SW 9 X	REF 100SG2468
Sweeper brush, main - 48" or 1219,20 mm; nylon patrol; 5 DR	Model: SW 9 XV	REF 100SG2549
Sweeper brush, main - 48" or 1219,20 mm; nylon; 24 SR	Model: SW 9 X	REF 100SG2461
Sweeper brush, main - 48" or 1219,20 mm; nylon; 24 SR	Model: SW 9 XV	REF 100SG2546
Sweeper brush, main - 48" or 1219,20 mm; nylon; 8 DR	Model: SW 9 X	REF 100SG2466
Sweeper brush, main - 48" or 1219,20 mm; nylon; 8 DR	Model: SW 9 XV	REF 100SG2533
Sweeper brush, main - 48" or 1219,20 mm; nylon-iron wire; 24 SR	Model: SW 9 X	REF 100SG2470
Sweeper brush, main - 48" or 1219,20 mm; proex; 8 DR	Model: SW 9 X	REF 100SG2464
Sweeper brush, main - 48" or 1219,20 mm; proex; 8 DR	Model: SW 9 XV	REF 100SG2535
Sweeper brush, main - 48" or 1219,20 mm; proex-iron wire; 8 DR	Model: SW 9 X	REF 100SG2459
Sweeper brush, main - 48" or 1219,20 mm; proex-iron wire; 8 DR	Model: SW 9 XV	REF 100SG2534
Sweeper brush, main - 48" or 1219,20 mm; stiff nylon; 8 DR	Model: SW 9 X	REF 100SG2486
Sweeper brush, main - 48" or 1219,20 mm; stiff nylon; 8 DR	Model: SW 9 XV	REF 100SG2547
Sweeper brush, main - 48" or 1219,20 mm; Union or wire; 24 SR	Model: SW 9 XV	REF 100SG2545

used for: **POWERBOSS** series: **TSS 80**



FILTER

Filter element, dust filter - hepa; optional	Model: TSS 80	REF 100SG2511
Filter element, dust filter - hopper; panel type; 508 x 382 x 55 mm	Model: TSS 80	REF 100SG2456
Filter element, dust filter - hopper; panel type; 508 x 458 x 55 mm	Model: TSS 80	REF 100SG2457



HOSE

Hose, vacuum - squeegee; 2 1/2" frame tube; used for: Ford 1,6 L/Kubota V-1505/Kubota V-1902/Perkins 104.19/Perkins 4.108/Toyota 4P	Model: TSS 80	REF 100SG2432
Hose, vacuum - squeegee; 3" frame tube	Model: TSS 80	REF 100SG2509



MOTOR

Motor, main broom - hydraulic; Eaton; used for: Ford 1,6 L/GM 1,6 L/Kubota V-1505/Kubota V-1902/Perkins 104.19/Perkins 4.108/Toyota 4P	Model: TSS 80	REF 100SG2502
Motor, main broom - hydraulic; Eaton/Char Lynn; used for: Ford 1,6 L/Kubota V-1505/Kubota V-1902/Perkins 104.19/Perkins 4.108/Toyota 4P	Model: TSS 80	REF 100SG2462
Motor, main broom - hydraulic; Sauer Danfoss; used for: Ford 1,6 L/Kubota V-1505/Kubota V-1902/Perkins 104.19/Perkins 4.108/Toyota 4P	Model: TSS 80	REF 100SG2498
Motor, scrub brush - hydraulic; Danfoss; midsize/full size	Model: TSS 80	REF 100SG2500
Motor, scrub brush - hydraulic; Eaton; used for: Ford 1,6 L/Kubota V-1505/V-1902/Perkins 104.19/4.108	Model: TSS 80	REF 100SG2438

SQUEEGEE

Blade, squeegee front	Model: TSS 80	REF 100SG2439
Blade, squeegee inner	Model: TSS 80	REF 100SG2495
Blade, squeegee rear - inner	Model: TSS 80	REF 100SG2440
Blade, squeegee rear - outer	Model: TSS 80	REF 100SG2441
Blade, squeegee side - inner	Model: TSS 80	REF 100SG2429
Blade, squeegee side - outer; rubber	Model: TSS 80	REF 100SG2442




SWEEPER/BRUSH

Sweeper brush, curb - 13" or 330,20 mm; nylon; 3 SR; inner Ø: 150,00 mm	Model: TSS 80	REF 100SG2420
Sweeper brush, curb - 13" or 330,20 mm; polypropylene 1,4; 3 SR	Model: TSS 80	REF 100SG2418
Sweeper brush, curb - 13" or 330,20 mm; polypropylene; 3 SR	Model: TSS 80	REF 100SG2449
Sweeper brush, curb - 14" or 355,60 mm; flat wire; 3 SR	Model: TSS 80	REF 100SG2422
Sweeper brush, curb - 14" or 355,60 mm; nylon; 3 SR	Model: TSS 80	REF 100SG2421
Sweeper brush, curb - 14" or 355,60 mm; polypropylene; 3 SR	Model: TSS 80	REF 100SG2419
Sweeper brush, curb - 24" or 609,60 mm; flat wire; 3 SR	Model: TSS 80	REF 100SG2452
Sweeper brush, main - 42" or 1066,80 mm; crimped wire; 8 DR	Model: TSS 80	REF 100SG2471
Sweeper brush, main - 42" or 1066,80 mm; nylon patrol; 5 DR	Model: TSS 80	REF 100SG2467
Sweeper brush, main - 42" or 1066,80 mm; nylon; 24 SR	Model: TSS 80	REF 100SG2460
Sweeper brush, main - 42" or 1066,80 mm; nylon; 8 DR	Model: TSS 80	REF 100SG2465
Sweeper brush, main - 42" or 1066,80 mm; nylon-iron wire; 24 SR	Model: TSS 80	REF 100SG2469
Sweeper brush, main - 42" or 1066,80 mm; polypropylene; 8 DR	Model: TSS 80	REF 100SG2463
Sweeper brush, main - 42" or 1066,80 mm; proex-iron wire; 8 DR	Model: TSS 80	REF 100SG2458
Sweeper brush, main - 42" or 1066,80 mm; stiff nylon; 8 DR	Model: TSS 80	REF 100SG2485
Sweeper brush, main - 48" or 1219,20 mm; 8 DR; crimped wire	Model: TSS 80	REF 100SG2472
Sweeper brush, main - 48" or 1219,20 mm; nylon patrol; 5 DR	Model: TSS 80	REF 100SG2468
Sweeper brush, main - 48" or 1219,20 mm; nylon; 24 SR	Model: TSS 80	REF 100SG2461
Sweeper brush, main - 48" or 1219,20 mm; nylon; 8 DR	Model: TSS 80	REF 100SG2466
Sweeper brush, main - 48" or 1219,20 mm; nylon-iron wire; 24 SR	Model: TSS 80	REF 100SG2470
Sweeper brush, main - 48" or 1219,20 mm; proex; 8 DR	Model: TSS 80	REF 100SG2464
Sweeper brush, main - 48" or 1219,20 mm; proex-iron wire; 8 DR	Model: TSS 80	REF 100SG2459
Sweeper brush, main - 48" or 1219,20 mm; stiff nylon; 8 DR	Model: TSS 80	REF 100SG3514
Sweeper brush, main - nylon herringbone	Model: TSS 80	REF 100SG2454

used for: **POWERBOSS** series: **TSS 80**

used for: POWERBOSS series: TSS 82

used for: **POWERBOSS** series: **TSS 82**



FILTER

Filter element, dust filter - hopper; panel type; 508 x 382 x 55 mm	Model: TSS 82	REF 100SG2456
Filter element, dust filter - hopper; panel type; 508 x 458 x 55 mm	Model: TSS 82	REF 100SG2457



HOSE

Hose, squeegee	Model: TSS 82	REF 100SG2507
Hose, vacuum - wand blower	Model: TSS 82	REF 100SG2443



MOTOR

Motor, main broom - hydraulic; Eaton; used for: Ford 1,6 L/GM 1,6 L/Kubota V-1505/Kubota V-1902/Perkins 104.19/Perkins 4.108/Toyota 4P	Model: TSS 82	REF 100SG2502
Motor, scrub brush - hydraulic; Danfoss; midsize/full size	Model: TSS 82	REF 100SG2500

SQUEEGEE

Blade kit, squeegee - squeegee wand; 6 hole	Model: TSS 82	REF 100SG3216
Blade, squeegee rear - inner; midsize; wide	Model: TSS 82	REF 100SG2514
Blade, squeegee rear - outer; midsize; wide	Model: TSS 82	REF 100SG2480
Blade, squeegee side - LH; wide	Model: TSS 82	REF 100SG2513
Blade, squeegee side - RH; wide; red gum	Model: TSS 82	REF 100SG2479

used for: **POWERBOSS** series: **TSS 90**



FILTER

Filter assembly, fuel - inline; total height: 101,50 mm; from sn 18221069; used on: Kubota V-1505; fuel type: diesel GM 1,6 L; fuel type: gasoline/LPG	Model: TSS 90	REF 100SG2477
Filter assembly, fuel - inline; total height: 180,00 mm; used for: GM 1,6 L; Fuel type: gasoline/LPG Kubota V-1505 fuel type: diesel	Model: TSS 90	REF 100SG2524
Filter element, dust filter - hepa; optional	Model: TSS 90	REF 100SG2511
Filter element, dust filter - hopper; panel type; 508 x 382 x 55 mm	Model: TSS 90	REF 100SG2456
Filter element, dust filter - hopper; panel type; 508 x 458 x 55 mm	Model: TSS 90	REF 100SG2457



HOSE

Hose, vacuum - squeegee; 2 1/2" frame tube; used for: Ford 1,6 L/Kubota V-1505/Kubota V-1902/Perkins 104.19/Perkins 4.108/Toyota 4P	Model: TSS 90	REF 100SG2432
Hose, vacuum - squeegee; 3" or 76,2 mm frame tube; used for: Ford 1,6 L/Kubota V-1505/Kubota V-1902/Perkins 104.19/Perkins 4.108/Toyota 4P	Model: TSS 90	REF 100SG2509



MOTOR

Motor, main broom - hydraulic; Eaton/Char Lynn; used for: Ford 1,6 L/Kubota V-1505/Kubota V-1902/Perkins 104.19/Perkins 4.108/Toyota 4P	Model: TSS 90	REF 100SG2462
Motor, main broom - hydraulic; Eaton; used for: Ford 1,6 L/GM 1,6 L/Kubota V-1505/Kubota V-1902/Perkins 104.19/Perkins 4.108/Toyota 4P	Model: TSS 90	REF 100SG2502
Motor, main broom - hydraulic; Sauer Danfoss; used for: Ford 1,6 L/Kubota V-1505/Kubota V-1902/Perkins 104.19/Perkins 4.108/Toyota 4P	Model: TSS 90	REF 100SG2498
Motor, scrub brush - hydraulic; Eaton; used for: Ford 1,6 L/Kubota V-1505/Kubota V-1902/Perkins 104.19/Perkins 4.108	Model: TSS 90	REF 100SG2438
Motor, scrub brush - hydraulic; Danfoss; midsize/full size	Model: TSS 90	REF 100SG2500



SQUEEGEE

Blade, squeegee front; rubber	Model: TSS 90	REF 100SG2436
Blade, squeegee front - inner; rubber	Model: TSS 90	REF 100SG2496
Blade, squeegee rear - inner; 60" or 1524,00 mm; rubber	Model: TSS 90	REF 100SG2430
Blade, squeegee rear - inner; 61" or 1549,00 mm; rubber	Model: TSS 90	REF 100SG2482
Blade, squeegee rear - outer; rubber	Model: TSS 90	REF 100SG2431
Blade, squeegee rear - outer; midsize; wide	Model: TSS 90	REF 100SG2481
Blade, squeegee side - inner; rubber	Model: TSS 90	REF 100SG2429
Blade, squeegee side - LH; wide; red gum	Model: TSS 90	REF 100SG2513
Blade, squeegee side - outer; rubber	Model: TSS 90	REF 100SG2442
Blade, squeegee side - RH; wide; red gum	Model: TSS 90	REF 100SG2479



SWEEPER/BRUSH

Sweeper brush, curb - 13" or 330,20 mm; nylon; 3 SR; inner Ø: 150,00 mm	Model: TSS 90	REF 100SG2420
Sweeper brush, curb - 13" or 330,20 mm; polypropylene 1,4; 3 SR	Model: TSS 90	REF 100SG2418
Sweeper brush, curb - 14" or 355,60 mm; flat wire; 3 SR	Model: TSS 90	REF 100SG2422
Sweeper brush, curb - 14" or 355,60 mm; nylon; 3 SR	Model: TSS 90	REF 100SG2421
Sweeper brush, curb - 14" or 355,60 mm; polypropylene; 3 SR	Model: TSS 90	REF 100SG2419
Sweeper brush, curb - 24" or 609,60 mm; flat wire; 3 SR	Model: TSS 90	REF 100SG2452
Sweeper brush, curb - 13" or 330,20 mm; polypropylene; 3 SR	Model: TSS 90	REF 100SG2449
Sweeper brush, main - 42" or 1066,80 mm; crimped wire; 8 DR	Model: TSS 90	REF 100SG2471
Sweeper brush, main - 42" or 1066,80 mm; nylon patrol; 5 DR	Model: TSS 90	REF 100SG2467
Sweeper brush, main - 42" or 1066,80 mm; nylon; 24 SR	Model: TSS 90	REF 100SG2460
Sweeper brush, main - 42" or 1066,80 mm; nylon; 8 DR	Model: TSS 90	REF 100SG2465
Sweeper brush, main - 42" or 1066,80 mm; nylon-iron wire; 24 SR	Model: TSS 90	REF 100SG2469
Sweeper brush, main - 42" or 1066,80 mm; polypropylene; 8 DR	Model: TSS 90	REF 100SG2463
Sweeper brush, main - 42" or 1066,80 mm; proex-iron wire; 8 DR	Model: TSS 90	REF 100SG2458

used for: **POWERBOSS** series: **TSS 90**

used for: **POWERBOSS** series: **TSS 90**

Sweeper brush, main - 42" or 1066,80 mm; stiff nylon; 8 DR	Model: TSS 90	REF 100SG2485
Sweeper brush, main - 48" or 1219,20 mm; 8 DR; crimped wire	Model: TSS 90	REF 100SG2472
Sweeper brush, main - 48" or 1219,20 mm; nylon patrol; 5 DR	Model: TSS 90	REF 100SG2468
Sweeper brush, main - 48" or 1219,20 mm; nylon; 24 SR	Model: TSS 90	REF 100SG2461
Sweeper brush, main - 48" or 1219,20 mm; nylon; 8 DR	Model: TSS 90	REF 100SG2466
Sweeper brush, main - 48" or 1219,20 mm; nylon-iron wire; 24 SR	Model: TSS 90	REF 100SG2470
Sweeper brush, main - 48" or 1219,20 mm; proex; 8 DR	Model: TSS 90	REF 100SG2464
Sweeper brush, main - 48" or 1219,20 mm; proex-iron wire; 8 DR	Model: TSS 90	REF 100SG2459
Sweeper brush, main - 48" or 1219,20 mm; stiff nylon; 8 DR	Model: TSS 90	REF 100SG3514
Sweeper brush, main - nylon herringbone	Model: TSS 90	REF 100SG2454



USED FOR
RCM

used for: RCM series: ATOM

used for: **RCM** series: **ATOM**



FILTER

Filter element, dust filter - polyester; optional	Model: ATOM E, H	REF 100SG3408
Filter element, dust filter - standard	Model: ATOM E, H	REF 100SG3407



MOTOR


Motor, main broom - electric	Model: ATOM H	REF 100SG3365
Motor, shaker - 12 VDC	Model: ATOM H	REF 100SG3378
Motor, shaker - 24 VDC	Model: ATOM E	REF 100SG3379



SWEEPER/BRUSH

Sweeper brush, curb - 7" or 177,80 mm; polypropylene; 3 SR	Model: ATOM E, H	REF 100SG3387
Sweeper brush, main - 20" or 508,00 mm; polypropylene; 8 SR	Model: ATOM E, H	REF 100SG3406
Sweeper brush, main - 28" or 711,20 mm; natural fiber; 6 DR	Model: ATOM E, H	REF 100SG3394
Sweeper brush, main - nylon	Model: ATOM E, H	REF 100SG3399

used for: **RCM** series: **BOXER**



FILTER

Filter element, dust filter	Model: BOXER MONO D	REF 100SG3402
-----------------------------	----------------------------	--------------------------------------



MOTOR

Motor, curb broom - hydraulic	Model: BOXER D, E, MONO D, S, SK, SUPER D, SUPER E	REF 100SG3370
Motor, main broom - hydraulic	Model: BOXER D, E, MONO D, S, SK, SUPER D, SUPER E	REF 100SG3364
Motor, shaker - 12 VDC	Model: BOXER MONO D	REF 100SG3366
Motor, shaker - 12 VDC; 110 W; 3000 RPM	Model: BOXER D	REF 100SG3376
Motor, shaker - 24 VDC	Model: BOXER E, SUPER E	REF 100SG3377



SWEEPER/BRUSH

Sweeper brush, curb - 13" or 330,20 mm; nylon; 3 SR; RH	Model: BOXER D, E, MONO D, S, SK, SUPER D, SUPER E	REF 100SG3392
Sweeper brush, curb - 13" or 330,20 mm; polypropylene-iron wire; 3 SR; LH	Model: BOXER D, E, MONO D, S, SK, SUPER D, SUPER E	REF 100SG3393
Sweeper brush, curb - 15" or 381,00 mm; polypropylene; 3 SR; third brush	Model: BOXER D, E, MONO D, S, SK, SUPER D, SUPER E	REF 100SG3389
Sweeper brush, curb - 15" or 381,00 mm; polypropylene-iron wire; 3 SR; third brush	Model: BOXER D, E, MONO D, S, SK, SUPER D, SUPER E	REF 100SG3391
Sweeper brush, main - 32" or 812,80 mm; polypropylene 1.8; 6 DR	Model: BOXER D, E, MONO D, S, SK, SUPER D, SUPER E	REF 100SG3401
Sweeper brush, main - 33" or 838,20 mm; nylon; 6 DR	Model: BOXER D, E, MONO D, S, SK, SUPER D, SUPER E	REF 100SG3403
Sweeper brush, main - 33" or 838,20 mm; polypropylene 1.2; 6 DR	Model: BOXER D, E, MONO D, S, SK, SUPER D, SUPER E	REF 100SG3404

used for: RCM series: BRAVA

used for: **RCM** series: **BRAVA**



FILTER

Filter element, dust filter - 30 micron	Model: BRAVA E/1, ET/1, H/1, HT/1	REF 100SG3397
Filter element, dust filter - 5 micron	Model: BRAVA E/1, ET/1, H/1, HT/1	REF 100SG3400
Filter element, dust filter - standard	Model: BRAVA E/1, ET/1, H/1, HT/1	REF 100SG3395



SWEEPER/BRUSH

Sweeper brush, curb - 7" or 177,80 mm; polypropylene; 3 SR	Model: BRAVA E/1, ET/1, H/1, HT/1	REF 100SG3390
Sweeper brush, curb - 7" or 177,80 mm; polypropylene-iron wire	Model: BRAVA E/1, ET/1, H/1, HT/1	REF 100SG3388
Sweeper brush, main - 20" or 508,00 mm; nylon; 8 SR	Model: BRAVA E/1, ET/1, H/1, HT/1	REF 100SG3398
Sweeper brush, main - 20" or 508,00 mm; polypropylene; 8 SR	Model: BRAVA E/1, ET/1, H/1, HT/1	REF 100SG3405
Sweeper brush, main - natural fiber; 6 DR	Model: BRAVA E/1, ET/1, H/1, HT/1	REF 100SG3396

used for: **RCM** series: **MARK 1**

used for: **RCM** series: **MARK 1**



FILTER

Filter complete, solution intake filter – cartridge - from sn 000001	Model: MARK 1	REF 100SG2569
Filter complete, solution intake filter – inline filter - from sn 000001	Model: MARK 1	REF 100SG2568



HOSE

Hose, vacuum – pipe - from sn 000001	Model: MARK 1	REF 100SG2553
Hose, vacuum - from sn 000001	Model: MARK 1	REF 100SG2554



MOTOR

Motor, main broom – 24 VDC; 1400 RPM - from sn 000001	Model: MARK 1	REF 100SG2563
Motor, main broom – electric - from sn 153759	Model: MARK 1	REF 100SG2566
Motor, main broom – electric - from sn 154042	Model: MARK 1	REF 100SG2564
Motor, main broom – electric - up to sn 154043	Model: MARK 1	REF 100SG2567

SQUEEGEE

Blade, squeegee front – rubber; red; optional - from sn 159779	Model: MARK 1	REF 100SG2557
Blade, squeegee front – rubber - from sn 159780	Model: MARK 1	REF 100SG2561
Blade, squeegee front – rubber - from sn 152987	Model: MARK 1	REF 100SG2551
Blade, squeegee front – rubber - from sn 159779	Model: MARK 1	REF 100SG2556
Blade, squeegee rear – 33 shore - from sn 159779	Model: MARK 1	REF 100SG2559
Blade, squeegee rear – polyurethane; optional - up to sn 159779	Model: MARK 1	REF 100SG2558
Blade, squeegee rear – rubber - from sn 159780	Model: MARK 1	REF 100SG2560
Blade, squeegee rear – rubber - from sn 152987	Model: MARK 1	REF 100SG2552
Blade, squeegee rear – rubber - from sn 159779	Model: MARK 1	REF 100SG2555



VACUUM MOTOR

Motor, vacuum – 24 VDC; 400 W; electric - from sn 000001	Model: MARK 1	REF 100SG2562
Motor, vacuum – 36 VDC; electric; optional - from sn 000001	Model: MARK 1	REF 100SG2565



USED FOR
TASKI

used for: TASKI series: COMBIMAT SWINGO 2500

used for: **TASKI** series: **COMBIMAT SWINGO 2500**



FILTER

Filter element, solution intake filter	Model: COMBIMAT SWINGO 2500	REF 100SG2570
--	------------------------------------	--------------------------------------



HOSE

Hose, drain	Model: COMBIMAT SWINGO 2500	REF 100SG2577
Hose, vacuum	Model: COMBIMAT SWINGO 2500	REF 100SG2578



SQUEEGEE

Blade, squeegee inner	Model: COMBIMAT SWINGO 2500	REF 100SG2574
Blade, squeegee outer	Model: COMBIMAT SWINGO 2500	REF 100SG2573



SWEEPER/BRUSH

Filter element – solution intake filter – 30 mesh, with guard - from sn 00001560	Model: COMBIMAT SWINGO 2500	REF 100SG2587
Scrubber brush, main - polypropylene 0.3; light blue	Model: COMBIMAT SWINGO 2500	REF 100SG2586
Scrubber brush, main - abrasive nylon 1.6; 46 grit	Model: COMBIMAT SWINGO 2500	REF 100SG2590



VACUUM MOTOR

Motor, vacuum - 24 VDC; 650 W	Model: COMBIMAT SWINGO 2500	REF 100SG2579
-------------------------------	------------------------------------	--------------------------------------

used for: **TASKI** series: **COMBIMAT SWINGO 3500**



FILTER

Filter element, solution intake filter	Model: COMBIMAT SWINGO 3500	REF 100SG2570
--	------------------------------------	--------------------------------------



HOSE

Hose, drain	Model: COMBIMAT SWINGO 3500	REF 100SG2577
Hose, vacuum	Model: COMBIMAT SWINGO 3500	REF 100SG2578



SQUEEGEE

Blade, squeegee inner	Model: COMBIMAT SWINGO 3500	REF 100SG2576
Blade, squeegee outer	Model: COMBIMAT SWINGO 3500	REF 100SG2575



SWEEPER/BRUSH

Scrubber brush, main - 16" or 406,40 mm; polypropylene 0.3; 8 SR; light blue	Model: COMBIMAT SWINGO 3500	REF 100SG2588
Scrubber brush, main - 16" or 406,40 mm; polypropylene 0.6; 8 SR; white	Model: COMBIMAT SWINGO 3500	REF 100SG2589
Scrubber brush, main - abrasive nylon 1.6; 46 grit	Model: COMBIMAT SWINGO 3500	REF 100SG2591



VACUUM MOTOR

Motor, vacuum - 24 VDC; 650 W	Model: COMBIMAT SWINGO 3500	REF 100SG2579
-------------------------------	------------------------------------	--------------------------------------

used for: **TASKI** series: **COMBIMAT SWINGO 3500**

used for: TASKI series: SWINGO 750B

used for: **TASKI** series: **SWINGO 750B**



FILTER

Filter element, solution intake filter	Model: SWINGO 750B	REF 100SG2571
Filter, vacuum motor	Model: SWINGO 750B	REF 100SG2584



HOSE

Hose, drain	Model: SWINGO 750B	REF 100SG2577
Hose, vacuum	Model: SWINGO 750B	REF 100SG2572



SQUEEGEE

Blade, squeegee front	Model: SWINGO 750B	REF 100SG2580
Blade, squeegee rear	Model: SWINGO 750B	REF 100SG2581



SWEEPER/BRUSH

Scrubber brush, main - 15" or 381,00 mm; Union; 10 SR	Model: SWINGO 750B	REF 101SG3564
Scrubber brush, main - 16" or 406,40 mm; polypropylene 0.4; 9 SR	Model: SWINGO 750B	REF 101SG3563
Scrubber brush, main - 16" or 406,40 mm; polypropylene 0.7; 7 SR	Model: SWINGO 750B	REF 101SG3562



VACUUM MOTOR

Motor, vacuum - 24 VDC; 400 W	Model: SWINGO 750B	REF 100SG2585
-------------------------------	---------------------------	--------------------------------------



USED FOR
TENNANT

used for: **TENNANT** series: 265

used for: **TENNANT** series: 265



FILTER

Filter element, dust filter	Model: 265	REF 100SG2930
-----------------------------	-------------------	--------------------------------------



SWEEPER/BRUSH

Sweeper brush, curb - 13" or 330,20 mm; iron wire; 3 SR	Model: 265	REF 101SG3569
Sweeper brush, curb - 13" or 330,20 mm; polypropylene; 2 SR	Model: 265	REF 101SG3568
Sweeper brush, main - 42" or 1066,80 mm; natural fiber; 8 DR	Model: 265	REF 101SG3566
Sweeper brush, main - 42" or 1066,80 mm; natural fiber-iron wire; 8 DR	Model: 265	REF 101SG3565
Sweeper brush, main - 42" or 1066,80 mm; polypropylene; 8 DR	Model: 265	REF 101SG3567

used for: **TENNANT** series: **355**



FILTER

Filter element, dust filter - hopper; panel type; perma filter; metal; sn 00000001 - 00005639	Model: 355	REF 100SG2937
---	-------------------	--------------------------------------



MOTOR

Motor, main broom - hydraulic; gear; total length: 198,00 mm; sn 00000001 - 00002147	Model: 355	REF 100SG2932
Motor, main broom - hydraulic; gear; total length: 200,00 mm; from sn 00000001	Model: 355	REF 100SG2984



SWEEPER/BRUSH

Sweeper brush, curb - 23" or 584,20 mm; iron wire; 3 SR	Model: 355	REF 100SG3497
Sweeper brush, curb - 23" or 584,20 mm; nylon; 3 SR	Model: 355	REF 100SG3411
Sweeper brush, curb - 23" or 584,20 mm; polypropylene; 3 SR	Model: 355	REF 100SG3496
Sweeper brush, curb, main - 45" or 1143,00 mm; iron wire; 8 DR	Model: 355	REF 100SG2949
Sweeper brush, main - 45" or 1143,00 mm; natural fiber-iron wire; 24 SR	Model: 355	REF 100SG2936
Sweeper brush, main, curb - 45" or 1143,00 mm; nylon patrol; 5 DR	Model: 355	REF 100SG2962
Sweeper brush, main - 45" or 1143,00 mm; nylon; 24 SR	Model: 355	REF 100SG3492
Sweeper brush, main - 45" or 1143,00 mm; nylon; 8 DR	Model: 355	REF 100SG3493
Sweeper brush, main, curb - 45" or 1143,00 mm; polypropylene; 5 DR	Model: 355	REF 100SG2963
Sweeper brush, main - 45" or 1143,00 mm; polypropylene-iron wire; 8 DR	Model: 355	REF 100SG3494
Sweeper brush, curb; main - 45" or 1143,00 mm; sand wedge polypropylene; 30 SR	Model: 355	REF 100SG2832

used for: **TENNANT** series: **355**

used for: **TENNANT** series: **385**



FILTER

Filter element, dust filter - hopper; panel type; perma filter; metal; sn 00000001 - 00005639	Model: 385	REF 100SG2937
---	-------------------	--------------------------------------



MOTOR

Motor, main broom - hydraulic; gear; total length: 198,00 mm; sn 00000001 - 00002147	Model: 385	REF 100SG2932
--	-------------------	--------------------------------------

Motor, main broom - hydraulic; gear; total length: 200,00 mm; from sn 00000001	Model: 385	REF 100SG2984
--	-------------------	--------------------------------------



SWEEPER/BRUSH

Sweeper brush, curb - 23" or 584,20 mm; iron wire; 3 SR	Model: 385	REF 100SG3497
Sweeper brush, curb - 23" or 584,20 mm; nylon; 3 SR	Model: 385	REF 100SG3411
Sweeper brush, curb - 23" or 584,20 mm; polypropylene; 3 SR	Model: 385	REF 100SG3496
Sweeper brush, curb, main - 45" or 1143,00 mm; iron wire; 8 DR	Model: 385	REF 100SG2949
Sweeper brush, main - 45" or 1143,00 mm; natural fiber-iron wire; 24 SR	Model: 385	REF 100SG2936
Sweeper brush, main, curb - 45" or 1143,00 mm; nylon patrol; 5 DR	Model: 385	REF 100SG2962
Sweeper brush, main - 45" or 1143,00 mm; nylon; 24 SR	Model: 385	REF 100SG3492
Sweeper brush, main - 45" or 1143,00 mm; nylon; 8 DR	Model: 385	REF 100SG3493
Sweeper brush, main, curb - 45" or 1143,00 mm; polypropylene; 5 DR	Model: 385	REF 100SG2963
Sweeper brush, main - 45" or 1143,00 mm; polypropylene-iron wire; 8 DR	Model: 385	REF 100SG3494

used for: **TENNANT** series: **515**



FILTER

Filter element, solution intake filter –from sn 00004434	Model: 515	REF 100SG2734
Filter element, dust filter - recovery tank	Model: 515	REF 100SG2837



HOSE

Hose, vacuum - power wand; from sn 00000001	Model: 515	REF 100SG2945
Hose, vacuum – rear squeegee; recovery tank	Model: 515	REF 100SG2730
Hose, vacuum - side squeegee; from sn 00000001	Model: 515	REF 100SG2793
Hose, vacuum – from sn 00000001	Model: 515	REF 100SG2927



MOTOR

Motor, scrub brush - 36 VDC; 28 A; 2200 RPM; max pro 1000, 2 brush system and max pro 1200, 3 brush system	Model: 515	REF 100SG2728
Motor, scrub brush - 36 VDC; 47 A; 2200 RPM; heavy-duty; max pro 1000	Model: 515	REF 100SG2861



SQUEEGEE

Blade, squeegee front - red gum; max pro 1200, 3 brush system	Model: 515	REF 100SG2792
Blade, squeegee rear - inner; neoprene; optional; from sn 00000001	Model: 515	REF 100SG2783
Blade, squeegee rear - gasket	Model: 515	REF 100SG2994
Blade, squeegee rear - outer; rubber; from sn 00000001	Model: 515	REF 100SG2775
Blade, squeegee side - 28" or 711,20 mm; LH, RH, red gum, max pro 1000, 2 scrub brush system	Model: 515	REF 100SG2995
Blade, squeegee side - RH; max pro 1200, 3 scrub brush system	Model: 515	REF 100SG2791



SWEEPER/BRUSH

Scrubber brush, main - 16" or 406,40 mm; polypropylene; 7 SR	Model: 515	REF 100SG2778
Scrubber brush, main - 16" or 406,40 mm; polypropylene; 8 SR	Model: 515	REF 100SG3409
Scrubber brush, main - 20" or 508,00 mm; nylon; 10 SR; max pro 1000, 2 brush system	Model: 515	REF 100SG2727
Scrubber brush, main - 20" or 508,00 mm; polypropylene; 10 SR; max pro 1000, 2 brush system	Model: 515	REF 100SG2726



VACUUM MOTOR

Motor, vacuum - 36 VDC; 550 W; from sn 00000001	Model: 515	REF 100SG3430
---	-------------------	--------------------------------------

used for: **TENNANT** series: **515**

used for: **TENNANT** series: **800**



FILTER

Filter element, dust filter - hopper	Model: 800	REF 100SG2959
Filter element, dust filter - shaker panel; optional	Model: 800, 800D rev.04	REF 100SG2926
Filter element, dust filter - shaker panel; standard	Model: 800, 800D, 800D rev.04	REF 100SG2958



MOTOR

Motor, main broom - hydraulic; gear; total length: 198,00 mm; sn 00000001 - 00002147	Model: 800, 800D, 800D rev.04	REF 100SG2932
--	--------------------------------------	--------------------------------------



SWEEPER/BRUSH

Sweeper brush, curb - 18" or 457,20 mm; nylon; 3 SR	Model: 800, 800D, 800D rev.04	REF 101SG3570
Sweeper brush, curb - 18" or 458,00 mm; polypropylene; 3 SR	Model: 800, 800D, 800D rev.04	REF 101SG3572
Sweeper brush, main - 49" or 1244,60 mm; polypropylene; 30 MR; wedge	Model: 800, 800D, 800D rev.04	REF 101SG3574
Sweeper brush, main - 49" or 1244,60 mm; polypropylene; 8 DR	Model: 800, 800D, 800D rev.04	REF 101SG3573

used for: **TENNANT** series: 5680


FILTER

Filter element, dust filter - panel type	Model: 5680	REF 101SG3576
Filter, solution inline - screen	Model: 5680	REF 101SG3577



HOSE

Hose, vacuum - recovery tank inlet; straight; flexible	Model: 5680	REF 100SG2849
Hose, vacuum	Model: 5680	REF 100SG2737



SQUEEGEE

Blade, squeegee inner; front - 28" or 711,20 mm; front; oil-resistant	Model: 5680	REF 100SG2757
Blade, squeegee inner; front - 28" or 711,20 mm; tile	Model: 5680	REF 100SG2755
Blade, squeegee front - 32" or 812,80 mm; rubber	Model: 5680	REF 100SG2738
Blade, squeegee inner; front - 32" or 812,80 mm; front; oil-resistant	Model: 5680	REF 100SG2758
Blade, squeegee inner; rear - 32" or 812,80 mm; tile	Model: 5680	REF 100SG2754
Blade, squeegee inner - 36" or 914,40 mm; front	Model: 5680	REF 100SG2760
Blade, squeegee inner - 36" or 914,40 mm; front; oil-resistant	Model: 5680	REF 100SG2762
Blade, squeegee inner; front - 36" or 914,40 mm; tile	Model: 5680	REF 100SG2761
Blade, squeegee rear - 28" or 711,20 mm; gum	Model: 5680	REF 100SG3437
Blade, squeegee rear - 28" or 711,20 mm; neoprene	Model: 5680	REF 100SG3436
Blade, squeegee rear - 28" or 711,20 mm; polyurethane; oil-resistant	Model: 5680	REF 100SG3439
Blade, squeegee rear - 32" or 812,80 mm; red gum	Model: 5680	REF 100SG3431
Blade, squeegee rear - 32" or 812,80 mm; rubber; for tile	Model: 5680	REF 100SG2756
Blade, squeegee rear - 32" or 812,80 mm; rubber; oil-resistant	Model: 5680	REF 100SG3438
Blade, squeegee rear - 32" or 812,80 mm; polyurethane; oil-resistant	Model: 5680	REF 100SG3448
Blade, squeegee rear - 36" or 914,40 mm; red gum; 49.37i	Model: 5680	REF 100SG3440
Blade, squeegee rear - 36" or 914,40 mm; rubber	Model: 5680	REF 100SG3441



SWEEPER/BRUSH

Scrubber brush, abrasive, main - 14" or 355,60 mm; nylon; 6 SR	Model: 5680	REF 100SG3433
Scrubber brush, curb, main - 14" or 355,60 mm; polypropylene; 6 SR	Model: 5680	REF 100SG3432
Scrubber brush, main - 16" or 406,40 mm; polypropylene; 7 SR	Model: 5680	REF 100SG2778
Scrubber brush, main - 16" or 406,40 mm; polypropylene; 8 SR	Model: 5680	REF 100SG3409
Sweeper brush, curb, main - 18" or 457,20 mm; nylon; 8 SR	Model: 5680	REF 100SG3429
Scrubber brush, curb, main - 18" or 457,20 mm; polypropylene; 8 SR	Model: 5680	REF 100SG3427
Scrubber brush, main - 28" or 711,20 mm; nylon; 18 SR; cylindrical	Model: 5680	REF 100SG2741
Sweeper brush, main - 28" or 711,20 mm; polypropylene; 18 SR; cylindrical	Model: 5680	REF 100SG2846
Scrubber brush, main - 32" or 812,80 mm; nylon; 18 SR; cylindrical	Model: 5680	REF 100SG2744
Sweeper brush, main - 31" or 787,40 mm; polypropylene; 18 SR; cylindrical	Model: 5680	REF 100SG2847
Scrubber brush, main - 36" or 914,40 mm; nylon; 18 SR; cylindrical	Model: 5680	REF 100SG2747
Sweeper brush, main - 36" or 914,40 mm; polypropylene 1,2; 18 SR; cylindrical	Model: 5680	REF 100SG2848



VACUUM MOTOR

Motor, vacuum - 36 VDC	Model: 5680	REF 101SG3575
------------------------	--------------------	--------------------------------------

used for: **TENNANT** series: **5700**


FILTER

Filter element, solution intake filter - from sn 2492	Model: 5700	REF 100SG3449
Filter element, dust filter - recovery tank	Model: 5700	REF 100SG2837



HOSE

Hose, drain - recovery tank	Model: 5700, 5700XP	REF 100SG3462
Hose drain - solution tank - from sn 22109	Model: 5700	REF 100SG3416
Hose, vacuum - debris tray; max pro 1000; cylindrical brush; with 1 cuff; outer diameter: 1,00"; length: 23,00"; sn 00000001 - 00003545	Model: 5700, 5700XP	REF 100SG2765
Hose, vacuum - power wand; 118" or 2997,20 mm	Model: 5700	REF 100SG2946
Hose, vacuum - recovery tank inlet; short; curved	Model: 5700	REF 100SG2753
Hose, vacuum - recovery tank inlet; straight; flexible	Model: 5700, 5700XP	REF 100SG2849
Hose, vacuum - wand	Model: 5700	REF 100SG2941



MOTOR

Motor, scrub brush - 36 VDC; 15 A; 320 RPM; 0,36 kW; 0,45 HP; disk scrub deck - from sn 00022500	Model: 5700	REF 100SG2863
Motor, scrub brush - 36 VDC; 15 A; 320 RPM; 0,36 kW; 0,5 HP - from sn 00022499	Model: 5700	REF 100SG2766
Motor, scrub brush - 36 VDC; 17 A; 1725 RPM; cylindrical scrub deck; sn 00000001 - 00018380	Model: 5700	REF 100SG2764
Motor, scrub brush - 36 VDC; 21 A; 330 RPM; sn 00000001 - 00022498	Model: 5700	REF 100SG2763
Motor, scrub brush - 36 VDC; 28 A; disk scrub deck; heavy-duty	Model: 5700	REF 100SG2739



SQUEEGEE

Blade kit, squeegee - 22" or 558,80 mm; oil-resistant; tight aisle group	Model: 5700, 5700XP	REF 100SG3468
Blade kit, squeegee - 22" or 558,80 mm; tile; tight aisle group	Model: 5700, 5700XP	REF 100SG3467
Blade kit, squeegee - 28" or 711,20 mm; gum rubber; tile	Model: 5700, 5700XP	REF 100SG3442
Blade kit, squeegee - 28" or 711,20 mm; polyurethane; oil-resistant	Model: 5700, 5700XP	REF 100SG3445
Blade kit, squeegee - 32" or 812,80 mm; gum rubber; tile	Model: 5700, 5700XP	REF 100SG3443
Blade kit, squeegee - 32" or 812,80 mm; polyurethane; oil-resistant	Model: 5700, 5700XP	REF 100SG3446
Blade kit, squeegee - 36" or 914,40 mm; gum rubber; tile	Model: 5700, 5700XP	REF 100SG3444
Blade kit, squeegee - 36" or 914,40 mm; polyurethane; oil-resistant	Model: 5700, 5700XP	REF 100SG3447
Blade, squeegee front - 22" or 558,80 mm; tight aisle; rubber	Model: 5700, 5700XP	REF 100SG3459
Blade, squeegee front - 22" or 558,80 mm; tight aisle; oil-resistant	Model: 5700, 5700XP	REF 100SG3465
Blade, squeegee front - 22" or 558,80 mm; tight aisle; tile	Model: 5700, 5700XP	REF 100SG3463
Blade, squeegee front - 28" or 711,20 mm; rubber	Model: 5700, 5700XP	REF 100SG3435
Blade, squeegee inner; front - 28" or 711,20 mm; front; oil-resistant	Model: 5700, 5700XP	REF 100SG2757
Blade, squeegee inner; front - 28" or 711,20 mm; tile	Model: 5700, 5700XP	REF 100SG2755
Blade, squeegee front - 32" or 812,80 mm; rubber	Model: 5700, 5700XP	REF 100SG2738
Blade, squeegee inner; front - 32" or 812,80 mm; front; oil-resistant	Model: 5700, 5700XP	REF 100SG2758
Blade, squeegee front - 32" or 812,80 mm; tile	Model: 5700, 5700XP	REF 100SG3451
Blade, squeegee inner - 36" or 914,40 mm; front	Model: 5700, 5700XP	REF 100SG2760
Blade, squeegee inner - 36" or 914,40 mm; front; oil-resistant	Model: 5700, 5700XP	REF 100SG2762
Blade, squeegee inner; front - 36" or 914,40 mm; tile	Model: 5700, 5700XP	REF 100SG2761
Blade, squeegee rear - 22" or 558,80 mm; tight aisle; neoprene	Model: 5700, 5700XP	REF 100SG3460
Blade, squeegee rear - 22" or 558,80 mm; tight aisle; oil-resistant	Model: 5700, 5700XP	REF 100SG3466
Blade, squeegee rear - 22" or 558,80 mm; tight aisle; tile	Model: 5700, 5700XP	REF 100SG3464
Blade, squeegee rear - 28" or 711,20 mm; gum	Model: 5700, 5700XP	REF 100SG3437
Blade, squeegee rear - 28" or 711,20 mm; neoprene	Model: 5700, 5700XP	REF 100SG3436
Blade, squeegee rear - 28" or 711,20 mm; polyurethane; oil-resistant	Model: 5700, 5700XP	REF 100SG3439
Blade, squeegee rear - 32" or 812,80 mm; red gum	Model: 5700, 5700XP	REF 100SG3431
Blade, squeegee rear - 32" or 812,80 mm; rubber; for tile	Model: 5700	REF 100SG2756
Blade, squeegee rear - 32" or 812,80 mm; gum	Model: 5700XP	REF 100SG3452
Blade, squeegee rear - 32" or 812,80 mm; rubber; oil-resistant	Model: 5700, 5700XP	REF 100SG3438

Blade, squeegee inner; rear - 32" or 812,80 mm; tile	Model: 5700	REF 100SG2754
Blade, squeegee rear - 36" or 914,40 mm; red gum; 49.37i	Model: 5700, 5700XP	REF 100SG3440
Blade, squeegee rear - 36" or 914,40 mm; rubber	Model: 5700, 5700XP	REF 100SG3441
Blade, squeegee rear - 32" or 812,80 mm; polyurethane; oil-resistant	Model: 5700, 5700XP	REF 100SG3448
Blade, squeegee side - 22" or 558,80 mm; tight aisle group	Model: 5700, 5700XP	REF 100SG3461



SWEEPER/BRUSH


Scrubber brush, main - 14" or 355,60 mm; abrasive; 6 SR	Model: 5700, 5700XP	REF 100SG3434
Scrubber brush, abrasive, main - 14" or 355,60 mm; nylon; 6 SR	Model: 5700, 5700XP	REF 100SG3433
Scrubber brush, curb, main - 14" or 355,60 mm; polypropylene; 6 SR	Model: 5700, 5700XP	REF 100SG3432
Scrubber brush, main - 16" or 406,40 mm; polypropylene; 8 SR	Model: 5700, 5700XP	REF 100SG3409
Scrubber brush, main - 16" or 406,40 mm; Tynex; 7 SR	Model: 5700, 5700XP	REF 100SG3410
Scrubber brush, main - 18" or 457,20 mm; abrasive; 8 SR	Model: 5700, 5700XP	REF 100SG3428
Sweeper brush, curb, main - 18" or 457,20 mm; nylon; 8 SR	Model: 5700, 5700XP	REF 100SG3429
Scrubber brush, curb, main - 18" or 457,20 mm; polypropylene; 8 SR	Model: 5700, 5700XP	REF 100SG3427
Scrubber brush, main - 28" or 711,20 mm; nylon; 18 SR; cylindrical	Model: 5700, 5700XP	REF 100SG2741
Scrubber brush, main - 28" or 711,20 mm; polypropylene 0,7; 18 SR; cylindrical	Model: 5700, 5700XP	REF 100SG2740
Scrubber brush, main - 28" or 711,20 mm; polypropylene; 18 SR; cylindrical	Model: 5700, 5700XP	REF 100SG2846
Scrubber brush, main - 28" or 711,20 mm; Tynex; abrasive; 18 SR; cylindrical	Model: 5700, 5700XP	REF 100SG2742
Scrubber brush, main - 32" or 812,80 mm; nylon; 18 SR; cylindrical	Model: 5700, 5700XP	REF 100SG2744
Scrubber brush, main - 32" or 812,80 mm; polypropylene; 18 SR; grout; cylindrical	Model: 5700, 5700XP	REF 100SG2743
Scrubber brush, main - 16" or 406,40 mm; polypropylene; 7 SR	Model: 5700, 5700XP	REF 100SG2778
Scrubber brush, main - 32" or 812,80 mm; Tynex; 18 SR; abrasive; cylindrical	Model: 5700, 5700XP	REF 100SG2745
Scrubber brush, main - 36" or 914,40 mm; nylon; 18 SR; cylindrical	Model: 5700, 5700XP	REF 100SG2747
Scrubber brush, main - 36" or 914,40 mm; polypropylene 0,6; 18 SR; cylindrical	Model: 5700, 5700XP	REF 100SG2746
Scrubber brush, main - 36" or 914,40 mm; polypropylene 1,2; 18 SR; cylindrical	Model: 5700, 5700XP	REF 100SG2848
Scrubber brush, main - 36" or 914,40 mm; Tynex; 18 SR; abrasive; cylindrical	Model: 5700, 5700XP	REF 100SG2748
Sweeper brush, main - 31" or 787,40 mm; polypropylene; 18 SR; cylindrical	Model: 5700, 5700XP	REF 100SG2847



VACUUM MOTOR

Motor, vacuum - 36 VDC; 550 W; 3 stage; fan and motor; fan and motor; squeegee; from sn 00003390	Model: 5700	REF 100SG3486
Motor, vacuum - 36 VDC; 550 W; from sn 00000001	Model: 5700XP	REF 100SG3430

used for: **TENNANT** series: **6100**



FILTER

Filter element, dust filter	Model: 6100E	REF 100SG3426
Filter element, dust filter - 64 pleats; used for: Robin EH34; fuel type: gasoline/LPG	Model: 6100	REF 100SG2854
Filter element, dust filter - used for: Robin EH34; fuel type: gasoline/LPG	Model: 6100	REF 100SG3506



HOSE

Hose, vacuum - inner diameter: 0,16"; length: 15"; used for: Robin EH34; fuel type: gasoline/LPG	Model: 6100	REF 100SG2733
Hose, vacuum - inner diameter: 0,16"; length: 19" or 483 mm; used for: Robin EH34; fuel type: gasoline/type	Model: 6100	REF 100SG2985



MOTOR

Motor, curb broom LH - 12 VDC; used for: Robin EH34; fuel type: gasoline/LPG	Model: 6100	REF 100SG3471
Motor, curb broom LH - 36 VDC; 80 RPM	Model: 6100E	REF 100SG3412
Motor, curb broom RH - 12 VDC; 80 RPM; used for: Robin EH34; fuel type: gasoline/LPG	Model: 6100	REF 100SG3472
Motor, curb broom RH - 36 VDC; 80 RPM	Model: 6100E	REF 100SG3502
Motor, main broom - 36 VDC; 1800 RPM; 0,60 HP; electric - from sn 2819	Model: 6100E	REF 100SG3469
Motor, main broom - 36 VDC; 1800 RPM; 0,60 HP; electric - from sn 2818	Model: 6100E	REF 100SG3504
Motor, shaker - 12 VDC; used for: Robin EH34; fuel type: gasoline/LPG	Model: 6100	REF 100SG3476
Motor, shaker - 36 VDC	Model: 6100E	REF 100SG3477



SWEEPER/BRUSH

Sweeper brush, curb - 7" or 177,80 mm; polypropylene; 2 SR	Model: 6100, 6100E	REF 100SG3501
Sweeper brush, curb - 7" or 177,80 mm; polypropylene; 3 SR	Model: 6100, 6100E	REF 100SG3484
Sweeper brush, curb - 7" or 177,80 mm; stiff polypropylene; 2 SR	Model: 6100, 6100E	REF 100SG3470
Sweeper brush, main - 22" or 558,80 mm; natural fiber; 8 SR	Model: 6100, 6100E	REF 100SG3505
Sweeper brush, main - 22" or 558,80 mm; polypropylene; 8 SR	Model: 6100, 6100E	REF 100SG3503

used for: **TENNANT** series: **6200**



FILTER

Filter element, dust filter	Model: 6200	REF 100SG3482
Filter element, outer air filter	Model: 6200	REF 100SG2844



SWEEPER/BRUSH

Sweeper brush, curb - 11" or 279,40 mm; polypropylene; 2 SR	Model: 6200	REF 100SG3479
Sweeper brush, curb - 11" or 279,40 mm; polypropylene; 3 SR	Model: 6200	REF 100SG3485
Sweeper brush, curb - 11" or 279,40 mm; stiff polypropylene; 2 SR	Model: 6200	REF 100SG3483
Sweeper brush, main - 28" or 711,20 mm; polypropylene; 8 SR	Model: 6200	REF 100SG3478
Sweeper brush, main - 28" or 711,20 mm; Union mix; 8 SR	Model: 6200	REF 100SG3481
Sweeper brush, main - 28" or 711,20 mm; wedge polypropylene	Model: 6200	REF 100SG3480
Sweeper brush, main - 28" or 711,20 mm; window polypropylene; SPL	Model: 6200	REF 100SG3458

used for: **TENNANT** series: **6200**

used for: **TENNANT** series: **6400**

used for: **TENNANT** series: **6400**



FILTER

Filter element, dust filter - 760 x 506 x 80 mm	Model: 6400	REF 100SG2790
Filter element, dust filter - 762 x 508 x 105 mm	Model: 6400	REF 100SG2839



SWEEPER/BRUSH

Sweeper brush, curb - 23" or 584,20 mm; iron wire; 3 SR	Model: 6400	REF 100SG3497
Sweeper brush, curb - 23" or 584,20 mm; nylon; 3 SR	Model: 6400	REF 100SG3411
Sweeper brush, curb - 23" or 584,20 mm; polypropylene; 3 SR	Model: 6400	REF 100SG3496
Sweeper brush, main - 36" or 914,40 mm; polyester; 24 SR	Model: 6400	REF 100SG2998
Sweeper brush, main - 36" or 914,40 mm; polyester; 8 DR	Model: 6400	REF 100SG2999
Sweeper brush, main - 36" or 914,40 mm; polypropylene; 8 DR	Model: 6400	REF 100SG2997
Sweeper brush, main - 36" or 914,40 mm; polypropylene-iron wire; 8 DR	Model: 6400	REF 100SG2996

used for: **TENNANT** series: **6500**



FILTER

Filter element, dust filter - hopper; 94 pleats; sn 00000001 - 00005639	Model: 6500	REF 100SG2853
Filter element, dust filter - hopper; panel type; perma filter; metal; sn 00000001 - 00005639	Model: 6500	REF 100SG2937



SWEEPER/BRUSH

Sweeper brush, curb - 18" or 457,20 mm; iron wire; 3 SR	Model: 6500	REF 100SG3489
Sweeper brush, curb - 18" or 457,20 mm; nylon; 3 SR	Model: 6500	REF 100SG3488
Sweeper brush, curb - 26" or 660,40 mm; polypropylene; 3 SR	Model: 6500	REF 100SG2966
Sweeper brush, curb, main - 45" or 1143,00 mm; iron wire; 8 DR	Model: 6500	REF 100SG2949
Sweeper brush, main - 45" or 1143,00 mm; natural fiber-iron wire; 24 SR	Model: 6500	REF 100SG2936
Sweeper brush, main, curb - 45" or 1143,00 mm; nylon patrol; 5 DR	Model: 6500	REF 100SG2962
Sweeper brush, main - 45" or 1143,00 mm; nylon; 24 SR	Model: 6500	REF 100SG3492
Sweeper brush, main - 45" or 1143,00 mm; nylon; 8 DR	Model: 6500	REF 100SG3493
Sweeper brush, main, curb - 45" or 1143,00 mm; polypropylene; 5 DR	Model: 6500	REF 100SG2963
Sweeper brush, main - 45" or 1143,00 mm; polypropylene-iron wire; 8 DR	Model: 6500	REF 100SG3494
Sweeper brush, curb; main - 45" or 1143,00 mm; sand wedge polypropylene; 30 SR	Model: 6500	REF 100SG2832
Sweeper brush, main - 45" or 1143,00 mm; window polypropylene; 5 TR	Model: 6500	REF 100SG3457

used for: **TENNANT** series: **6500**

used for: **TENNANT** series: **6550**

used for: **TENNANT** series: **6550**



FILTER

Filter element, dust filter - hopper; 94 pleats; sn 00000001 - 00005639	Model: 6550	REF 100SG2853
Filter element, dust filter - optional; synthetic	Model: 6550	REF 100SG2864
Filter element, dust filter - hopper; panel type; perma filter; metal; sn 00000001 - 00005639	Model: 6550	REF 100SG2937
Filter element, dust filter - surface load; 98 pleats; optional	Model: 6550	REF 100SG2856



MOTOR

Motor, main broom - hydraulic; gear; total length: 200,00 mm; from sn 00000001	Model: 6550	REF 100SG2984
Motor, main broom - hydraulic; internal, from sn 00008248	Model: 6550	REF 100SG3474



SWEEPER/BRUSH

Sweeper brush, curb - 18" or 457,20 mm; iron wire; 3 SR	Model: 6550	REF 100SG3489
Sweeper brush, curb - 18" or 457,20 mm; nylon; 3 SR	Model: 6550	REF 100SG3488
Sweeper brush, curb - 23" or 584,20 mm; iron wire; 3 SR	Model: 6550	REF 100SG3497
Sweeper brush, curb - 23" or 584,20 mm; nylon; 3 SR	Model: 6550	REF 100SG3411
Sweeper brush, curb - 23" or 584,20 mm; polypropylene; 3 SR	Model: 6550	REF 100SG3496
Sweeper brush, curb - 26" or 660,40 mm; polypropylene; 3 SR	Model: 6550	REF 100SG2966
Sweeper brush, curb, main - 45" or 1143,00 mm; iron wire; 8 DR	Model: 6550	REF 100SG2949
Sweeper brush, main, curb - 45" or 1143,00 mm; nylon patrol; 5 DR	Model: 6550	REF 100SG2962
Sweeper brush, main, curb - 45" or 1143,00 mm; polypropylene; 5 DR	Model: 6550	REF 100SG2963
Sweeper brush, curb; main - 45" or 1143,00 mm; sand wedge polypropylene; 30 SR	Model: 6550	REF 100SG2832

used for: **TENNANT** series: **6600**



FILTER

Filter assembly, fuel - panel; from sn 010000; fuel type: gasoline	Model: 6600	REF 101SG3579
--	--------------------	-------------------------------



SWEEPER/BRUSH

Sweeper brush, curb - 18" or 457,20 mm; iron wire; 3 SR	Model: 6600	REF 100SG3489
Sweeper brush, curb - 18" or 457,20 mm; nylon; 3 SR	Model: 6600	REF 100SG3488
Sweeper brush, curb - 26" or 660,40 mm; polypropylene; 3 SR	Model: 6600	REF 100SG2966
Sweeper brush, curb, main - 45" or 1143,00 mm; iron wire; 8 DR	Model: 6600	REF 100SG2949
Sweeper brush, main - 45" or 1143,00 mm; natural fiber-iron wire; 24 SR	Model: 6600	REF 100SG2936
Sweeper brush, main, curb - 45" or 1143,00 mm; nylon patrol; 5 DR	Model: 6600	REF 100SG2962
Sweeper brush, main - 45" or 1143,00 mm; nylon; 24 SR	Model: 6600	REF 100SG3492
Sweeper brush, main - 45" or 1143,00 mm; nylon; 8 DR	Model: 6600	REF 100SG3493
Sweeper brush, main, curb - 45" or 1143,00 mm; polypropylene; 5 DR	Model: 6600	REF 100SG2963
Sweeper brush, main - 45" or 1143,00 mm; polypropylene-iron wire; 8 DR	Model: 6600	REF 100SG3494
Sweeper brush, curb; main - 45" or 1143,00 mm; sand wedge polypropylene; 30 SR	Model: 6600	REF 100SG2832
Sweeper brush, main - 45" or 1143,00 mm; window polypropylene; 5 TR	Model: 6600	REF 100SG3457

used for: **TENNANT** series: **6600**

used for: **TENNANT** series: **6650**

used for: **TENNANT** series: **6650**



FILTER

Filter assembly, fuel - panel; from sn 010000; fuel type: gasoline	Model: 6650	REF 101SG3579
--	--------------------	--------------------------------------



MOTOR

Motor, curb broom - hydraulic; Eaton	Model: 6650	REF 100SG3473
Motor, main broom - hydraulic; internal, from sn 00008248	Model: 6650	REF 100SG3474



SWEEPER/BRUSH

Sweeper brush, curb - 18" or 457,20 mm; iron wire; 3 SR	Model: 6650	REF 100SG3489
Sweeper brush, curb - 18" or 457,20 mm; nylon; 3 SR	Model: 6650	REF 100SG3488
Sweeper brush, curb - 18" or 457,20 mm; polypropylene; 3 SR	Model: 6650	REF 100SG3490
Sweeper brush, curb - 23" or 584,20 mm; iron wire; 3 SR	Model: 6650	REF 100SG3497
Sweeper brush, curb - 23" or 584,20 mm; nylon; 3 SR	Model: 6650	REF 100SG3411
Sweeper brush, curb - 23" or 584,20 mm; polypropylene; 3 SR	Model: 6650	REF 100SG3496
Sweeper brush, curb, main - 45" or 1143,00 mm; iron wire; 8 DR	Model: 6650	REF 100SG2949
Sweeper brush, main, curb - 45" or 1143,00 mm; nylon patrol; 5 DR	Model: 6650	REF 100SG2962
Sweeper brush, main - 45" or 1143,00 mm; nylon; 24 SR	Model: 6650	REF 100SG3492
Sweeper brush, main - 45" or 1143,00 mm; nylon; 8 DR	Model: 6650	REF 100SG3493
Sweeper brush, main - 45" or 1143,00 mm; polypropylene-iron wire; 8 DR	Model: 6650	REF 100SG3494
Sweeper brush, main - 45" or 1143,00 mm; proex; 8 DR	Model: 6650	REF 100SG3499
Sweeper brush, curb; main - 45" or 1143,00 mm; sand wedge polypropylene; 30 SR	Model: 6650	REF 100SG2832
Sweeper brush, main - 45" or 1143,00 mm; Union-iron wire; 24 SR	Model: 6650	REF 100SG3498
Sweeper brush, main - 45" or 1143,00 mm; window polypropylene; 5 TR	Model: 6650	REF 100SG3457

used for: **TENNANT** series: 7100



FILTER

Filter, vacuum motor - recovery tank	Model: 7100	REF 100SG2883
Filter element, solution intake filter - 30 mesh; with guard	Model: 7100	REF 100SG2857



HOSE

Hose, vacuum - recovery tank	Model: 7100	REF 100SG2909
------------------------------	--------------------	--------------------------------------



MOTOR

Motor, scrub brush - 36 VDC; 17 A; 1725 RPM	Model: 7100	REF 100SG2663
Motor, scrub brush - 36 VDC; 330 RPM	Model: 7100	REF 100SG2769



SQUEEGEE

Blade, squeegee front - 28" or 711,20 mm; rubber	Model: 7100	REF 100SG2908
Blade, squeegee front - 32" or 812,80 mm; rubber	Model: 7100	REF 100SG2904
Blade, squeegee rear - 28" or 711,20 mm; CI	Model: 7100	REF 100SG2910
Blade, squeegee rear - 28" or 711,20 mm; rubber	Model: 7100	REF 100SG2907
Blade, squeegee rear - 32" or 812,80 mm; rubber	Model: 7100	REF 100SG2903
Blade, squeegee side - 28" or 711,20 mm; LH, RH, red gum, max pro 1000, 2 scrub brush system	Model: 7100	REF 100SG2995



SWEEPER/BRUSH

Scrubber brush, main - 28" or 711,20 mm; polypropylene 0,7; 18 SR; cylindrical	Model: 7100	REF 100SG2740
Scrubber brush, main - 28" or 711,20 mm; nylon; 18 SR; cylindrical	Model: 7100	REF 100SG2741
Sweeper brush, main - 28" or 711,20 mm; polypropylene; 18 SR; cylindrical	Model: 7100	REF 100SG2846
Scrubber brush, main - 28" or 711,20 mm; Tynex; abrasive; 18 SR; cylindrical	Model: 7100	REF 100SG2742
Sweeper brush, main - 31" or 787,40 mm; polypropylene; 18 SR; cylindrical	Model: 7100	REF 100SG2847
Scrubber brush, main - 32" or 812,80 mm; nylon; 18 SR; cylindrical	Model: 7100	REF 100SG2744
Scrubber brush, main - 32" or 812,80 mm; polypropylene; 18 SR; grout; cylindrical	Model: 7100	REF 100SG2743
Scrubber brush, main - 32" or 812,80 mm; Tynex; 18 SR; abrasive; cylindrical	Model: 7100	REF 100SG2745



VACUUM MOTOR

Motor, vacuum - 36 VDC; 550 W	Model: 7100	REF 101SG3580
-------------------------------	--------------------	--------------------------------------

used for: **TENNANT** series: **7200**


FILTER

Filter element, dust filter	Model: 7200	REF 100SG2768
Filter element, solution intake filter –from sn 00004434	Model: 7200	REF 100SG2734



HOSE

Hose, vacuum	Model: 7200	REF 100SG2767
--------------	--------------------	--------------------------------------



MOTOR

Motor, scrub brush - 36 VDC; 17 A; 1725 RPM; cylindrical scrub deck; sn 00000001 - 00018380	Model: 7200	REF 100SG2764
Motor, scrub brush - 36 VDC; 17 A; 1725 RPM; from sn 00007862	Model: 7200	REF 100SG2850
Motor, scrub brush - 36 VDC; 330 RPM	Model: 7200	REF 100SG2769



SQUEEGEE

Blade, squeegee front - 28" or 711,20 mm; rubber	Model: 7200	REF 100SG3435
Blade, squeegee front - 36" or 914,40 mm; red gum	Model: 7200	REF 100SG2770
Blade, squeegee inner - 36" or 914,40 mm; front; oil-resistant	Model: 7200	REF 100SG2762
Blade, squeegee rear - 28" or 711,20 mm; gum	Model: 7200	REF 100SG3437
Blade, squeegee rear - 36" or 914,40 mm; red gum; 49.37i	Model: 7200	REF 100SG3440
Blade, squeegee rear - 32" or 812,80 mm; polyurethane; oil-resistant	Model: 7200	REF 100SG3448
Blade, squeegee side - 28" or 711,20 mm; LH, RH, red gum, max pro 1000, 2 scrub brush system	Model: 7200	REF 100SG2995



SWEEPER/BRUSH

Scrubber brush, main - 28" or 711,20 mm; polypropylene 0,7; 18 SR; cylindrical	Model: 7200	REF 100SG2740
Sweeper brush, curb - 8" or 203,20 mm; polypropylene; 2 SR; pre-sweep	Model: 7200	REF 100SG2776
Scrubber brush, main - 28" or 711,20 mm; nylon; 18 SR; cylindrical	Model: 7200	REF 100SG2741
Sweeper brush, main - 28" or 711,20 mm; polypropylene; 18 SR; cylindrical	Model: 7200	REF 100SG2846
Scrubber brush, main - 28" or 711,20 mm; Tynex; abrasive; 18 SR; cylindrical	Model: 7200	REF 100SG2742
Sweeper brush, main - 32" or 812,80 mm; polypropylene; pre-sweep option; 6 DR	Model: 7200	REF 100SG2919
Scrubber brush, main - 36" or 914,40 mm; nylon; 18 SR; cylindrical	Model: 7200	REF 100SG2747
Sweeper brush, main - 36" or 914,40 mm; polypropylene 0,6; 18 SR; cylindrical	Model: 7200	REF 100SG2746
Sweeper brush, main - 36" or 914,40 mm; polypropylene 1,2; 18 SR; cylindrical	Model: 7200	REF 100SG2848
Scrubber brush, main - 36" or 914,40 mm; Tynex; 18 SR; abrasive; cylindrical	Model: 7200	REF 100SG2748



VACUUM MOTOR

Motor, vacuum - 36 VDC; 550 W; from sn 00000001	Model: 7200	REF 100SG3430
---	--------------------	--------------------------------------

used for: **TENNANT** series: 7300



FILTER

Filter, vacuum motor - recovery tank	Model: 7300	REF 100SG2883
--------------------------------------	--------------------	--------------------------------------



HOSE

Hose, vacuum - fuel type: electric	Model: 7300	REF 100SG2895
Hose, vacuum - length: 91,00"; tank to squeegee	Model: 7300	REF 100SG2880



MOTOR

Motor, scrub brush - 36 VDC; 1,5 HP; 300 RPM; sn 00000001 - 00003244	Model: 7300	REF 100SG2885
Motor, scrub brush - 36 VDC; 30 A; 300 RPM; 0,73 kW max pro	Model: 7300	REF 100SG2886
Motor, scrub brush - 36 VDC; 40 A; 300 RPM; 1,1 kw; from sn 00003245	Model: 7300	REF 100SG2899

SQUEEGEE

Blade, squeegee rear - front	Model: 7300	REF 100SG2881
Blade, squeegee rear - front; 48,0l; max pro 1200	Model: 7300	REF 100SG2888
Blade, squeegee rear - outer	Model: 7300	REF 100SG2882
Blade, squeegee side - disc brush	Model: 7300	REF 100SG2879
Blade kit, squeegee - rear; rubber; max pro 1000	Model: 7300	REF 100SG2890



SWEEPER/BRUSH

Sweeper brush, curb - 16" or 406,40 mm; nylon; 8 SR	Model: 7300	REF 100SG2673
Sweeper brush, curb - 16" or 406,40 mm; Tynex; 7 SR	Model: 7300	REF 100SG2675
Sweeper brush, main - 38" or 965,20 mm; nylon; 20 SR; max pro 1000	Model: 7300	REF 100SG2877
Sweeper brush, main - 38" or 965,20 mm; polypropylene; 20 SR; max pro 1000	Model: 7300	REF 100SG2873
Sweeper brush, main - 38" or 965,20 mm; Tynex; 20 SR; max pro 1000	Model: 7300	REF 100SG2875
Sweeper brush, main - 47" or 1193,80 mm; nylon; 20 SR; max pro 1200	Model: 7300	REF 100SG2878
Sweeper brush, main - 47" or 1193,80 mm; polypropylene; 20 SR; max pro 1200	Model: 7300	REF 100SG2874
Sweeper brush, main - 47" or 1193,80 mm; Tynex; 20 SR; max pro 1200	Model: 7300	REF 100SG2876



VACUUM MOTOR

Motor, vacuum - 36 VDC; 550 W; from sn 00000001	Model: 7300	REF 100SG3430
---	--------------------	--------------------------------------

used for: **TENNANT** series: **7400**

used for: **TENNANT** series: **7400**



FILTER

Filter element, solution intake filter –from sn 00004434	Model: 7400	REF 100SG2734
--	--------------------	--------------------------------------



HOSE

Hose, vacuum – 30" or 755 mm	Model: 7400	REF 100SG2735
Hose, vacuum – recovery tank; 57" or 1450 mm	Model: 7400	REF 100SG2969



MOTOR

Motor, scrub brush - hydraulic; used for: GM 1,6 L; fuel type: gasoline/LPG; Kubota; fuel type: Diesel	Model: 7400	REF 100SG2974
--	--------------------	--------------------------------------



SQUEEGEE

Blade kit, squeegee – polyurethane	Model: 7400	REF 100SG2972
Blade, squeegee front	Model: 7400	REF 100SG2970
Blade, squeegee rear	Model: 7400	REF 100SG2971
Blade, squeegee side – 28" or 711,20 mm; LH, RH, red gum, max pro 1000, 2 scrub brush system	Model: 7400	REF 100SG2995
Squeegee assembly, side	Model: 7400	REF 100SG2975



SWEEPER/BRUSH

Sweeper brush, main - 45" or 1143,00 mm; nylon; 24 SR	Model: 7400	REF 100SG2968
Sweeper brush, main - 45" or 1143,00 mm; polypropylene; 24 SR	Model: 7400	REF 100SG2967
Sweeper brush, main - 45" or 1143,00 mm; Tynex; 24 SR	Model: 7400	REF 100SG2973



VACUUM MOTOR

Motor, vacuum – hydraulic; for vacuum system group; for scrubber	Model: 7400	REF 100SG2980
--	--------------------	--------------------------------------

used for: **TENNANT** series: **8010**



FILTER

Filter element, dust filter - recovery tank	Model: 8010	REF 100SG2837
Filter element, dust filter - hopper; synthetic; 75 pleats	Model: 8010	REF 100SG2838
Filter element, dust filter - panel	Model: 8010	REF 100SG2795
Filter element, solution intake filter -from sn 00004434	Model: 8010	REF 100SG2734



HOSE

Hose, vacuum - side squeegee; from sn 00000001	Model: 8010	REF 100SG2793
Hose, vacuum - from sn 00000001	Model: 8010	REF 100SG2927



MOTOR

Motor, main broom - 36 VDC; 20 A; 320 RPM; hydraulic	Model: 8010	REF 100SG2928
Motor, scrub brush - 36 VDC; 28 A; 2200 RPM; max pro 1000, 2 brush system and max pro 1200, 3 brush system	Model: 8010	REF 100SG2728



SQUEEGEE

Blade, squeegee front	Model: 8010	REF 100SG2724
Blade, squeegee rear - outer; rubber; from sn 00000001	Model: 8010	REF 100SG2775
Blade, squeegee side - 28" or 711,20 mm; LH, RH, red gum, max pro 1000, 2 scrub brush system	Model: 8010	REF 100SG2995
Blade, squeegee side - RH; max pro 1200, 3 scrub brush system	Model: 8010	REF 100SG2791



SWEEPER/BRUSH

Sweeper brush, curb - 8" or 203,20 mm; polypropylene; 2 SR; max-pro 1200, 3 brush system	Model: 8010	REF 100SG3000
Sweeper brush, main - 36" or 914,40 mm; polypropylene; 8 SR; max pro 1000, 2 brush system	Model: 8010	REF 100SG2796



VACUUM MOTOR

Motor, vacuum - 36 VDC; 2500 RPM; sn 00000001 - 00003581	Model: 8010	REF 100SG2759
Motor, vacuum - 36 VDC; 550 W; from sn 00000001	Model: 8010	REF 100SG3430

used for: **TENNANT** series: **8010**

used for: **TENNANT** series: **8200**



FILTER

Filter element, dust filter - hopper; 97 pleats	Model: 8200	REF 100SG2813
Filter element, dust filter - hopper; synthetic	Model: 8200	REF 100SG2814
Filter element, engine oil filter - spin-on	Model: 8200	REF 100SG3217
Filter element, solution intake filter -from sn 00004434	Model: 8200	REF 100SG2734



HOSE

Hose, vacuum	Model: 8200	REF 100SG2805
Hose, vacuum - rear squeegee; HP; bottom	Model: 8200	REF 100SG2808
Hose, vacuum - side squeegee; from sn 00000001	Model: 8200	REF 100SG2793
Hose, vacuum - to recovery tank; HP; top	Model: 8200	REF 100SG2807
Hose, vacuum - with cuff	Model: 8200	REF 100SG2811



MOTOR

Motor, main broom - hydraulic; cylindrical	Model: 8200	REF 100SG2797
--	--------------------	-------------------------------

SQUEEGEE

Blade, squeegee rear - front; sn 00000001 - 00001176	Model: 8200	REF 100SG2803
Blade, squeegee rear - outer; sn 00000001 - 00001176	Model: 8200	REF 100SG2804
Blade, squeegee side - LH; max pro 1200, 3 brush system	Model: 8200	REF 100SG2815
Blade, squeegee side - max pro 1000, 2 brush system	Model: 8200	REF 100SG2802
Blade, squeegee side - RH; outer; neoprene; max pro 1200	Model: 8200	REF 100SG2809



SWEEPER/BRUSH

Sweeper brush, curb - 23" or 584,20 mm; iron wire; 3 SR	Model: 8200	REF 100SG3497
Sweeper brush, curb - 23" or 584,20 mm; nylon; 3 SR	Model: 8200	REF 100SG3411
Sweeper brush, curb - 23" or 584,20 mm; polypropylene; 3 SR	Model: 8200	REF 100SG3496
Sweeper brush, main - 36" or 914,40 mm; polyester; 24 SR	Model: 8200	REF 100SG2998
Sweeper brush, main - 36" or 914,40 mm; polyester; 8 DR	Model: 8200	REF 100SG2999
Sweeper brush, main - 36" or 914,40 mm; polypropylene; 8 DR	Model: 8200	REF 100SG2997
Sweeper brush, main - 36" or 914,40 mm; polypropylene-iron wire; 8 DR	Model: 8200	REF 100SG2996
Sweeper brush, main - 36" or 914,40 mm; sand wedge polypropylene; 30 SR	Model: 8200	REF 100SG2834
Sweeper brush, main - 36" or 914,40 mm; window polypropylene; 35 SR	Model: 8200	REF 100SG2833



VACUUM MOTOR

Motor, vacuum - hydraulic; scrubbing vacuum; ex 0.13 b 3000	Model: 8200	REF 100SG2799
Motor, vacuum - hydraulic; sweeping vacuum; ex 0.23 b 3000	Model: 8200	REF 100SG2801

used for: **TENNANT** series: **8210**

used for: **TENNANT** series: **8210**



FILTER

Filter assembly, fuel - inline- from sn 00000001	Model: 8210	REF 100SG2785
Filter assembly, fuel - inline- from sn 00010000	Model: 8210	REF 100SG2842
Filter element, dust filter - hopper; 97 pleats	Model: 8210	REF 100SG2813
Filter element, dust filter - hopper; synthetic	Model: 8210	REF 100SG2814
Filter element, dust filter - perma; sn 00000001 - 00001099	Model: 8210	REF 100SG2818
Filter element, solution intake filter -from sn 00004434	Model: 8210	REF 100SG2734
Filter element, solution intake filter - 20 mesh - from sn 00001454	Model: 8210	REF 100SG2858
Filter element, solution intake filter - 30 mesh; with guard	Model: 8210	REF 100SG2857



HOSE

Hose, vacuum - with cuff	Model: 8210	REF 100SG2811
Hose, vacuum - flex; outer diameter: 2.00"; length: 19.00" or 483 mm	Model: 8210	REF 100SG2812
Hose, vacuum - inner diameter: 0.16"; length: 5.00"; from sn 00010030	Model: 8210	REF 100SG2723
Hose, vacuum - inner diameter: 0.16"; length: 54.0" or 1323 mm	Model: 8210	REF 100SG3219
Hose, vacuum - inner diameter: 0.16"; length: 8.0"	Model: 8210	REF 100SG2944
Hose, vacuum - rear squeegee; HP; bottom	Model: 8210	REF 100SG2808
Hose, vacuum - rear squeegee; with 2 cuff	Model: 8210	REF 100SG2806
Hose, vacuum - rubber - from sn 00000001	Model: 8210	REF 100SG3218
Hose, vacuum - side squeegee; from sn 00000001	Model: 8210	REF 100SG2793
Hose, vacuum - inner diameter: 0,16"; length: 15"; used for: Robin EH34; fuel type: gasoline/LPG	Model: 8210	REF 100SG2733
Hose, vacuum - to recovery tank; HP; top	Model: 8210	REF 100SG2807
Hose, vacuum - with cuff; wand; option	Model: 8210	REF 100SG2993



MOTOR

Motor, main broom - hydraulic; cylindrical	Model: 8210	REF 100SG2797
Motor, scrub brush - hydraulic; disk; in 07.3 b 1500	Model: 8210	REF 100SG2798
Motor, scrub brush - hydraulic; disk; in 14.1 b 1500	Model: 8210	REF 100SG2800



SQUEEGEE

Blade kit, squeegee - rear; rubber	Model: 8210	REF 100SG2816
Blade, squeegee rear - front tile; red gum; 1 SL - from sn 00001177	Model: 8210	REF 100SG2821
Blade, squeegee rear - front tile; red gum - sn 00000001 - 00001176	Model: 8210	REF 100SG2817
Blade, squeegee rear - front; red gum; 5 SL - from sn 00001177	Model: 8210	REF 100SG2819
Blade, squeegee rear - front; sn 00000001 - 00001176	Model: 8210	REF 100SG2803
Blade, squeegee rear - front; polyurethane; 1 SL	Model: 8210	REF 100SG2824
Blade, squeegee rear - front; polyurethane; 5 SL; 55.86l	Model: 8210	REF 100SG2822
Blade, squeegee rear - outer; red gum - from sn 00001177	Model: 8210	REF 100SG2820
Blade, squeegee rear - outer; sn 00000001 - 00001176	Model: 8210	REF 100SG2804
Blade, squeegee rear - outer; polyurethane; 64.13l	Model: 8210	REF 100SG2823
Blade, squeegee side - max pro 1000, 2 brush system	Model: 8210	REF 100SG2802
Blade, squeegee side - LH; max pro 1200, 3 brush system	Model: 8210	REF 100SG2815
Blade, squeegee side - LH; polyurethane; max pro 1000	Model: 8210	REF 100SG2827
Blade, squeegee side - LH; polyurethane; max pro 1200	Model: 8210	REF 100SG2829
Blade, squeegee side - RH; inner; neoprene; max pro 1200	Model: 8210	REF 100SG2810
Blade, squeegee side - RH; outer; neoprene; max pro 1200	Model: 8210	REF 100SG2809
Blade, squeegee side - RH; outer; polyurethane; max pro 1200	Model: 8210	REF 100SG2828

used for: **TENNANT** series: **8210**



VACUUM MOTOR

Motor, vacuum - hydraulic; scrubbing vacuum; ex 0.13 b 3000	Model: 8210	REF 100SG2799
Motor, vacuum - hydraulic; sweeping vacuum; ex 0.23 b 3000	Model: 8210	REF 100SG2801

used for: **TENNANT** series: **8300**



FILTER

Filter element, dust filter - 81 pleats	Model: 8300	REF 100SG2855
Filter element, hydraulic filter	Model: 8300	REF 100SG2901
Filter element, solution intake filter - 30 mesh; with guard	Model: 8300	REF 100SG2857
Filter element, solution intake filter - extended scrub system	Model: 8300	REF 100SG2891
Filter, vacuum motor - recovery tank	Model: 8300	REF 100SG2883



HOSE

Hose, vacuum - debris tray; length: 58,50"; max pro 1200; cylindrical brush; sn 00000001 - 00003545	Model: 8300	REF 100SG2884
Hose, vacuum - debris tray; max pro 1000; cylindrical brush; length: 35,00"; sn 00000001 - 00003545	Model: 8300	REF 100SG2892
Hose, vacuum - debris tray; max pro 1000; cylindrical brush; with 1 cuff; outer diameter: 1,00"; length: 23,00"; sn 00000001 - 00003545	Model: 8300	REF 100SG2765
Hose, vacuum - debris tray; max pro 1000; cylindrical brush; with 1 cuff; outer diameter: 2,00" or 50,8 mm; length: 26,00" or 660,4 mm - from sn 00003546	Model: 8300	REF 100SG2594
Hose, vacuum - debris tray; max pro 1000; cylindrical brush; with 1 cuff; outer diameter: 1,00"; length: 41,00" or 1041 mm	Model: 8300	REF 100SG2896
Hose, vacuum - debris tray; max pro 1000; cylindrical brush; with 2 cuff; outer diameter: 2,00"; length: 75,00" or 1905 mm - from sn 00003546	Model: 8300	REF 100SG2593
Hose, vacuum - fuel type: electric	Model: 8300	REF 100SG2895
Hose, vacuum - inner diameter: 0.16"; length: 5.00"; from sn 00010030	Model: 8300	REF 100SG2723
Hose, vacuum - length: 91,00"; tank to squeegee	Model: 8300	REF 100SG2880
Hose, vacuum - power wand; 118" or 2997,20 mm	Model: 8300	REF 100SG2946
Hose, vacuum - power wand; 124" or 3150,00 mm	Model: 8300	REF 100SG2961



MOTOR

Motor, main broom - 36 VDC; 1800 RPM; 0,9 HP	Model: 8300	REF 100SG2866
Motor, scrub brush - 36 VDC; 1,5 HP; 300 RPM; sn 00000001 - 00003244	Model: 8300	REF 100SG2885
Motor, scrub brush - 36 VDC; 1500 RPM; 1,5 HP; cylindrical; sn 00000001 - 00003887	Model: 8300	REF 100SG2872
Motor, scrub brush - 36 VDC; 30 A; 300 RPM; 0,73 kW	Model: 8300	REF 100SG2887
Motor, scrub brush - 36 VDC; 40 A; 300 RPM; 1,1 kw; from sn 00003245	Model: 8300	REF 100SG2899
Motor, scrub brush - 36 VDC; 40 A; 300 RPM; 1,1 kW; disc brush; heavy-duty; from sn 00003245	Model: 8300	REF 100SG2900
Motor, scrub brush - 36 VDC; 43 A; 1500 RPM; 1,1 kw; cylindrical - from sn 00003888	Model: 8300	REF 100SG2862



SQUEEGEE

Blade kit, squeegee - rear; rubber; max pro 1000	Model: 8300	REF 100SG2890
Blade kit, squeegee - rear; polyurethane; max pro 1000	Model: 8300	REF 100SG3007
Blade kit, squeegee - rear; polyurethane; max pro 1200	Model: 8300	REF 100SG3008
Blade kit, squeegee - RH; disc brush; max pro 1200; vacuumised	Model: 8300	REF 100SG2897
Blade, squeegee front - inner; polyurethane; max pro 1000	Model: 8300	REF 100SG2619
Blade, squeegee front - inner; polyurethane; max pro 1200	Model: 8300	REF 100SG2616
Blade, squeegee front - rear; polyurethane; max pro 1000	Model: 8300	REF 100SG2618
Blade, squeegee front - rear; polyurethane; max pro 1200	Model: 8300	REF 100SG2617
Blade, squeegee rear - front	Model: 8300	REF 100SG2881
Blade, squeegee rear - front; 48,0l; max pro 1200	Model: 8300	REF 100SG2888
Blade, squeegee rear - front; max pro 1000; tile	Model: 8300	REF 100SG2893
Blade, squeegee rear - front; max pro 1200; tile	Model: 8300	REF 100SG2894
Blade, squeegee rear - outer	Model: 8300	REF 100SG2882
Blade, squeegee rear - outer; max pro 1200	Model: 8300	REF 100SG2889
Blade, squeegee side - disc brush	Model: 8300	REF 100SG2879
Blade, squeegee side - RH; disc brush; max pro 1200; vacuumized	Model: 8300	REF 100SG2898

used for: **TENNANT** series: **8300**

Blade, squeegee side - polyurethane	Model: 8300	REF 100SG2610
-------------------------------------	--------------------	-------------------------------



VACUUM MOTOR

Motor, vacuum - 36 VDC; 2500 RPM; sn 00000001 - 00003581	Model: 8300	REF 100SG2759
Motor, vacuum - 36 VDC; 2500 RPM; sweeper; 0,75 HP - from sn 00003582	Model: 8300	REF 100SG2851
Motor, vacuum - 36 VDC; 550 W; 3 stage; fan and motor; fan and motor; squeegee; from sn 00003390	Model: 8300	REF 100SG3486
Motor, vacuum - 36 VDC; 550 W; from sn 00000001	Model: 8300	REF 100SG3430

used for: **TENNANT** series: **8400**



FILTER

Filter element, dust filter	Model: 8400	REF 100SG2701
-----------------------------	--------------------	--------------------------------------



HOSE

Hose, vacuum - 24" or 609,60 mm	Model: 8400	REF 100SG3500
Hose, vacuum - 93" or 2362,00 mm	Model: 8400	REF 100SG2976



MOTOR

Motor, main broom - hydraulic; gear; total length: 200,00 mm; from sn 00000001	Model: 8400	REF 100SG2984
Motor, scrub brush - center, LH, RH; Eaton	Model: 8400	REF 100SG2979



SQUEEGEE

Blade, squeegee rear - inner	Model: 8400	REF 100SG2982
Blade, squeegee rear - outer	Model: 8400	REF 100SG2981
Blade, squeegee side - LH	Model: 8400	REF 100SG2977
Blade, squeegee side - RH	Model: 8400	REF 100SG2978



SWEEPER/BRUSH

Sweeper brush, curb - 23" or 584,20 mm; iron wire; 3 SR	Model: 8400	REF 100SG3497
Sweeper brush, curb - 23" or 584,20 mm; nylon; 3 SR	Model: 8400	REF 100SG3411
Sweeper brush, curb - 23" or 584,20 mm; polypropylene; 3 SR	Model: 8400	REF 100SG3496
Sweeper brush, curb, main - 45" or 1143,00 mm; iron wire; 8 DR	Model: 8400	REF 100SG2949
Sweeper brush, main - 45" or 1143,00 mm; natural fiber-iron wire; 24 SR	Model: 8400	REF 100SG2936
Sweeper brush, main, curb - 45" or 1143,00 mm; nylon patrol; 5 DR	Model: 8400	REF 100SG2962
Sweeper brush, main - 45" or 1143,00 mm; nylon; 24 SR	Model: 8400	REF 100SG3492
Sweeper brush, main - 45" or 1143,00 mm; nylon; 8 DR	Model: 8400	REF 100SG3493
Sweeper brush, main, curb - 45" or 1143,00 mm; polypropylene; 5 DR	Model: 8400	REF 100SG2963
Sweeper brush, main - 45" or 1143,00 mm; polypropylene-iron wire; 8 DR	Model: 8400	REF 100SG3494



VACUUM MOTOR

Motor, vacuum - hydraulic; for vacuum fan group	Model: 8400	REF 100SG3491
Motor, vacuum - hydraulic; for vacuum system group; for scrubber	Model: 8400	REF 100SG2980

used for: **TENNANT** series: **8400**

used for: **TENNANT** series: **8410**



FILTER

Filter element, dust filter	Model: 8410	REF 100SG2722
Filter element, solution intake filter –from sn 00004434	Model: 8410	REF 100SG2734



HOSE

Hose, vacuum - 100" or 2540,00 mm	Model: 8410	REF 100SG2991
Hose, vacuum - 24" or 609,60 mm	Model: 8410	REF 100SG3500



MOTOR

Motor, main broom - hydraulic; gear; total length: 200,00 mm; from sn 00000001	Model: 8410	REF 100SG2984
Motor, scrub brush – center, LH, RH; Eaton	Model: 8410	REF 100SG2979

SQUEEGEE

Blade, squeegee rear - inner	Model: 8410	REF 100SG2989
Blade, squeegee rear - outer	Model: 8410	REF 100SG2990
Blade, squeegee side - RH	Model: 8410	REF 100SG2978



SWEEPER/BRUSH


Sweeper brush, curb - 23" or 584,20 mm; iron wire; 3 SR	Model: 8410	REF 100SG3497
Sweeper brush, curb - 23" or 584,20 mm; nylon; 3 SR	Model: 8410	REF 100SG3411
Sweeper brush, curb - 23" or 584,20 mm; polypropylene; 3 SR	Model: 8410	REF 100SG3496
Sweeper brush, curb, main - 45" or 1143,00 mm; iron wire; 8 DR	Model: 8410	REF 100SG2949
Sweeper brush, main - 45" or 1143,00 mm; natural fiber-iron wire; 24 SR	Model: 8410	REF 100SG2936
Sweeper brush, main, curb - 45" or 1143,00 mm; nylon patrol; 5 DR	Model: 8410	REF 100SG2962
Sweeper brush, main - 45" or 1143,00 mm; nylon; 24 SR	Model: 8410	REF 100SG3492
Sweeper brush, main - 45" or 1143,00 mm; nylon; 8 DR	Model: 8410	REF 100SG3493
Sweeper brush, main, curb - 45" or 1143,00 mm; polypropylene; 5 DR	Model: 8410	REF 100SG2963
Sweeper brush, main - 45" or 1143,00 mm; polypropylene-iron wire; 8 DR	Model: 8410	REF 100SG3494



VACUUM MOTOR

Motor, vacuum – hydraulic; with valve	Model: 8410	REF 100SG2992
Motor, vacuum – hydraulic; for vacuum system group; for scrubber	Model: 8410	REF 100SG2980

used for: **TENNANT** series: **215E**



FILTER

Filter element, dust filter	Model: 215E	REF 100SG3507
-----------------------------	--------------------	--------------------------------------



SWEEPER/BRUSH

Sweeper brush, curb - 8" or 203,20 mm; Perlon; 2 SR	Model: 215E	REF 100SG3454
Sweeper brush, curb - 8" or 203,20 mm; polypropylene; 2 SR	Model: 215E	REF 100SG3453
Sweeper brush, main - 36" or 914,40 mm; polypropylene; 8 SR	Model: 215E	REF 100SG3455
Sweeper brush, main - 36" or 914,40 mm; proex and wire; 8 SR	Model: 215E	REF 100SG3456

used for: **TENNANT** series: **215E**

used for: **TENNANT** series: **515SS**



FILTER

Filter element, dust filter - recovery tank	Model: 515SS	REF 100SG2837
---	---------------------	--------------------------------------



HOSE

Hose, vacuum - power wand; from sn 00000001	Model: 515SS	REF 100SG2945
Hose, vacuum - rear squeegee; recovery tank	Model: 515SS	REF 100SG2730
Hose, vacuum - side squeegee; from sn 00000001	Model: 515SS	REF 100SG2793
Hose, vacuum - from sn 00000001	Model: 515SS	REF 100SG2927



MOTOR

Motor, scrub brush - 36 VDC; 28 A; 2200 RPM; max pro 1000, 2 brush system and max pro 1200, 3 brush system	Model: 515SS	REF 100SG2728
Electromotor, scrub brush - heavy-duty	Model: 515SS	REF 100SG2729



SQUEEGEE

Blade, squeegee front - red gum; max pro 1200, 3 brush system	Model: 515SS	REF 100SG2792
Blade, squeegee rear - inner; neoprene; optional; from sn 00000001	Model: 515SS	REF 100SG2783
Blade, squeegee rear - outer; rubber; from sn 00000001	Model: 515SS	REF 100SG2775
Blade, squeegee side - RH; max pro 1200, 3 scrub brush system	Model: 515SS	REF 100SG2791



SWEEPER/BRUSH

Pad assembly, main scrubber brush - 16" or 406,40 mm; polypropylene; max pro 1200, 3 brush system	Model: 515SS	REF 100SG2777
Scrubber brush, main - 16" or 406,40 mm; nylon; 8 SR; max pro 1200, 3 brush system	Model: 515SS	REF 100SG2942
Scrubber brush, main - 16" or 406,40 mm; super arbasive; 7 SR; max pro 1200, 3 brush system	Model: 515SS	REF 100SG2943
Scrubber brush, main - 20" or 508,00 mm; nylon; 10 SR; max pro 1000, 2 brush system	Model: 515SS	REF 100SG2727
Scrubber brush, main - 20" or 508,00 mm; polypropylene; 10 SR; max pro 1000, 2 brush system	Model: 515SS	REF 100SG2726
Scrubber brush, main - 20" or 508,00 mm; Tynex; 9 SR; max pro 1000, 2 brush system	Model: 515SS	REF 100SG2725
Scrubber brush, main - 16" or 406,40 mm; polypropylene; 7 SR	Model: 515SS	REF 100SG2778
Sweeper brush, curb - 8" or 203,20 mm; polypropylene; 2 SR; max-pro 1200, 3 brush system	Model: 515SS	REF 100SG3000
Sweeper brush, main - 36" or 914,40 mm; polypropylene; 6 DR; max pro 1200 system	Model: 515SS	REF 100SG2794



VACUUM MOTOR

Motor, vacuum - 36 VDC; 550 W; from sn 00000001	Model: 515SS	REF 100SG3430
---	---------------------	--------------------------------------

used for: **TENNANT** series: **M20**


FILTER

Filter element, dust filter - hopper; replaced by 9003774; sn 00000001 - 00002280; used for: GM 1,6 L; fuel type: gasoline/LPG	Model: M20	REF 100SG2609
Filter element, dust filter - hopper; used for: Kubota; fuel type: diesel	Model: M20	REF 100SG2685



HOSE

Hose, squeegee - to recovery tank	Model: M20	REF 100SG2649
Hose, vacuum - 12" or 304,80 mm	Model: M20	REF 100SG2647
Hose, vacuum - 36" or 914,40 mm	Model: M20	REF 100SG2648
Hose, vacuum - inner diameter: 0.22"; length: 3.0"; from sn 00002000; used for: GM 1,6 L; fuel type: gasoline/LPG	Model: M20	REF 100SG2871
Hose, vacuum - rear squeegee; used for: Kubota; fuel type: diesel	Model: M20	REF 100SG2613
Hose, vacuum - with 2 cuff; wand; sn 00000001 - 00002406; used for: Kubota; fuel type: diesel	Model: M20	REF 100SG2965



MOTOR

Motor, scrub brush - hydraulic; used for: GM 1,6 L; fuel type: gasoline/LPG; Kubota; fuel type: Diesel	Model: M20	REF 100SG2974
--	-------------------	-------------------------------



SQUEEGEE

Blade, squeegee rear, front - inner; rubber	Model: M20	REF 100SG2608
Blade, squeegee rear - inner; polyurethane; 49.59l	Model: M20	REF 100SG2643
Blade, squeegee rear - outer; red gum	Model: M20	REF 100SG2646
Blade, squeegee rear - outer; polyurethane; 53.78l	Model: M20	REF 100SG2651
Blade, squeegee side - 24" or 609,60 mm; red gum - from sn 0179	Model: M20	REF 100SG2684
Blade, squeegee side - 24" or 609,60 mm; rubber - from sn 0179	Model: M20	REF 100SG2683
Blade, squeegee side - 24" or 609,60 mm; polyurethane; thickness: 5,00 mm - from sn 0179	Model: M20	REF 100SG2700
Blade, squeegee side - 24" or 609,60 mm; polyurethane; thickness: 9,60 mm - from sn 0179	Model: M20	REF 100SG2699
Blade, squeegee side - rubber; 37.08l	Model: M20	REF 100SG2645
Blade, squeegee side - polyurethane; 38.3l; optional	Model: M20	REF 100SG2650



SWEEPER/BRUSH

Sweeper brush, curb - 16" or 406,40 mm; nylon; 8 SR	Model: M20	REF 100SG2673
Sweeper brush, curb - 16" or 406,40 mm; polypropylene; 6 SR	Model: M20	REF 100SG2640
Sweeper brush, curb - 16" or 406,40 mm; polypropylene; 8 SR	Model: M20	REF 100SG2674
Sweeper brush, curb - 16" or 406,40 mm; Tynex; 7 SR	Model: M20	REF 100SG2675
Sweeper brush, curb - 40" or 1016,00 mm; Tynex; 10 TR; window	Model: M20	REF 100SG2703



VACUUM MOTOR

Motor, vacuum - hydraulic; scrubbing	Model: M20	REF 100SG3010
Motor, vacuum - hydraulic; for vacuum fan group	Model: M20	REF 100SG3491

used for: **TENNANT** series: **M30**



FILTER

Filter element, dust filter - hopper; used for: Kubota; fuel type: diesel	Model: M30	REF 100SG2685
---	-------------------	--------------------------------------



HOSE

Hose, squeegee - to recovery tank	Model: M30	REF 100SG2649
Hose, vacuum - 12" or 304,80 mm	Model: M30	REF 100SG2647
Hose, vacuum - 36" or 914,40 mm	Model: M30	REF 100SG2648
Hose, vacuum - inner diameter: 0.22"; length: 3.0"; from sn 00002000; used for: GM 1,6 L; fuel type: gasoline/LPG	Model: M30	REF 100SG2871
Hose, vacuum - rear squeegee; used for: Kubota; fuel type: diesel	Model: M30	REF 100SG2613



MOTOR

Motor, scrub brush - hydraulic; used for: GM 1,6 L; fuel type: gasoline/LPG; Kubota; fuel type: Diesel	Model: M30	REF 100SG2974
--	-------------------	--------------------------------------



SQUEEGEE

Blade, squeegee front - inner; red gum	Model: M30	REF 100SG2655
Blade, squeegee front - inner; polyurethane; optional	Model: M30	REF 100SG2665
Blade, squeegee rear - outer; red gum	Model: M30	REF 100SG2654
Blade, squeegee rear - outer; polyurethane; optional	Model: M30	REF 100SG2664
Blade, squeegee side - rubber; 37.08l	Model: M30	REF 100SG2645
Blade, squeegee side - red gum; sn 00000001 - 00001278	Model: M30	REF 100SG2624
Blade, squeegee side - polyurethane; 38.3l; optional	Model: M30	REF 100SG2650
Blade, squeegee side - polyurethane; sn 00000001 - 00001278	Model: M30	REF 100SG2642



SWEEPER/BRUSH


Sweeper brush, curb - 16" or 406,40 mm; nylon; 8 SR	Model: M30	REF 100SG2673
Sweeper brush, curb - 16" or 406,40 mm; polypropylene; 6 SR	Model: M30	REF 100SG2640
Sweeper brush, curb - 16" or 406,40 mm; polypropylene; 8 SR	Model: M30	REF 100SG2674
Sweeper brush, curb - 16" or 406,40 mm; Tynex; 7 SR	Model: M30	REF 100SG2675



VACUUM MOTOR

Motor, vacuum - hydraulic; scrubbing	Model: M30	REF 100SG3010
Motor, vacuum - hydraulic; for vacuum fan group	Model: M30	REF 100SG3491

used for: **TENNANT** series: **S10**



FILTER

Filter element, dust filter - panel type	Model: S10	REF 100SG2681
Filter element, dust filter - panel type; 406 x 660	Model: S10	REF 100SG2657



SWEEPER/BRUSH

Sweeper brush, curb - 8" or 203,20 mm; polypropylene; 2 SR; pre-sweep	Model: S10	REF 100SG2776
Sweeper brush, main - 26" or 660,40 mm; natural fiber-iron wire; 6 DR	Model: S10	REF 101SG3583
Sweeper brush, main - 26" or 660,40 mm; nylon; 6 DR	Model: S10	REF 101SG3585
Sweeper brush, main - 26" or 660,40 mm; polypropylene; 6 DR	Model: S10	REF 101SG3584

used for: **TENNANT** series: **S10**

used for: **TENNANT** series: **S12**

used for: **TENNANT** series: **S12**



FILTER

Filter element, dust filter	Model: S12	REF 100SG2867
-----------------------------	-------------------	--------------------------------------



MOTOR

Motor, main broom - 24 VDC; 220 VAC	Model: S12	REF 100SG2870
-------------------------------------	-------------------	--------------------------------------



SWEEPER/BRUSH

Sweeper brush, curb - 7" or 177,80 mm; polypropylene; 3 SR; standard	Model: S12	REF 101SG3587
Sweeper brush, main - 28" or 711,20 mm; natural fiber; 8 SR	Model: S12	REF 101SG3588
Sweeper brush, main - 28" or 711,20 mm; polypropylene; 8 SR	Model: S12	REF 101SG3586

used for: **TENNANT** series: **S20**



FILTER

Filter element, dust filter - panel type	Model: S20	REF 101SG3589
--	-------------------	--------------------------------------



MOTOR

Motor, main broom - hydraulic	Model: S20	REF 100SG2786
-------------------------------	-------------------	--------------------------------------



SWEEPER/BRUSH

Sweeper brush, curb - 23" or 584,20 mm; iron wire; 3 SR	Model: S20	REF 100SG3497
Sweeper brush, curb - 23" or 584,20 mm; nylon; 3 SR	Model: S20	REF 100SG3411
Sweeper brush, curb - 23" or 584,20 mm; polypropylene; 3 SR	Model: S20	REF 100SG3496
Sweeper brush, curb - dual	Model: S20	REF 100SG3015

used for: **TENNANT** series: **S20**

used for: **TENNANT** series: **S30**

used for: **TENNANT** series: **S30**



FILTER

Filter element, dust filter	Model: S30	REF 101SG3590
-----------------------------	-------------------	--------------------------------------



MOTOR

Motor, main broom - hydraulic; internal, from sn 00008248	Model: S30	REF 100SG3474
Motor, main broom - hydraulic; internal - from sn 00002134	Model: S30	REF 100SG2698



SWEEPER/BRUSH

Sweeper brush, curb - 13" or 330,20 mm; iron wire; 3 SR	Model: S30	REF 100SG2671
Sweeper brush, curb - 14" or 355,60 mm; nylon; 3 SR	Model: S30	REF 100SG2670
Sweeper brush, curb - 14" or 355,60 mm; polypropylene; 3 SR	Model: S30	REF 100SG2639
Sweeper brush, curb - LH; CI	Model: S30	REF 100SG3011
Sweeper brush, curb, main - 45" or 1143,00 mm; iron wire; 8 DR	Model: S30	REF 100SG2949
Sweeper brush, main - 45" or 1143,00 mm; natural fiber-iron wire; 24 SR	Model: S30	REF 100SG2936
Sweeper brush, main, curb - 45" or 1143,00 mm; nylon patrol; 5 DR	Model: S30	REF 100SG2962
Sweeper brush, main - 45" or 1143,00 mm; nylon; 24 SR	Model: S30	REF 100SG3492
Sweeper brush, main - 45" or 1143,00 mm; nylon; 8 DR	Model: S30	REF 100SG3493
Sweeper brush, main, curb - 45" or 1143,00 mm; polypropylene; 5 DR	Model: S30	REF 100SG2963
Sweeper brush, main - 45" or 1143,00 mm; polypropylene-iron wire; 8 DR	Model: S30	REF 100SG3494
Sweeper brush, curb; main - 45" or 1143,00 mm; sand wedge polypropylene; 30 SR	Model: S30	REF 100SG2832
Sweeper brush, main - 45" or 1143,00 mm; window polypropylene; 5 TR	Model: S30	REF 100SG3457

used for: **TENNANT** series: **S8**



FILTER

Filter element, dust filter – pre-filter kit	Model: S8	REF 100SG2957
Filter element, dust filter - standard; hospital grade	Model: S8	REF 100SG2954



MOTOR

Elektromotor, main broom – with gearbox; 12 V; Europe	Model: S8	REF 100SG2950
Elektromotor, main broom – with gearbox; USA, Japan	Model: S8	REF 100SG2952



SWEEPER/BRUSH

Sweeper brush, curb - 7" or 177,80 mm; polypropylene; 2 SR	Model: S8	REF 101SG3582
Sweeper brush, main - 20" or 508,00 mm; polypropylene; 8 SR	Model: S8	REF 101SG3581

used for: **TENNANT** series: **S8**

used for: **TENNANT** series: **T1**

used for: **TENNANT** series: **T1**



HOSE

Hose, vacuum - from squeegee; from sn 10000000 - 20000000; from sn 60000000 - 70000000	Model: T1	REF 100SG2661
Hose, vacuum - to tank; from sn 10000000 - 20000000; from sn 60000000 - 70000000	Model: T1	REF 100SG2662



MOTOR

Motor, scrub brush - 115 VDC; 2,5 A; 25 HP; 2400 RPM; model 120v; from sn 10507590 - 20000000; from sn 60012391 - 70000000	Model: T1	REF 100SG2653
Motor, scrub brush - 115 VDC; sn 10000000 - 10507589; sn 60000000 - 60012390	Model: T1	REF 100SG3017
Motor, scrub brush - 230 VDC; 1,3 A; 25 HP; 2400 RPM; model 230v; from sn 10507590 - 20000000; from sn 60012391 - 70000000	Model: T1	REF 100SG2656
Motor, scrub brush - 230 VDC - sn 10000000 - 10507589 - sn 60000000 - 60012390	Model: T1	REF 100SG3018



SQUEEGEE

Blade, squeegee front - inner; polyurethane; from sn 10000000 - 20000000; from sn 60000000 - 70000000	Model: T1	REF 100SG2697
Blade, squeegee front - outer; polyurethane; from sn 10000000 - 20000000; from sn 60000000 - 70000000	Model: T1	REF 100SG2686



SWEEPER/BRUSH

Scrubber brush, main - 15" or 381,00 mm; nylon; 12 SR; standard; cylindrical	Model: T1	REF 101SG3591
Scrubber brush, main - 15" or 381,00 mm; polypropylene; 12 SR; cylindrical	Model: T1	REF 101SG3592



VACUUM MOTOR

Motor, vacuum - 120 VAC; from sn 10000000 - 20000000; from sn 60000000 - 70000000	Model: T1	REF 100SG2658
Motor, vacuum - 240 VAC; from sn 10000000 - 20000000; from sn 60000000 - 70000000	Model: T1	REF 100SG2660

used for: **TENNANT** series: **T15**



FILTER

Filter element, dust filter	Model: T15	REF 100SG2768
Filter element, solution intake filter –from sn 00004434	Model: T15	REF 100SG2734
Filter element, solution intake filter - 40 mesh	Model: T15	REF 100SG2595



MOTOR

Motor, scrub brush - 36 VDC; 17 A; 1725 RPM; from sn 00007862	Model: T15	REF 100SG2850
---	-------------------	--------------------------------------

SQUEEGEE

Blade kit, squeegee - 36" or 914,40 mm; rubber	Model: T15	REF 100SG2772
Blade kit, squeegee - 36" or 914,40 mm; polyurethane; oil-resistant	Model: T15	REF 100SG3447
Blade, squeegee front - 36" or 914,40 mm; red gum	Model: T15	REF 100SG2770
Blade, squeegee front - 36" or 914,40 mm; red gum; 1 SL	Model: T15	REF 100SG2771
Blade, squeegee inner - 36" or 914,40 mm; front; oil-resistant	Model: T15	REF 100SG2762
Blade, squeegee rear - 36" or 914,40 mm; rubber	Model: T15	REF 100SG3441
Blade, squeegee rear - 36" or 914,40 mm; red gum; 49.37i	Model: T15	REF 100SG3440
Blade, squeegee rear - 32" or 812,80 mm; polyurethane; oil-resistant	Model: T15	REF 100SG3448
Blade, squeegee side – 28" or 711,20 mm; LH, RH, red gum, max pro 1000, 2 scrub brush system	Model: T15	REF 100SG2995



SWEEPER/BRUSH

Sweeper brush, curb - 8" or 203,20 mm; polypropylene; 2 SR	Model: T15	REF 101SG3604
Sweeper brush, curb - 8" or 203,20 mm; polypropylene; 2 SR; pre-sweep	Model: T15	REF 100SG2776
Sweeper brush, main - 32" or 812,80 mm; polypropylene; pre-sweep option; 6 DR	Model: T15	REF 100SG2919



VACUUM MOTOR

Motor, vacuum - 36 VDC; 550 W; 3 stage; fan and motor; fan and motor; squeegee; from sn 00003390	Model: T15	REF 100SG3486
--	-------------------	--------------------------------------

used for: **TENNANT** series: **T15**

used for: **TENNANT** series: **T16**


FILTER

Filter element, dust filter - 2.0 x 6.1 x 7.6	Model: T16	REF 100SG2659
---	-------------------	--------------------------------------



HOSE

Hose, drain; solution - black	Model: T16	REF 100SG2704
Hose, squeegee	Model: T16	REF 100SG2717



SQUEEGEE

Blade, squeegee front - gum; optional	Model: T16	REF 100SG2714
Blade, squeegee front - red gum; standard	Model: T16	REF 100SG2695
Blade, squeegee front - polyurethane; optional	Model: T16	REF 100SG2713
Blade, squeegee inner - gum	Model: T16	REF 100SG2707
Blade, squeegee inner - red gum	Model: T16	REF 100SG2693
Blade, squeegee inner - polyurethane 50D	Model: T16	REF 100SG2705
Blade, squeegee outer - gum	Model: T16	REF 100SG2708
Blade, squeegee outer - red gum dual	Model: T16	REF 100SG2702
Blade, squeegee outer - polyurethane 50D	Model: T16	REF 100SG2706
Blade, squeegee rear - gum; optional	Model: T16	REF 100SG2712
Blade, squeegee rear - red gum; standard	Model: T16	REF 100SG2689
Blade, squeegee rear - polyurethane; optional	Model: T16	REF 100SG2711
Blade, squeegee side - gum	Model: T16	REF 100SG2709
Blade, squeegee side - red gum	Model: T16	REF 100SG2694
Blade, squeegee side - polyurethane	Model: T16	REF 100SG2710



SWEEPER/BRUSH

Pad assembly, main scrubber brush - 13" or 330,20 mm; black; single piece; stripping	Model: T16	REF 100SG3002
Pad assembly, main scrubber brush - 13" or 330,20 mm; blue; single piece; scrubber	Model: T16	REF 100SG3003
Pad assembly, main scrubber brush - 13" or 330,20 mm; brown; single piece; stripping	Model: T16	REF 100SG3001
Pad assembly, main scrubber brush - 13" or 330,20 mm; single piece; surf prep	Model: T16	REF 100SG2687
Pad assembly, main scrubber brush - 13" or 330,20 mm; white; single piece; polishing	Model: T16	REF 100SG3004
Pad assembly, main scrubber brush - 18" or 457,20 mm; black; single piece; stripping	Model: T16	REF 100SG2836
Pad assembly, main scrubber brush - 18" or 457,20 mm; blue; single piece; scrubber	Model: T16	REF 100SG2719
Pad assembly, main scrubber brush - 18" or 457,20 mm; brown; single piece; stripping	Model: T16	REF 100SG2718
Pad assembly, main scrubber brush - 18" or 457,20 mm; red; single piece; buff	Model: T16	REF 100SG2720
Pad assembly, main scrubber brush - 18" or 457,20 mm; single piece; surf prep	Model: T16	REF 100SG2688
Pad assembly, main scrubber brush - 18" or 457,20 mm; white; single piece; polishing	Model: T16	REF 100SG2721
Scrubber brush, main - 34" or 863,60 mm; polyester; 20 SR; cylindrical	Model: T16	REF 100SG2692
Scrubber brush, main - 34" or 863,60 mm; super abrasive; 20 SR; cylindrical	Model: T16	REF 100SG2715
Scrubber brush, main - 35" or 889,00 mm; heavy-duty polypropylene; 20 SR; cylindrical	Model: T16	REF 100SG2691
Scrubber brush, main - 35" or 889,00 mm; polypropylene; 20 SR; cylindrical	Model: T16	REF 100SG2690



VACUUM MOTOR

Motor, vacuum - 36 VDC; 550 W; 3 stage	Model: T16	REF 100SG2696
--	-------------------	--------------------------------------

used for: **TENNANT** series: T2



FILTER

Filter element, solution intake filter – from sn mt2xxx00001	Model: T2	REF 100SG2596
--	------------------	--------------------------------------



HOSE

Hose, vacuum – from sn mt2xxx00001	Model: T2	REF 100SG2672
------------------------------------	------------------	--------------------------------------



MOTOR

Motor, scrub brush – 24 VDC; 200 RPM - from sn mt2xxx00001	Model: T2	REF 100SG2669
--	------------------	--------------------------------------

SQUEEGEE

Blade, squeegee front – gum; optional - from sn mt 2xxx00001	Model: T2	REF 100SG2677
Blade, squeegee front – red gum; optional - from sn mt2xxx00001	Model: T2	REF 100SG2668
Blade, squeegee front – polyurethane; standard - from sn mt2xxx00001	Model: T2	REF 100SG2678
Blade, squeegee rear – red gum; optional - from sn mt2xxx00001	Model: T2	REF 100SG2667
Blade, squeegee rear – rubber; optional - from sn mt2xxx00001	Model: T2	REF 100SG2679
Blade, squeegee rear – polyurethane; standard - from sn mt2xxx00001	Model: T2	REF 100SG2680



SWEEPER/BRUSH

Scrubber brush, main – 16" or 406,40 mm; nylon; 8 SR; white - from sn mt2xxx00001	Model: T2	REF 101SG3594
Scrubber brush, main – 16" or 406,40 mm; polypropylene; 8 SR; black - from sn mt2xxx00001	Model: T2	REF 101SG3593
Scrubber brush, main – abrasive; gray; from sn mt2xxx00001	Model: T2	REF 100SG3423



VACUUM MOTOR

Motor, vacuum – 24 VDC - from sn mt2xxx00001	Model: T2	REF 100SG3013
--	------------------	--------------------------------------

used for: **TENNANT** series: **T20**



FILTER

Filter assembly, hydraulic - 10 micron	Model: T20	REF 100SG2614
Filter element, air filter	Model: T20	REF 100SG2831
Filter element, fuel filter - fuel type: diesel	Model: T20	REF 100SG2607
Filter element, solution intake filter - 40 mesh	Model: T20	REF 100SG2595



HOSE

Hose, drain	Model: T20	REF 100SG2611
Hose, vacuum - power wand; 118" or 2997,20 mm	Model: T20	REF 100SG2946



SQUEEGEE

Blade, squeegee rear, front - inner; rubber	Model: T20	REF 100SG2608
Blade, squeegee rear - inner; polyurethane; 49.59l	Model: T20	REF 100SG2643
Blade, squeegee rear - outer; red gum	Model: T20	REF 100SG2646
Blade, squeegee rear - outer; polyurethane; 53.78l	Model: T20	REF 100SG2651



SWEEPER/BRUSH

Scrubber brush, main - 16" or 406,40 mm; super arbasive; 7 SR; max pro 1200, 3 brush system	Model: T20	REF 100SG2943
Scrubber brush, main - 40" or 1016,00 mm; heavy-duty polypropylene; 24 SR; cylindrical	Model: T20	REF 100SG2644
Scrubber brush, main - 40" or 1016,00 mm; polyester; 12 DR; cylindrical	Model: T20	REF 100SG2641
Scrubber brush, main - 40" or 1016,00 mm; polypropylene; 24 SR; cylindrical	Model: T20	REF 100SG2638
Scrubber brush, main - 40" or 1016,00 mm; super abrasive; 24 SR; cylindrical	Model: T20	REF 100SG2637
Sweeper brush, curb - 16" or 406,40 mm; polypropylene; 6 SR	Model: T20	REF 100SG2640

used for: **TENNANT** series: **T3**



HOSE

Hose, drain - recovery tank	Model: T3	REF 100SG3422
Hose, drain - solution tank	Model: T3	REF 100SG3418
Hose, vacuum	Model: T3	REF 100SG3419



MOTOR

Motor, curb broom - 24 VDC; 430,00 mm - from sn 04135	Model: T3	REF 100SG3424
Motor, curb broom - 24 VDC; 430,00 mm - from sn 04134	Model: T3	REF 100SG3508
Motor, curb broom - 24 VDC; head group; 500,00 mm	Model: T3	REF 100SG3413



SQUEEGEE

Blade, squeegee front - gum; optional	Model: T3	REF 100SG3420
Blade, squeegee front - 20" or 508,00 mm; red gum; standard	Model: T3	REF 100SG3417
Blade, squeegee front - 20" or 508,00 mm; oil-resistant; optional	Model: T3	REF 100SG3421
Blade, squeegee rear - 20" or 508,00 mm; gum; optional	Model: T3	REF 100SG2602
Blade, squeegee rear - 20" or 508,00 mm; red gum; standard	Model: T3	REF 100SG2600
Blade, squeegee rear - 20" or 508,00 mm; polyurethane; oil-resistant; optional	Model: T3	REF 100SG2603



SWEEPER/BRUSH

Pad assembly, main scrubber brush - 10" or 254,00 mm; hard face	Model: T3	REF 100SG3415
Scrubber brush, main - 10" or 254,00 mm; super abrasive; 5 SR; grey	Model: T3	REF 100SG3414
Scrubber brush, main - abrasive; gray; from sn mt2xxx00001	Model: T3	REF 100SG3423



VACUUM MOTOR

Motor, vacuum - 24 VDC	Model: T3	REF 100SG3425
Motor, vacuum - up to sn mt3...3054	Model: T3	REF 100SG3509

used for: **TENNANT** series: **T3**

used for: **TENNANT** series: **T5**



FILTER

Filter element, solution intake filter - 80 mesh	Model: T5	REF 100SG2604
--	------------------	--------------------------------------



HOSE

Hose, vacuum	Model: T5	REF 100SG3419
--------------	------------------	--------------------------------------



MOTOR

Motor, main broom; scrub brush - 24 VDC; 23 A; 1500 RPM; cylindrical	Model: T5	REF 100SG2953
--	------------------	--------------------------------------

SQUEEGEE

Blade, squeegee front - 20" or 508,00 mm; gum; optional	Model: T5	REF 100SG3420
Blade, squeegee front - 20" or 508,00 mm; red gum; standard	Model: T5	REF 100SG3417
Blade, squeegee front - 20" or 508,00 mm; oil-resistant; optional	Model: T5	REF 100SG3421
Blade, squeegee front - 24" or 609,60 mm; gum; optional	Model: T5	REF 100SG2625
Blade, squeegee front - 24" or 609,60 mm; red gum; standard	Model: T5	REF 100SG2615
Blade, squeegee front - 24" or 609,60 mm; polyurethane; optional	Model: T5	REF 100SG2626
Blade, squeegee front - 28" or 711,20 mm; gum; optional	Model: T5	REF 100SG2629
Blade, squeegee front - 28" or 711,20 mm; red gum; standard	Model: T5	REF 100SG2620
Blade, squeegee front - 28" or 711,20 mm; polyurethane; optional	Model: T5	REF 100SG2630
Blade, squeegee front - 32" or 812,80 mm; gum; optional	Model: T5	REF 100SG2633
Blade, squeegee front - 32" or 812,80 mm; red gum; standard	Model: T5	REF 100SG2622
Blade, squeegee front - 32" or 812,80 mm; polyurethane; optional	Model: T5	REF 100SG2634
Blade, squeegee rear - 20" or 508,00 mm; gum; optional	Model: T5	REF 100SG2602
Blade, squeegee rear - 20" or 508,00 mm; red gum; standard	Model: T5	REF 100SG2600
Blade, squeegee rear - 20" or 508,00 mm; polyurethane; oil-resistant; optional	Model: T5	REF 100SG2603
Blade, squeegee rear - 24" or 609,60 mm; gum; optional	Model: T5	REF 100SG2627
Blade, squeegee rear - 24" or 609,60 mm; red gum; standard	Model: T5	REF 100SG2612
Blade, squeegee rear - 24" or 609,60 mm; polyurethane; optional	Model: T5	REF 100SG2628
Blade, squeegee rear - 28" or 711,20 mm; gum; optional	Model: T5	REF 100SG2631
Blade, squeegee rear - 28" or 711,20 mm; red gum; standard	Model: T5	REF 100SG2621
Blade, squeegee rear - 28" or 711,20 mm; polyurethane; optional	Model: T5	REF 100SG2632
Blade, squeegee rear - 32" or 812,80 mm; gum; optional	Model: T5	REF 100SG2635
Blade, squeegee rear - 32" or 812,80 mm; red gum; standard	Model: T5	REF 100SG2623
Blade, squeegee rear - 32" or 812,80 mm; polyurethane; optional	Model: T5	REF 100SG2636

SWEEPER/BRUSH

Sweeper brush, curb - 11" or 279,40 mm; nylon; 4 SR	Model: T5	REF 101SG3602
Sweeper brush, curb - 11" or 279,40 mm; nylon; 5 SR	Model: T5	REF 101SG3598
Sweeper brush, curb - 11" or 279,40 mm; polypropylene; 5 SR	Model: T5	REF 101SG3599
Sweeper brush, curb - 13" or 330,20 mm; polypropylene; 7 SR	Model: T5	REF 101SG3603
Sweeper brush, curb - 15" or 381,00 mm; polypropylene; 7 SR	Model: T5	REF 101SG3601
Sweeper brush, curb - 16" or 406,40 mm; nylon; 8 SR	Model: T5	REF 101SG3600
Sweeper brush, main - 26" or 660,40 mm; nylon; 9 DR	Model: T5	REF 101SG3596
Sweeper brush, main - 26" or 660,40 mm; polypropylene; 18 SR	Model: T5	REF 101SG3597
Scrubber brush, main - 32" or 812,80 mm; nylon; 18 SR; cylindrical	Model: T5	REF 100SG2744
Sweeper brush, main - 31" or 787,40 mm; polypropylene; 18 SR; cylindrical	Model: T5	REF 100SG2847



VACUUM MOTOR

Motor, vacuum - 24 VDC; 550 W	Model: T5	REF 100SG3009
-------------------------------	------------------	--------------------------------------

used for: **TENNANT** series: **T7**


FILTER

Filter element, dust filter - recovery tank	Model: T7	REF 100SG2837
Filter element, solution intake filter - 80 mesh; strainer	Model: T7	REF 100SG2925



HOSE

Hose, squeegee - fuel type: electric	Model: T7	REF 100SG2605
Hose, vacuum - fuel type: electric	Model: T7	REF 100SG2599



MOTOR

Motor, scrub brush - 24 VDC; 19 A; 260 RPM; disk	Model: T7	REF 100SG2592
Motor, main broom; scrub brush - 24 VDC; 23 A; 1500 RPM; cylindrical	Model: T7	REF 100SG2953

SQUEEGEE

Blade kit, squeegee - 26" or 650,00 mm; polyurethane; oil-resistant; rear	Model: T7	REF 100SG2916
Blade kit, squeegee - 26" or 660,40 mm; CI	Model: T7	REF 100SG3005
Blade kit, squeegee - 26" or 660,40 mm; tile	Model: T7	REF 100SG2918
Blade kit, squeegee - 32" or 812,80 mm; CI	Model: T7	REF 100SG3006
Blade kit, squeegee - 32" or 812,80 mm; tile; rear	Model: T7	REF 100SG2917
Blade kit, squeegee - 32" or 812,80 mm; polyurethane; oil-resistant; rear	Model: T7	REF 100SG2915
Blade, squeegee front - 28" or 711,20 mm; rubber	Model: T7	REF 100SG2908
Blade, squeegee front - 28" or 711,20 mm; oil-resistant; 35.0l	Model: T7	REF 100SG2911
Blade, squeegee front - 32" or 812,80 mm; rubber	Model: T7	REF 100SG2904
Blade, squeegee front - 32" or 812,80 mm; oil-resistant; 41.5l	Model: T7	REF 100SG2913
Blade, squeegee rear - 28" or 711,20 mm; gum rubber; 37.5l	Model: T7	REF 100SG2906
Blade, squeegee rear - 28" or 711,20 mm; rubber	Model: T7	REF 100SG2907
Blade, squeegee rear - 28" or 711,20 mm; oil-resistant; 37.0l	Model: T7	REF 100SG2912
Blade, squeegee rear - 32" or 812,80 mm; gum rubber; 44l	Model: T7	REF 100SG2905
Blade, squeegee rear - 32" or 812,80 mm; rubber	Model: T7	REF 100SG2903
Blade, squeegee rear - 32" or 812,80 mm; oil-resistant; 44l	Model: T7	REF 100SG2914
Blade, squeegee side - 28" or 711,20 mm; LH, RH, red gum, max pro 1000, 2 scrub brush system	Model: T7	REF 100SG2995



SWEEPER/BRUSH

Scrubber brush, main - 28" or 711,20 mm; nylon; 18 SR; cylindrical	Model: T7	REF 100SG2741
Sweeper brush, main - 28" or 711,20 mm; polypropylene; 18 SR; cylindrical	Model: T7	REF 100SG2846
Scrubber brush, main - 28" or 711,20 mm; Tynex; abrasive; 18 SR; cylindrical	Model: T7	REF 100SG2742



VACUUM MOTOR

Motor, vacuum - 24 VDC; with fan	Model: T7	REF 100SG2601
----------------------------------	------------------	--------------------------------------



USED FOR
WETROK

used for: **WETROK** series: **DUOMATIC 500**

used for: **WETROK** series: **DUOMATIC 500**



FILTER

Filter, solution inline	Model: DUOMATIC 500	REF 100SG3225
-------------------------	----------------------------	--------------------------------------



HOSE

Hose, drain	Model: DUOMATIC 500	REF 100SG3021
Hose, vacuum	Model: DUOMATIC 500	REF 100SG3020

SQUEEGEE

Blade, squeegee inner - 27" or 685,80 mm; rubber	Model: DUOMATIC 500	REF 100SG3231
Blade, squeegee outer - 27" or 685,80 mm; polyurethane	Model: DUOMATIC 500	REF 100SG3230
Blade, squeegee rear - 27" or 685,80 mm; polyurethane	Model: DUOMATIC 500	REF 100SG3229
Blade, squeegee side - 11" or 279,40 mm; rubber	Model: DUOMATIC 500	REF 100SG3233
Blade, squeegee side - 19" or 482,60 mm; rubber	Model: DUOMATIC 500	REF 100SG3232



SWEEPER/BRUSH

Scrubber brush, main - 9" or 228,60 mm; natural fiber; 4 SR	Model: DUOMATIC 500	REF 100SG3228
Scrubber brush, main - 9" or 228,60 mm; polypropylene 0,3; 4 SR	Model: DUOMATIC 500	REF 100SG3227
Scrubber brush, main - 9" or 228,60 mm; polypropylene 0,6; 4 SR	Model: DUOMATIC 500	REF 100SG3226



VACUUM MOTOR

Motor, vacuum	Model: DUOMATIC 500	REF 101SG3605
---------------	----------------------------	--------------------------------------

used for: **WETROK** series: **TORNADO**



FILTER

Filter element, air filter	Model: TORNADO	REF 100SG3240
Filter element, dust filter	Model: TORNADO	REF 100SG3239



SQUEEGEE

Blade kit, squeegee	Model: TORNADO	REF 100SG3238
---------------------	-----------------------	--------------------------------------



SWEEPER/BRUSH

Sweeper brush, curb - polypropylene	Model: TORNADO	REF 100SG3234
Sweeper brush, curb - standard; tornado	Model: TORNADO	REF 100SG3236
Sweeper brush, main - premium	Model: TORNADO	REF 100SG3235
Sweeper brush, main - tampico	Model: TORNADO	REF 100SG3237

used for: **WETROK** series: **TORNADO**

used for: **WETROK** series: **TORNADO B/PX**

used for: **WETROK** series: **TORNADO B/PX**



FILTER

Filter element, air filter	Model: TORNADO B/PX	REF 100SG3240
Filter element, dust filter	Model: TORNADO B/PX	REF 100SG3239



SQUEEGEE

Blade kit, squeegee	Model: TORNADO B/PX	REF 100SG3238
---------------------	----------------------------	--------------------------------------



SWEEPER/BRUSH

Sweeper brush, curb - polypropylene	Model: TORNADO B/PX	REF 100SG3234
Sweeper brush, curb - standard; tornado	Model: TORNADO B/PX	REF 100SG3236
Sweeper brush, main - premium	Model: TORNADO B/PX	REF 100SG3235
Sweeper brush, main - tampico	Model: TORNADO B/PX	REF 100SG3237









UNIVERSAL PARTS & WORKSHOP ACCESSORIES

STANDARD FLOOR PADS			
	Color	Type	Description
	White	Polishing Buffing	'Wet look'-finish Suitable for any floor type
	Pink	Buffing Cleaning	Removes light markings Suitable for any floor type
	Red	Cleaning	Used for spray-cleaning Removes light markings High-gloss effect Suitable for any floor type
	Blue	Heavy-duty cleaning	For use with detergents
	Green	Scrubbing	Removes heavy markings For wet use and use on heavily contaminated floors
	Brown	Stripping	Restores heavily contaminated floors Suitable for any floor type
	Black	Stripping	Classic stripping For use with detergents Restores contaminated floors Removes emulsion coating

STANDARD FLOOR PADS

Ø	REF White	REF Red	REF Blue	REF Green	REF Brown	REF Black	REF Nat grey	REF Tan
152 mm - 06"	101SG5000	101SG5022	101SG5044	101SG5066	101SG5088	101SG5111		101SG5146
165 mm - 6,5"	101SG5001	101SG5023	101SG5045	101SG5067	101SG5089	101SG5112		101SG5023
180 mm - 07"	101SG5002	101SG5024	101SG5046	101SG5068	101SG5090	101SG5113		101SG5024
203 mm - 08"	101SG5003	101SG5025	101SG5047	101SG5069	101SG5091	101SG5114		101SG5025
230 mm - 09"	101SG5004	101SG5026	101SG5048	101SG5070	101SG5092	101SG5115		101SG5026
254 mm - 10"	101SG5005	101SG5027	101SG5049	101SG5071	101SG5093	101SG5105		101SG5147
280 mm - 11"	101SG5006	101SG5028	101SG5050	101SG5072	101SG5094	101SG5116		101SG5148
305 mm - 12"	101SG5007	101SG5029	101SG5051	101SG5073	101SG5095	101SG5117		101SG5149
330 mm - 13"	101SG5008	101SG5030	101SG5052	101SG5074	101SG5096	101SG5118	101SG5132	101SG5150
356 mm - 14"	101SG5009	101SG5031	101SG5053	101SG5075	101SG5097	101SG5119	101SG5133	101SG5151
381 mm - 15"	101SG5010	101SG5032	101SG5054	101SG5076	101SG5098	101SG5120	101SG5134	101SG5152
406 mm - 16"	101SG5011	101SG5033	101SG5055	101SG5077	101SG5099	101SG5121	101SG5135	101SG5153
432 mm - 17"	101SG5012	101SG5034	101SG5056	101SG5078	101SG5100	101SG5122	101SG5136	101SG5154
457 mm - 18"	101SG5013	101SG5035	101SG5057	101SG5079	101SG5101	101SG5123	101SG5137	101SG5155
483 mm - 19"	101SG5014	101SG5036	101SG5058	101SG5080	101SG5102	101SG5124	101SG5138	101SG5156
508 mm - 20"	101SG5015	101SG5037	101SG5059	101SG5081	101SG5103	101SG5125	101SG5139	101SG5157
533 mm - 21"	101SG5016	101SG5038	101SG5060	101SG5082	101SG5104	101SG5126	101SG5140	101SG5158
559 mm - 22"	101SG5017	101SG5039	101SG5061	101SG5083	101SG5106	101SG5127	101SG5141	101SG5159
584 mm - 23"	101SG5018	101SG5040	101SG5062	101SG5084	101SG5107	101SG5128	101SG5142	101SG5160
610 mm - 24"	101SG5019	101SG5041	101SG5063	101SG5085	101SG5108	101SG5129	101SG5143	101SG5161
685 mm - 27"	101SG5020	101SG5042	101SG5064	101SG5086	101SG5109	101SG5130	101SG5144	101SG5162
711 mm - 28"	101SG5021	101SG5043	101SG5065	101SG5087	101SG5110	101SG5131	101SG5145	101SG5163








Send us a list of your common references and we will send you a personalised offer!

HIGH-SPEED PADS			
	Color	Type	Description
	Ivory	Polishing	Soft finish For use on dry floors
	Light blue	Polishing Buffing	Super polyvalent finishing disc Extremely qualitative finish
	Natural grey	Polishing Buffing	High-gloss finish The natural and durable fibres are perfect for harder finishes
	Peach	Polishing Buffing	Removes light markings and restores gloss in one go
	Turquoise	Buffing	High-gloss finish Soft or medium finish Frequent use
	Natural white	Buffing	High-gloss finish More flexible disc than the natural grey version

HIGH-SPEED PADS

Ø	REF White	REF Red	REF Blue	REF Green	REF Brown	REF Black	REF Nat grey	REF Tan
152 mm - 06"	101SG5164	101SG5185	101SG5207	101SG5229	101SG5251	101SG5274		101SG5309
165 mm - 6,5"	101SG5165	101SG5186	101SG5208	101SG5230	101SG5252	101SG5275		101SG5310
180 mm - 07"	101SG5166	101SG5187	101SG5209	101SG5231	101SG5253	101SG5276		101SG5311
203 mm - 08"	101SG5167	101SG5188	101SG5210	101SG5232	101SG5254	101SG5277		101SG5312
230 mm - 09"	101SG5168	101SG5189	101SG5211	101SG5233	101SG5255	101SG5278		101SG5313
254 mm - 10"	101SG5169	101SG5190	101SG5212	101SG5234	101SG5256	101SG5268		101SG5314
280 mm - 11"	101SG5170	101SG5191	101SG5213	101SG5235	101SG5257	101SG5279		101SG5315
305 mm - 12"	101SG5171	101SG5192	101SG5214	101SG5236	101SG5258	101SG5280		101SG5316
330 mm - 13"	101SG5172	101SG5193	101SG5215	101SG5237	101SG5259	101SG5281	101SG5295	101SG5317
356 mm - 14"	101SG5173	101SG5194	101SG5216	101SG5238	101SG5260	101SG5282	101SG5296	101SG5318
381 mm - 15"	101SG5409	101SG5195	101SG5217	101SG5239	101SG5261	101SG5283	101SG5297	101SG5319
406 mm - 16"	101SG5174	101SG5196	101SG5218	101SG5240	101SG5262	101SG5284	101SG5298	101SG5320
432 mm - 17"	101SG5175	101SG5197	101SG5219	101SG5241	101SG5263	101SG5285	101SG5299	101SG5321
457 mm - 18"	101SG5176	101SG5198	101SG5220	101SG5242	101SG5264	101SG5286	101SG5300	101SG5322
483 mm - 19"	101SG5177	101SG5199	101SG5221	101SG5243	101SG5265	101SG5287	101SG5301	101SG5323
508 mm - 20"	101SG5178	101SG5200	101SG5222	101SG5244	101SG5266	101SG5288	101SG5302	101SG5324
533 mm - 21"	101SG5179	101SG5201	101SG5223	101SG5245	101SG5267	101SG5289	101SG5303	101SG5325
559 mm - 22"	101SG5180	101SG5202	101SG5224	101SG5246	101SG5269	101SG5290	101SG5304	101SG5326
584 mm - 23"	101SG5181	101SG5203	101SG5225	101SG5247	101SG5270	101SG5291	101SG5305	101SG5327
610 mm - 24"	101SG5182	101SG5204	101SG5226	101SG5248	101SG5271	101SG5292	101SG5306	101SG5328
685 mm - 27"	101SG5183	101SG5205	101SG5227	101SG5249	101SG5272	101SG5293	101SG5307	101SG5329
711 mm - 28"	101SG5184	101SG5206	101SG5228	101SG5250	101SG5273	101SG5294	101SG5308	101SG5330



Ø	REF Pink	REF Ivory	REF Peach	REF Light blue	REF Nat grey light
152 mm - 06"	101SG5331				
165 mm - 6,5"	101SG5332				
180 mm - 07"	101SG5333				
203 mm - 08"	101SG5334				
230 mm - 09"	101SG5335				
254 mm - 10"	101SG5336				
280 mm - 11"	101SG5337				
305 mm - 12"	101SG5338				
330 mm - 13"	101SG5339	101SG5353	101SG5367	101SG5381	101SG5395
356 mm - 14"	101SG5340	101SG5354	101SG5368	101SG5382	101SG5396
381 mm - 15"	101SG5341	101SG5355	101SG5369	101SG5383	101SG5397
406 mm - 16"	101SG5342	101SG5356	101SG5370	101SG5384	101SG5398
432 mm - 17"	101SG5343	101SG5357	101SG5371	101SG5385	101SG5399
457 mm - 18"	101SG5344	101SG5358	101SG5372	101SG5386	101SG5400
483 mm - 19"	101SG5345	101SG5359	101SG5373	101SG5387	101SG5401
508 mm - 20"	101SG5346	101SG5360	101SG5374	101SG5388	101SG5402
533 mm - 21"	101SG5347	101SG5361	101SG5375	101SG5389	101SG5403
559 mm - 22"	101SG5348	101SG5362	101SG5376	101SG5390	101SG5404
584 mm - 23"	101SG5349	101SG5363	101SG5377	101SG5391	101SG5405
610 mm - 24"	101SG5350	101SG5364	101SG5378	101SG5392	101SG5406
685 mm - 27"	101SG5351	101SG5365	101SG5379	101SG5393	101SG5407
711 mm - 28"	101SG5352	101SG5366	101SG5380	101SG5394	101SG5408

ROLLERS				
	Material	Outer diameter x width mm	Suitable for	REF
	Nylon	34 x 34	Tennant	101SG3665
	Rubber	48,5 x 17,8	Dulevo Hako Minuteman Powerboss	101SG3666
	Polyurethane	50 x 20	Tennant	101SG3667
	Polyurethane	75 x 24	Hako	101SG3668
	Nylon	75 x 63	Minuteman Powerboss	101SG3669
	Rubber	76 x 25	Dulevo Tennant	101SG3670
	Plastic	81 x 20	Hako Minuteman Powerboss	101SG3671


LOAD WHEELS					
	Material	Material rim	Outer diameter x width rim mm	Suitable for	REF
	Nylon		102 x 25	Advance American lincoln Nilfisk	101SG3672
	Rubber	Nylon	150 x 32	Hako Minuteman	101SG3673
	Rubber	Plastic	200 x 50	Hako	101SG3674
	Rubber	Nylon	203 x 51	Tennant	101SG3675
	Rubber	Plastic	205 x 43	Advance Nilfisk	101SG3676

LOAD WHEELS					
	Material	Material rim	Outer diameter x width rim mm	Suitable for	REF
	Polyurethane	Aluminium	213 x 52	Tennant	101SG3677
	Rubber	Aluminium	250 x 60	Advance Nilfisk	101SG3678
	Rubber	Steel	250 x 60	Kärcher	101SG3680
	Rubber	Cast iron	305 x 89	Tennant	101SG3681
	Rubber	Steel	310 x 100	Advance Nilfisk	101SG3682
	Polyurethane	Cast iron	310 x 120	Hako Minuteman Powerboss	101SG3683
	Polyurethane	Cast iron	310 x 120	Hako Powerboss	101SG3684
	Rubber	Steel	355 x 88	Advance Nilfisk	101SG3685
	Rubber	Steel	406 x 82	Advance American lincoln Nilfisk	101SG3686
	Rubber	Cast iron	406 x 89	Tennant	101SG3687
	Rubber	Cast iron	408 x 127	Tennant	101SG3688
	Rubber	Cast iron	413 x 152	Tennant	101SG3689
	Rubber	Cast iron	413 x 152,4	Tennant	101SG3690

LOAD WHEELS

	Material	Material rim	Outer diameter x width rim mm	Suitable for	REF
	Rubber	Cast iron	457 x 127	Tennant	101SG3691
	Rubber		77 x 22	Tennant	101SG3692

PRESS-ON WHEELS

	Material	Material rim	Outer diameter x width x inner diameter mm	Suitable for	REF
	Soft polyurethane	Steel cylindrical	412 x 152 x 284	Advance Nilfisk	101SG3693

SEATS



We have a complete range of seats and accessories for all major brands of sweepers and scrubbers.

SUCTION PIPES



Sold per meter

Inner diameter mm	Outer diameter mm	REF
32	38	101SG5410
38	44	101SG5411
51	57	101SG5412

FITTINGS



Diameter mm	REF
32	101SG5413
38	101SG5414
51	101SG5415

CABLES



With plug

Cable	Length m	REF
2 cores x 1 mm ²	15	101SG5416
3 cores x 1,5 mm ²	15	101SG5417

MAGNETIC SWEEPER



**Eliminate nails
Eliminate scrap steel
Prevent flat tyres**

Properties:

- High-quality magnets that are built to last
- Designed for all purposes and heavy-duty use
- Eliminate iron objects and steel trash from service/maintenance areas, lots, ramps and loading docks
- Designed for easy mounting on tow tractors, forklifts, etc.
- Used where steel waste causes costly damage to tyres, equipment and/or can injure employees
- Constructed from quality permanent magnets encased in an aluminium housing
- Exclusive insulation process used to prevent internal damage on impact

REF [101SG5418](#)



2 available types: one designed to fit onto the forks and the other to be attached under the counterweight.

Type 1: To attach under the counterweight.

Length x width x height mm	Ground clearance mm	REF
127 x 915 x 45	25-75	101SG5418
127 x 915 x 78	25-125	101SG5419

Type 2: To fit onto the forks.

Width x height mm	Max fork section mm	REF
1200 x 80	170 x 60	101SG5420



REF [101SG5420](#)

LAZY SWEEPER® BROOM



Sweep your way through dust and dirt!



Properties:

- Highly durable – no moving parts that can break down
- Low cost of ownership: low bristle wear for a long lifespan – sweep up to 700 km before changing bristles
- Simple to use: can be fitted onto the vehicle in a few seconds
- Sweeps large areas efficiently: high output with low running costs
- Able to push bulk wares: mulch, timber scraps, plastic, granules, aggregates, etc. (Type M and L)
- Easy to change the bristles

Available in different types:

Lazy Sweeper S:

- A lightweight, yet high-performance broom
- Ideal for light-duty applications

Lazy Sweeper M:

- Designed for medium to heavy sweeping
- The Lazy Sweeper M has eight bristle rows, suitable for industrial sweeping in- and outdoors, with integrated fork mount

Lazy Sweeper L:

- Heavy-duty sweeper with eleven rows of bristles for maximum sweeping power, suitable for the toughest sweeping requirements

Technical information:

Model	Width mm	Bristle rows	Weight kg	Max fork section mm	Distance between the forks mm	Bristle height mm	REF
Lazy Sweeper S	1206	5	20	125 x 35	345	200	101SG5421
Lazy Sweeper M	1500	8	82	212 x 70	313	280	101SG5850
Lazy Sweeper L	1830	11	120	210 x 80	458	280	101SG5851

All replacement parts available.

SMARTSWEEP® FLOOR SWEEPER

SmartSweep®



Save a lot of time and work by using the SmartSweep

- Mechanical sweeper: can be used on diesel, LPG and electric lift trucks
- Designed for in- and outdoor use (dry conditions)
- Collects dirt and rocks

Technical information:

- Sweeping width: 1524 mm
- Main brush width: 965 mm
- Main brush diameter: 305 mm
- Side brush diameter: 458 mm
- Waste collector capacity: 400 kg

- Waste collector content: 255 litres
- Pneumatic tyres: 136 x 464 mm
- Maximum fork dimensions: (W x T x L): 230 mm x 80 mm x length unrestricted
- Maximum fork spread measured over the forks: 510 mm
- Outside sweeper dimensions: (W x L x H): 1524 x 1749 x 936 mm
- Weight: 473 kg

REF 101SG5424



REF 101SG5427

You can also equip your SmartSweep with a bumper kit:

REF 101SG5427

This way you not only protect your SmartSweep but also your warehouse.

The bumper kit consists of 3 bumpers:

- 2 x REF 101SG5425
- 1 x REF 101SG5426

You can easily and quickly attach the bumpers by means of powerful magnets.



REF 101SG5425



REF 101SG5426

HYDRO SWEEPER



Your ideal partner for dust-free cleaning



Properties:


- Cylindrical brush fully enclosed: dust-free sweeping guaranteed
- Integrated main and side brush drive
- Main cylindrical brush (1550 mm sweeping width), pendulum suspension
- V-shaped cylindrical brush (better filling of the waste collector)
- All functions can be operated by 1 double-acting valve

Technical information:

- Width: 1550 mm
- Diameter side brush: 530 mm
- Weight: 390 kg
- Operating pressure: maximum 180 bar
- Oil flow: minimum 15 litres/minute

Description	REF
With waterjet system 12 V	101SG5428
With waterjet system 24 V	101SG5429
Without waterjet system	101SG5852

The Hydro Sweeper is an attachment for your lift truck that you can use to clean your floor by means of a waterjet system. You can easily and quickly fit it onto most lift trucks. The bristles are also hydraulically driven and the waste collector is hydraulically emptied.



Side brush

- Folding
- Material: polypropylene
- Diameter: 600 mm



3-dimensional floating suspension

- Max fork section: 165 x 55 mm
- Min distance between the forks: 380 mm



Water tank 200 l
5 waterjets

All replacement parts available.

MINI SWEEPER




Active cleaning with this compact manual sweeper

Properties:

- Easy to operate
- Collects various types of dust and debris: paper, stone, wood, glass, leaves ...
- Application areas: apartments, car parkings, fuel stations, industries, plants and township roads, warehouses ...
- The side brush thoroughly sweeps the dirt from corners and borders directly into the path of the wide cylindrical brush
- The dirt collector bin is easy to remove
- The position of the handle can be adjusted thanks to its ergonomic design
- Borders and stairs are not a problem thanks to the large wheels at the rear of the machine

Technical information:

- Sturdy, durable and lightweight
- Sweeping width (without/with side brush): 460/650 mm
- Sweeping capacity: 2600 m²/h
- Collector bin volume: 40 l
- Weight: 26 kg
- Width (without/with side brush): 725/785 mm
- Length (without/with side brush): 800/1000 mm
- Height (without/with handle): 400/1020 mm

REF 101SG5867

Get started with the practical Mini Sweeper for small in- and outdoor areas.

All replacement parts available.

MAXI SWEEPER



Efficient cleaning with the Maxi sweeper for your Manitou telehandler

Properties:

- Built-in hydraulic motor
- Based on a galvanised collector bin with a blade made of wear-resistant HB400 which easily scrapes off sticky soil
- High collection capacity
- Easy to empty by tipping the collector bin
- Height adjustment of the sweeper brush by means of 2 adjustable supports inside the collector bin
- Brush made of synthetic material or mixed synthetic/steel

Technical information:

Type 1:

Brush material: synthetic

Brush sweeper	REF
1800 mm	101SG5430
2000 mm	101SG5431
2200 mm	101SG5432
2400 mm	101SG5433
2600 mm	101SG5434
2800 mm	101SG5435

Type 2:

Brush material: mixed synthetic/steel

Brush sweeper	REF
1800 mm	101SG5436
2000 mm	101SG5437
2200 mm	101SG5441
2400 mm	101SG5438
2600 mm	101SG5439
2800 mm	101SG5440

Efficient and quick solution for cleaning shop floors and large surfaces.



All replacement parts available. We offer the Maxi Sweeper and all parts for other brands as well.

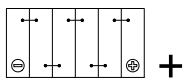
Please contact your sales team for more information.

DEEP-CYCLE BATTERIES FOR SCRUBBERS & SWEEPERS

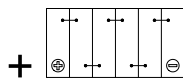


Type	Capacity (20 h) Ah	Capacity (5 h) Ah	Length (X) x width (Y) x height (H) mm	Weight kg	Layout	Terminal type	Pro eye	REF
Voltage: 6 V								
GC2E-HD	205	170	260 x 179 x 278	25,4	0	DT	no	101SG4092
GC2-HD	220	180	260 x 179 x 278	27,2	0	DT	no	101SG4093
GC2C-HD	235	190	260 x 179 x 278	28,6	0	DT	no	101SG4094
GD2B-HD	240	195	260 x 179 x 278	30,8	0	DT	no	101SG4095
6DCS195	240	195	245 x 191 x 273	29,0	0	1	no	101SG4096
GC2H-HD	260	215	260 x 183 x 295	34,0	0	DT	no	101SG4097
S3H	250	200	298 x 183 x 283	33,1	0	DT	no	101SG4098
S3HH	275	225	298 x 183 x 283	34,5	0	DT	no	101SG4099
S4-HD	305	255	310 x 183 x 359	40,8	0	DT	yes	101SG4100
S4H-HD	330	270	310 x 183 x 359	42,2	0	DT	yes	101SG4101
S4HH-HD	350	290	310 x 183 x 359	45,8	0	DT	yes	101SG4102
L16-HD	370	295	314 x 183 x 410	46,0	0	DT	yes	101SG4103
L16H-HD	390	310	314 x 183 x 410	52,2	0	DT	yes	101SG4104
L16HH-HD	430	340	314 x 183 x 410	55,3	0	DT	yes	101SG4105
Voltage: 8 V								
8VGC	165	140	262 x 179 x 275	29,0	1	S	no	101SG4106
8VGH	190	155	262 x 179 x 275	31,3	1	S	no	101SG4107
Voltage: 12 V								
M24DH	95	75	278 x 171 x 238	22,7	1	DT	no	101SG4108
M27D	105	85	321 x 171 x 238	23,6	1	DT	no	101SG4109
M27DH	115	95	321 x 171 x 238	23,6	1	DT	no	101SG4110
31H	130	105	330 x 171 x 238	30,4	1	DT	no	101SG4111
12VGCE	150	123	328 x 179 x 267	36,7	1	DT	no	101SG4112
12VGC	155	125	328 x 179 x 267	39,9	1	DT	no	101SG4113
SSW-HD	185	150	394 x 178 x 372	48,5	0	DT	yes	101SG4114
SSWM-HD	195	160	394 x 178 x 372	49,9	0	DT	yes	101SG4115
SSWH-HD	215	180	394 x 178 x 372	54,4	0	DT	yes	101SG4116

Layout

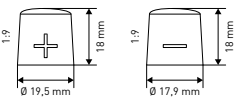


0 (+RL)

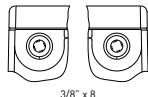


1 (+LL)

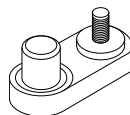
Terminal type



1 (DIN)



S 21 (side term FT)



DT

SB/SBE/SBX CONNECTORS



Nice to know

- Single piece housings of impact-resistant polycarbonate offer both high physical strength and superior dielectric properties
- Silver-plated solid copper contacts offer low resistance for superior conductivity
- Self-cleaning contact design resists arcing by keeping conductive surfaces clean and free of corrosion
- Contacts have flared and heat-treated barrels which readily accept fine stranded wire and allow easy, quality crimping
- Integral stainless steel springs maintain constant pressure on the contact to guarantee a consistent, low-resistance connection
- Neutral (male = female)

Voltage color code:

- Mechanical keys molded in connectors will engage only with connectors of the same color
- This color code given for various voltages is only a suggestion

Color	Suggested voltage
Yellow	12 VDC
Orange	18 VDC
Red	24 VDC
Grey	36 VDC
Blue	48 VDC

Color	Suggested voltage
Green	72 VDC
Black	80 VDC
Brown	96 VDC
Purple	120 VDC

BATTERY CONNECTOR CHART

Type	Wire size			REF	REF	REF	REF	REF	REF	REF	REF	REF
	AWG	Exact mm ²	European mm ²	Yellow 12 V	Orange 18 V	Red 24 V	Grey 36 V	Blue 48 V	Green 72 V	Black 80 V	Brown 96 V	Purple 120 V
SB50	#6	13,3	16	101SG4117	101SG4134	101SG4151	101SG4172	101SG4192	101SG4212	101SG4226		
	#10/12	5,3/3,3	6/4	101SG4118	101SG4135	101SG4152	101SG4173	101SG4193	101SG4213	101SG4227		
SB120	#2	33,6	35			101SG4153	101SG4174	101SG4194				
	#4	21,1	25			101SG4154	101SG4175	101SG4195				
	#6	13,3	16			101SG4155	101SG4176	101SG4196				
SB175	1/0	53,5	50	101SG4119	101SG4136	101SG4156	101SG4177	101SG4197				
	#2	33,6	35	101SG4120	101SG4137	101SG4157	101SG4178	101SG4198				
	#4	21,1	25	101SG4121	101SG4138	101SG4158	101SG4179	101SG4199				
SB350	2/0	67,4	70	101SG4122	101SG4139	101SG4159	101SG4180	101SG4200	101SG4214			
	3/0	85,0		101SG4123	101SG4140	101SG4160	101SG4181	101SG4201	101SG4215			
	4/0	107,2		101SG4124	101SG4141	101SG4161	101SG4182	101SG4202	101SG4216			
SBE80	#6	13,3	16			101SG4162						
SBE160	1/0	53,5	50	101SG4125	101SG4142	101SG4163	101SG4183	101SG4203	101SG4217	101SG4228		
	#2	33,6	35	101SG4126	101SG4143	101SG4164	101SG4184	101SG4204	101SG4218	101SG4229		
SBE320	2/0	67,4	70	101SG4127	101SG4144	101SG4165	101SG4185	101SG4205	101SG4219	101SG4230	101SG4235	101SG4237
		50	101SG4128	101SG4145	101SG4166	101SG4186	101SG4206	101SG4220	101SG4231	101SG4236	101SG4238	
SBX175	1/0	53,5	50	101SG4129	101SG4146	101SG4167	101SG4187	101SG4207	101SG4221			
		35	101SG4130	101SG4147	101SG4168	101SG4188	101SG4208	101SG4222				
SBX350	2/0	67,4	70	101SG4131	101SG4148	101SG4169	101SG4189	101SG4209	101SG4223	101SG4232		
	3/0	85,0		101SG4132	101SG4149	101SG4170	101SG4190	101SG4210	101SG4224	101SG4233		
	4/0	107,2		101SG4133	101SG4150	101SG4171	101SG4191	101SG4211	101SG4225	101SG4234		

HIGH-FREQUENCY CHARGERS



Why choose a HF charger?

- Maximum energy saving
- Longer total battery life
- Greater total cycle life
- Reduced battery heating
- Reduced charging times
- Lower water consumption
- Reduced labour and need for water
- Optimised charge curves
- Thermal compensation
- Superior safety and self-protection
- Minimised weight and size

General information:

- Operating temperature: -20 °C to 50 °C
- Output short circuit protection
- Reverse polarity protection
- Audible alarm system
- Automatic thermal compensation

HF battery chargers feature state-of-the-art HF technology:

- Coated printed circuit boards
- Metal case and self-extinguishing ABS
- Weight and size are minimised
- Adaptable to every use and very flexible
- All HF battery chargers are microprocessor-controlled and internally protected against overload, short circuit, incorrect battery connection and transient voltages
- Thanks to internal selector switches, the chargers can be adjusted to a wide range of battery capacities
- HF battery chargers operate at 85–90% efficiency, resulting in a maximum saving of electric power cost
- With the thermal sensor option, the charger's output electronically compensates the gasification voltage according to the battery temperature
- CE-certified (in conformity with EC directive 89/336/EEC regarding electromagnetic compatibility)

**18-months warranty on all charger parts!
We stock over 90% of charger spare parts.**

**Energy saving calculator:
www.energicplus.com/en/efficiency-calculator**

HIGH-FREQUENCY CHARGERS



UBC
 · Size: 230 x 110 x 65 mm
 · Weight: 850 g
 · Single-phase 230 VAC input



BC1
 · Size: 285 x 105 x 75 mm
 · Weight: 1,5 kg
 · Single-phase 230 VAC input



NG1
 · Size: 300 x 160 x 80 mm
 · Weight: 2,2 kg
 · Single-phase 230 VAC input



NG3
 · Size: 425 x 215 x 90 mm
 · Weight: 5,5 kg
 · Single-phase 230 VAC input



NG5/7/9
 · Size: 520 x 260 x 100 mm
 · Weight: 9 kg
 · Three-phase 400 VAC input



NGTOP
 · Size: 610 x 490 x 290 mm
 · Weight: 30 kg
 · Three-phase 400 VAC input

HIGH-FREQUENCY CHARGERS

I1 A	IMAX A	Net input current A	Model	Type	Input voltage VAC	Charging times			REF For lead acid and gel/AGM
						7-8,5 h Ah	9-11 h Ah	12-13 h Ah	
12 V									
15	18	2	UBC	12 18	230	70-95	120		101SG4289*
30	36	3	BC1	12 35	230	145	190	240	101SG4290*
50	60	5	NG1	12 60	230	240-360	400-480	520-560	101SG4291
24 V									
12,5	15	3	UBC	24 15	230	80	100	125	101SG4292*
25	30	5	BC1	24 30	230	200	250	300	101SG4293*
30	36	7	NG1	24 35	230	145-215	240-290	310-335	101SG4294
37,5	45	8	NG1	24 45	230	180-270	300-360	390-420	101SG4295
50	60	11	NG3	24 60	230	240-360	400-480	520-560	101SG4296
70	84	15	NG3	24 85	230	335-505	560-670	730-785	101SG4297
80	96	17**	NG3	24 95	230	385-575	640-770	830-895	101SG4298
100	100	22**	NG3	24 100	230	480-720	800-960	1040-1120	101SG4299
100	120	7	NG5	24 120	400	480-720	800-960	1040-1120	101SG4300
120	144	8	NG9	24 145	400	575-865	960-1150	1250-1345	101SG4301
200	200	14	NG9+	24 200	400	960-1440	1600-1920	2080-2240	101SG4302
36 V									
20	24	6	NG1	36 25	230	95-145	160-190	210-225	101SG4303
50	60	16**	NG3	36 60	230	240-360	400-480	520-560	101SG4304
60	72	19**	NG3	36 70	230	290-430	480-575	625-670	101SG4305
100	120	10	NG5	36 120	400	480-720	800-960	1040-1120	101SG4306
120	144	12	NG9	36 145	400	575-865	960-1150	1250-1345	101SG4307
200	200	17	NGTOP	36 200	400	960-1440	1600-1920	2080-2240	101SG4308
48 V									
18	21,6	6	NG1	48 22	230	85-130	145-175	185-200	101SG4309
36	43,2	16**	NG3	48 45	230	175-260	290-345	375-405	101SG4310
50	60	22**	NG3	48 60	230	240-360	400-480	520-560	101SG4311
80	96	11	NG5	48 95	400	385-575	640-770	830-895	101SG4312
100	120	14	NG7	48 120	400	480-720	800-960	1040-1120	101SG4313
120	144	16	NG9	48 145	400	575-865	960-1150	1250-1345	101SG4314
135	162	18	NG9+	48 160	400	650-970	1080-1295	1405-1510	101SG4315
170	170	23	NGTOP	48 170	400	815-1225	1360-1630	1770-1905	101SG4316
72 V									
10	12	6	NG1	72 12	230	50-70	80-95	105-110	101SG4317
22	26,4	14	NG3	72 25	230	105-160	175-210	230-245	101SG4318
30	36	19**	NG3	72 35	230	145-215	240-290	310-335	101SG4319
55	66	11	NG5	72 65	400	265-395	440-530	570-615	101SG4320
70	84	14	NG7	72 85	400	335-505	560-670	730-785	101SG4321
90	108	18	NG9	72 110	400	430-650	720-865	935-1010	101SG4322
80 V									
22	26,4	16**	NG3	80 25	230	105-160	175-210	230-245	101SG4323
27	32,4	19**	NG3	80 30	230	130-195	215-260	280-300	101SG4324
50	60	11	NG5	80 60	400	240-360	400-480	520-560	101SG4325
62,5	75	14	NG7	80 75	400	300-450	500-600	650-700	101SG4326
80	96	18	NG9	80 100	400	385-575	640-770	830-895	101SG4327
125	150	28	NGTOP	80 150	400	600-900	1000-1200	1300-1400	101SG4328

* Only lead-acid, gel/AGM on demand

** Attention: current consumption ≥ 16 A

- NG1 range is equipped with output cable and Schuko plug
- NG3 range is equipped with output cable
- NG9 range over 135 A is equipped with output cable 50 mm² size
- NG3, 24 V 100 A NP9 plus 24 V 200 A and NG9 top 48 V 170 A cannot work with a WUIA curve

HIGH-FREQUENCY CHARGERS WITH PRE-INSTALLED AIR PUMP KIT



20% FASTER CHARGE WITH AIR-PUMP

Only for acid batteries

Output current A	Type	Input voltage V	Battery capacity Ah	REF
24 V MONO				
35	NG1 24/35	230 MONO	120-300	101SG4327
60	NG3 24/60	230 MONO	200-500	101SG4329
95	NG3 24/95	230 MONO	320-800	101SG4330
36 V MONO				
70	NG3 36/70	230 MONO	240-600	101SG4331
48 V MONO				
60	NG3 48/60	230 MONO	200-500	101SG4332
24 V TRI				
100	NG5 24/100	400 TRI	400-1000	101SG4333
120	NG9 24/120	400 TRI	480-1200	101SG4334
200	NGTOP 24/200	400 TRI	800-2000	101SG4335
36 V TRI				
100	NG5 36/100	400 TRI	400-1000	101SG4336
48 V TRI				
95	NG5 48/95	400 TRI	320-800	101SG4337
100	NG7 48/100	400 TRI	400-1000	101SG4338
120	NG9 48/120	400 TRI	480-1200	101SG4339
170	NGTOP 48/170	400 TRI	700-1600	101SG4340
80 V TRI				
100	NG9 80/100	400 TRI	320-800	101SG4341
150	NGTOP 80/150	400 TRI	600-1250	101SG4342

ADAPTION KIT TRACTION BATTERIES

- REF [101SG5838](#) - 24 V
- REF [101SG5839](#) - 36 V
- REF [101SG5840](#) - 48 V
- REF [101SG5841](#) - 80 V

HF MULTIVOLTAGE BATTERY CHARGER



This High Frequency Multivoltage battery charger with CAN BUS is a fully digital device with a double function: constant current generator and battery charger, with CAN BUS interface. Versatility, efficiency and on-the-spot service are its fundamental strengths, combined with the innovative features of CAN BUS chargers: the "flash" microprocessor enables a high calculation power and huge storage capacity, the regulation of all charging features with only one button and the possibility to view historical data concerning previous charge cycles.

AS CURRENT GENERATOR: allows recovery of sulphated or completely discharged batteries.

Using MODE button, a constant current charge can be sustained for a long period of time, achieving desulphation of batteries.

AS BATTERY CHARGER: allows the recharging of batteries from 2 to 96 V nominal, with adjustable current from 0 to 50 A, and selectable time from 1 to 100 hours.

- Charger weighs only 9 kg and is easy to move.
- This unit can be used for on-site assistance, providing improved charging of any battery or replacement of any old charger that may have failed.

REF [101SG4343](#)

I1 A	IMAX A	Mains A	Type	Battery voltage V	VAC	Charging times		
						10 h Ah	11-12 h Ah	13-18 h Ah
50	50	1-15	2-96 50	2-96	400	50-400	450-520	560-950

ACCESSORIES FOR HF CHARGERS



SUPPORT
Except BC1, UBC and IGBT

REF [101SG4344](#)



PLASTIC ROTARY HANDLE
Diameter: 67 mm

REF [101SG4346](#)



INTERLOCK SECURITY

- Automatically stops the truck when main voltage is present
- For BC1, NG1 and NG3

REF [101SG4345](#)



SWITCH

- 40 A
- 690 V – 50 Hz
- Dimensions: 65 x 55 x 53 mm

REF [101SG4347](#)

ACCESSORIES FOR HF CHARGERS



THERMAL SENSOR

- Thermal sensor for automatic compensation
- Adjusts the battery voltage in relation to the ambient or battery temperature (except BC1, UBC and IGBT)
- Length: 5 m

REF [101SG4348](#)



INDICATOR

Shows the charging phase for on-board chargers

REF [101SG4349](#) – Remote indicator, 2,5 m
For UBC/BC 1
(fixing hole Ø 22 mm)

REF [101SG4350](#) – Remote indicator, 2 m
For NG1/NG3/NG5/NG7/NG9
(fixing hole Ø 22 mm)

REF [100SG5777](#) – Remote indicator, 4 m
For NG1/NG3/NG5/NG7/NG9
(fixing hole Ø 22 mm)



KIT LED EXTENSION

- Displays the charging phase of the battery charger (fixing hole Ø 14 mm)
- For UBC/BC1

REF [101SG4351](#) – 500 mm

REF [101SG4352](#) – 1 m

REF [101SG4353](#) – 2,5 m

REF [101SG4354](#) – 4 m



KIT LED EXTENSION

- Displays the charging phase of the battery charger (fixing hole Ø 14 mm)
- For NG1/NG3/NG5/NG7/NG9

REF [101SG4355](#) – 3 m

BUILT-IN CHARGERS



Voltage V	Amp A	IP	Used for	Capacity range Ah	REF
Used on COMAC, FIMAP					
12	8	IP30	lead-acid, gel, AGM	50-85	101SG4356
24	5	IP30	lead-acid, gel, AGM	25-50	101SG4357
24	11	IP30	lead-acid, gel, AGM	70-120	101SG4358
24	15	IP30	lead-acid, gel, AGM	100-160	101SG4359



Voltage V	Amp A	IP	Used for	Capacity range Ah	REF
Used on PRAMAC					
12	6	IP30	lead-acid	40-70	101SG4360
12	10	IP30	lead-acid	60-100	101SG4361
24	11,5	IP30	lead-acid	80-118	101SG4362




Fig	Voltage V	Amp A	IP	Used for	Capacity range Ah	REF
Used on TENNANT						
1	24	13	IP55	gel, AGM	95-165	101SG4363
2	24	20	IP66	gel, AGM	160-260	101SG4364

STANDARD BUILT-IN CHARGERS

Key features:

- Possibility to change the charging curve by means of a DIP switch, choosing from 16 standard preprogrammed curves for lead-acid, gel and AGM batteries. Any other curve is available on request
- High-frequency system with advanced technology
- Efficiency > 85%
- Charging process fully controlled by microprocessor
- Visualisation on a lit display: the charging current, the battery voltage, the charging time, the charge supplied in Ah and the energy absorbed in kWh
- Protection with an output relay against polarity inversions, short circuits, overvoltages or anomalies
- Compensation of the voltage drop on the connecting cables to the battery
- IP30



- CE/UL approved
- Dimensions: 134,5 x 241 x 80 mm

Range	Profile	Capacity range	REF
12 V 4 A	lead-acid	30-50 Ah	101SG4365
12 V 4 A	gel	30-50 Ah	101SG4366
12 V 8 A	lead-acid	60-105 Ah	101SG4367
12 V 8 A	gel	60-105 Ah	101SG4368
12 V 10 A	lead-acid	70-130 Ah	101SG4369
12 V 10 A	gel	70-130 Ah	101SG4370
12 V 12 A	lead-acid	120-157 Ah	101SG4371
12 V 12 A	gel	120-157 Ah	101SG4372
24 V 4 A	lead-acid	30-50 Ah	101SG4373
24 V 4 A	gel	30-50 Ah	101SG4374
24 V 8 A	lead-acid	60-105 Ah	101SG4375
24 V 8 A	gel	60-105 Ah	101SG4376
24 V 10 A	lead-acid	70-130 Ah	101SG4377
24 V 10 A	gel	70-130 Ah	101SG4378
24 V 12 A	lead-acid	120-157 Ah	101SG4379
24 V 12 A	gel	120-157 Ah	101SG4380



- CE approved
- Dimensions: 154 x 268 x 100 mm

Range	Profile	Capacity range	REF
12 V 8 A	lead-acid	60-105 Ah	101SG4381
12 V 8 A	gel	60-105 Ah	101SG4382
12 V 10 A	lead-acid	70-130 Ah	101SG4383
12 V 10 A	gel	70-130 Ah	101SG4384
12 V 12 A	lead-acid	120-157 Ah	101SG4385
12 V 12 A	gel	120-157 Ah	101SG4386
12 V 14 A	lead-acid	120-170 Ah	101SG4387
12 V 14 A	gel	120-170 Ah	101SG4388
12 V 16 A	lead-acid	150-200 Ah	101SG4389
12 V 16 A	gel	150-200 Ah	101SG4390
24 V 8 A	lead-acid	60-105 Ah	101SG4391
24 V 8 A	gel	60-105 Ah	101SG4392
24 V 10 A	lead-acid	70-130 Ah	101SG4393
24 V 10 A	gel	70-130 Ah	101SG4394
24 V 12 A	lead-acid	120-157 Ah	101SG4395
24 V 12 A	gel	120-157 Ah	101SG4396
24 V 14 A	lead-acid	120-170 Ah	101SG4397
24 V 14 A	gel	120-170 Ah	101SG4398
24 V 16 A	lead-acid	150-200 Ah	101SG4399
24 V 16 A	gel	150-200 Ah	101SG4400

BUILT-IN CHARGERS

Key features:

- Possibility to change the charging curve by means of DIP switches, choosing from 16 standard preprogrammed curves for lead-acid, gel and AGM batteries. Any other curve is available on request for all types of batteries (Li-ion and Li-po included)
- High-frequency system with advanced technology
- Efficiency > 90%
- Charging process fully controlled by microprocessor
- Visualisation on a lit display: the charging current, the battery voltage, the charging time, the charge supplied in Ah and the energy absorbed in kWh
- Compensation of the voltage drop on the connecting cables to the battery
- Protection against polarity inversions, short circuits, over-voltages or anomalies
- Equipped with NC (normally closed) relay for safety interlock connections (available only for on-board installation)
- Ingress Protection Rating IP30 with forced ventilation
- Remote 3-LED (red, yellow and green)
- The information relevant to the last 30 charging cycles (the duration of the charging cycle, the Ah's delivered by the battery, the voltage at the end of the charging process and the possible error messages) can be downloaded in an Excel file by means of a cable and specific software, which are available as an option



Range	Profile	Capacity range	REF
12 V 15 A	lead-acid	130-185 Ah	101SG4401
12 V 15 A	gel	130-185 Ah	101SG4402
12 V 20 A	lead-acid	150-240 Ah	101SG4403
12 V 20 A	gel	150-240 Ah	101SG4404
12 V 25 A	lead-acid	220-315 Ah	101SG4405
12 V 25 A	gel	220-315 Ah	101SG4406
12 V 30 A	lead-acid	245-350 Ah	101SG4407
12 V 30 A	gel	245-350 Ah	101SG4408
24 V 15 A	lead-acid	130-185 Ah	101SG4409
24 V 15 A	gel	130-185 Ah	101SG4410
24 V 20 A	lead-acid	150-240 Ah	101SG4411
24 V 20 A	gel	150-240 Ah	101SG4412
24 V 25 A	lead-acid	220-315 Ah	101SG4413
24 V 25 A	gel	220-315 Ah	101SG4414
24 V 30 A	lead-acid	245-350 Ah	101SG4415
24 V 30 A	gel	245-350 Ah	101SG4416
36 V 15 A	lead-acid	130-185 Ah	101SG4417
36 V 15 A	gel	130-185 Ah	101SG4418
36 V 20 A	lead-acid	150-240 Ah	101SG4419
36 V 20 A	gel	150-240 Ah	101SG4420
36 V 25 A	lead-acid	220-315 Ah	101SG4421
36 V 25 A	gel	220-315 Ah	101SG4422
48 V 15 A	lead-acid	130-185 Ah	101SG4423
48 V 15 A	gel	130-185 Ah	101SG4424
48 V 20 A	lead-acid	150-240 Ah	101SG4425
48 V 20 A	gel	150-240 Ah	101SG4426

Dimensions: 180 x 310 x100 mm

BUILT-IN CHARGERS



- XP version = Extra power
- Dimensions: 180 x 310 x 100 mm

Range	Profile	Capacity range	REF
12 V 35 A	gel	305-390 Ah	101SG4428
12 V 40 A	lead-acid	360-440 Ah	101SG4429
12 V 40 A	gel	360-440 Ah	101SG4430
24 V 25 A	lead-acid	220-315 Ah	101SG4431
24 V 25 A	gel	220-315 Ah	101SG4432
24 V 30 A	lead-acid	245-350 Ah	101SG4433
24 V 30 A	gel	245-350 Ah	101SG4434
24 V 35 A	lead-acid	305-390 Ah	101SG4435
24 V 35 A	gel	305-390 Ah	101SG4436
24 V 40 A	lead-acid	360-440 Ah	101SG4437
24 V 40 A	gel	360-440 Ah	101SG4438
36 V 25 A	lead-acid	220-315 Ah	101SG4439
36 V 25 A	gel	220-315 Ah	101SG4440
36 V 30 A	lead-acid	245-350 Ah	101SG4441
36 V 30 A	gel	245-350 Ah	101SG4442
48 V 22 A	lead-acid	165-265 Ah	101SG4443
48 V 22 A	gel	165-265 Ah	101SG4444



Dimensions: 320 x 270 x 160 mm

12 V 40 A	lead-acid	335-450 Ah	101SG4445
12 V 40 A	gel	335-450 Ah	101SG4446
12 V 50 A	lead-acid	420-540 Ah	101SG4447
12 V 50 A	gel	420-540 Ah	101SG4448
12 V 60 A	lead-acid	560-650 Ah	101SG4449
12 V 60 A	gel	560-650 Ah	101SG4450
24 V 40 A	lead-acid	335-450 Ah	101SG4451
24 V 40 A	gel	335-450 Ah	101SG4452
24 V 50 A	lead-acid	420-540 Ah	101SG4453
24 V 50 A	gel	420-540 Ah	101SG4454
24 V 60 A	lead-acid	560-650 Ah	101SG4455
24 V 60 A	gel	560-650 Ah	101SG4456
24 V 65 A	lead-acid	650-720 Ah	101SG4457
24 V 65 A	gel	650-720 Ah	101SG4458
36 V 35 A	lead-acid	310-390 Ah	101SG4459
36 V 35 A	gel	310-390 Ah	101SG4460
36 V 40 A	lead-acid	335-450 Ah	101SG4461
36 V 40 A	gel	335-450 Ah	101SG4462
36 V 50 A	lead-acid	420-540 Ah	101SG4463
36 V 50 A	gel	420-540 Ah	101SG4464
36 V 53 A	lead-acid	540-600 Ah	101SG4465
36 V 53 A	gel	540-600 Ah	101SG4466
48 V 40 A	lead-acid	335-450 Ah	101SG4467
48 V 40 A	gel	335-450 Ah	101SG4468
48 V 43 A	lead-acid	360-500 Ah	101SG4469

BATTERY REGENERATOR



Speaking about battery maintenance, diagnostics and regeneration, we find that this is somewhat of a complicated subject for many people. If you want to properly analyse and maintain your batteries and if necessary, restore their capacity, it consumes a lot of time. Various questions arise: is this even possible? Doesn't this take up too much time and isn't this too labour intensive? Don't we need specialised battery engineers for that? Does it even work?

Our answer is YES, the REPLUS technology is the most professional and easy-to-use piece of equipment available on today's market! It's fast, accurate, efficient, practically effortless and it provides fully detailed reports on the battery condition, before and after + analysis of the battery; even down to cell level!

The Energetic Plus battery regenerator is a proven technology, which we have sold in more than 75 countries and which is used by more than 1000 customers.

The Energetic Replus battery regenerator ensures a quick regeneration and expands the life span of the batteries significantly. This process is fully automatic and doesn't require any special attention since the entire process is temperature-controlled and fully monitored by software. After 30-40 hours the regenerator will have finished the entire operation which consists of 2 complete charge and discharge cycles specifically designed to desulphate your battery completely.

Battery regeneration is very popular. 80% of the batteries that break down and lose their capacity are sulphated, but these can be restored with the right equipment. If your battery is maintained properly, it can easily be used for another 2-3 years..

With minimum maintenance costs and only the highest quality components used during the production, the regenerator is an investment that only brings benefits for your business.

You will be able to analyse your batteries like you have never done before, no stone will be left unturned... If used in combination with our BMS technology, the Replus regenerator will analyse your battery down to cell level, after which the recovery mode will start automatically and it will completely desulphate your battery. Once it is finished you can print out the fully detailed report on the battery condition before and after. Don't wait any longer, stop wasting valuable money and get the best out of your batteries with **Energetic Plus**.



ENERGIC REPLUS BATTERY REGENERATOR

Expand the lifespan of your batteries: restore your sulphated batteries by the electrical high frequency pulsation process of the battery regenerator.

Regenerate your sulphated batteries:

Battery regeneration is very popular. **80% of the batteries breaking down and losing capacity are sulphated, but can be restored with the right equipment.** Our Energic Replus battery regenerator successfully replaces sulphation by active material thanks to an electrical high-frequency pulsation process. This process restores the battery capacity, giving you the ability to reuse old and sulphated batteries. You can also use the battery regenerator for annual maintenance to considerably prolong the lifespan of your batteries. The battery regenerator can be used in every lead-acid-based battery: starter batteries, stationary batteries, traction and semi-traction batteries, Ni-Cad batteries ...

What is sulphation?

During use, small sulphate crystals form, but these are normal and not harmful. During prolonged charge deprivation however, the amorphous lead sulphate converts to a crystalline form that deposits on the negative plates. This leads to the development of large crystals, which reduce the battery’s active material that is responsible for high capacity and low resistance. Sulphation also lowers the charge acceptance.

This lead sulphate increases internal resistance and decreases the specific gravity of the electrolyte. The process of sulphation build-up is unavoidable. Worse yet, after 3-4 years the process accelerates substantially. Batteries sulphate due to a mix of reasons:

- The battery was inactive for too long
- The battery was discharged too deeply
- The wrong charger was used
- A bad cell was left untreated
- The battery has reached too high/low temperatures
- The charge cycles weren’t observed



Advantages of using the battery regenerator:

- Combination of battery discharger and battery charger, all combined into 1
- Detailed test reports
- Minimum maintenance cost
- Extended lifespan of batteries
- Quick regenerations
- Free analysing software
- Automation program applied
- 18-month warranty
- CE-certified, MET-certified (US market)
- Wireless connection between regenerator and computer
- Possibility to monitor the regenerator process on smartphone or laptop (within local network)

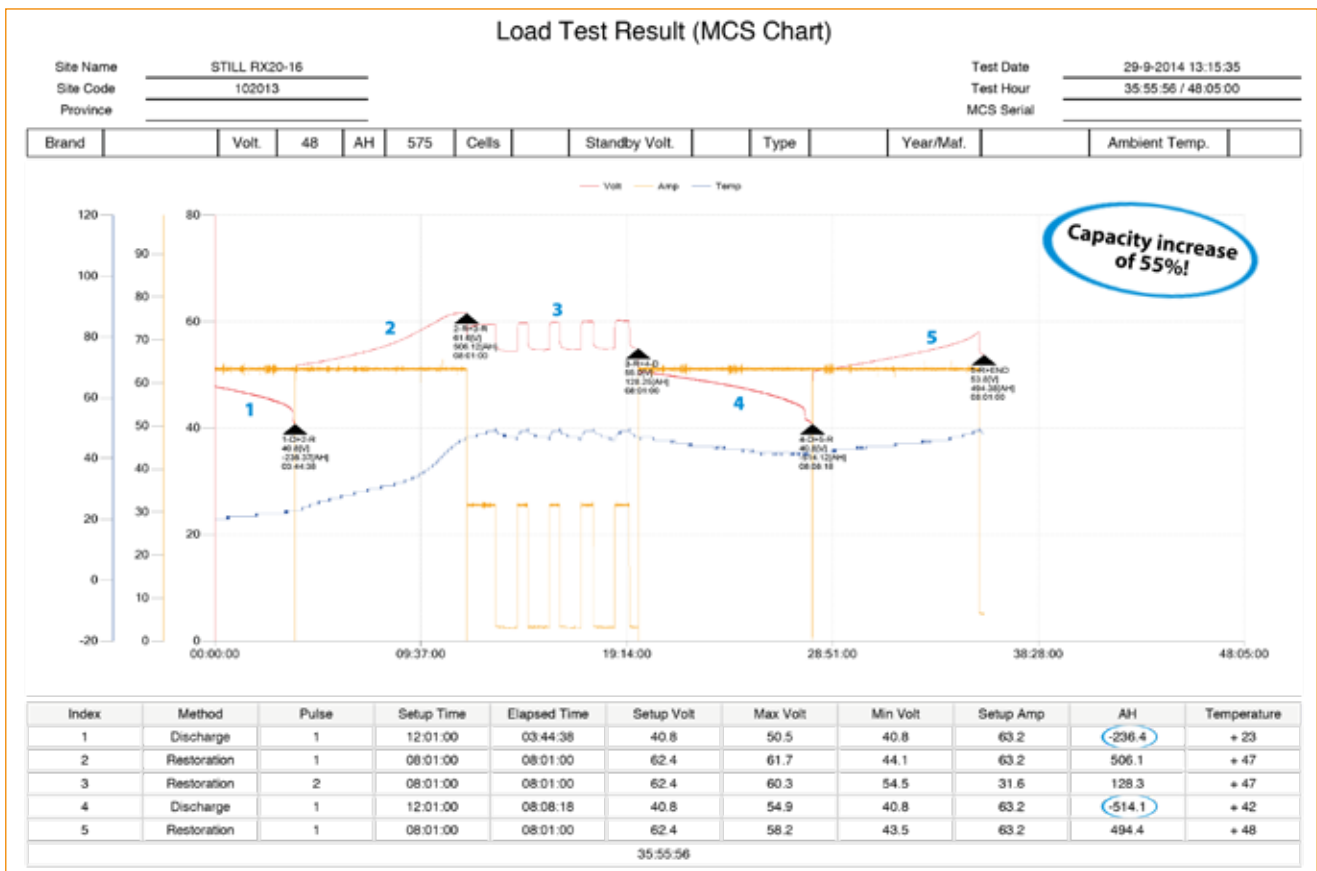
ENERGIC REPLUS BATTERY REGENERATOR

Regeneration reports:

The Replus software allows you to create fully detailed reports in PDF, WORD or Excel which give you an excellent idea of the condition of the battery prior and after the process. This is how you should interpret the below report: when you compare 1 and 4, you can see that the time needed to discharge the battery is much longer in step 4. This is a direct result of the restoration in mode 2 and 3. When comparing step 5 to step 2, you can see that the set battery voltage is reached much later than in step 2. This means that your battery lasts longer and has been restored to a good condition.

This curve shows a complete battery maintenance process:


- 1 Discharge
- 2 Restoration charging
- 3 Cooling
- 4 Equalization charge
- 5 Discharge
- 6 Restoration



2 ways to use the battery regenerator

Reconditioning regeneration

Reconditioning regeneration allows you to restore old (5, 6, 7 ... years), medium to well-maintained batteries that have 'silted up' as a result of natural sulphation, to a 90-100% productivity.



Maintenance regeneration

Maintenance regeneration allows you to keep your battery in optimal, sulphate-free condition, by means of a short yearly regeneration.



ENERGIC REPLUS BATTERY REGENERATOR

Multi-purpose all in one battery tester, analyser and desulphation unit, multi voltage with a wide capacity range, which will automatically switch between discharging, charging/restoration in order to get the maximum life out of your batteries. Professional workshop equipment for the battery professional. Comes with free training at your location. When used in combination with our BMS system you will get detailed reports on overall battery condition as well as individual cell condition. The most complete battery maintenance system available on today's market.



Specifications:

- Input power: AC 1P2W + PE 220 V-50/60 Hz, 35 A max
- Output: DC 1,2-100 V, 0-30 A charging/discharging
- Battery capacity: 300 Ah (c10)
- Transformer: 7,5 kW
- Certification: CE/UL

* (Discharge capacity can be increased to 200 A if you connect D1007H in sync)

REF 101SG4914



Specifications:

- Input power: AC 3P3W + PE 380/400 V-50/60 Hz, 20 A max
- Output: DC 1,2-120 V, 0-50 A
- Battery capacity: 500 Ah (c10)
- Transformer: 10 kW
- Certification: CE

REF 101SG4915



Specifications:

- Input power: AC 3P3W + PE 380/400 V-50/60 Hz, 35 A max
- Output: DC 1,2-125 V, 0-100 A charging/discharging
- Battery capacity: 1,000 Ah (c10)
- Transformer: 20 kW
- Certification: CE / UL

* (Discharge capacity can be increased to 200 A if you connect D1007H in sync)

REF 101SG4916



Specifications:

- Input power: AC 3P3W + PE 380/400 V-50/60 Hz, 125 A max
- Output: DC 1,2-75 V, 0-350 A charging/discharging
- Battery capacity: 3,500 Ah
- Transformer: 70 kW
- Certification: CE

* (Discharge capacity can be increased to 200 A if you connect D1007H in sync)

REF 101SG4917

BMS SYSTEM: WIRELESS DETECTION OF BAD CELLS

A battery bank consists of a number of cells/batteries connected in series. The BMS system will provide you with professional and individual voltage measurements of all cells during a complete discharge, **offering you a perfect evaluation of the battery**. Ordinary capacity systems only display the total voltage and capacity of the battery, but never the results of the individual cell. With this BMS you get a clear overview of the performance of each cell, allowing you to make an exact evaluation.

The BMS system offers:

- Duration test during the entire discharge / regeneration process
- Real-time monitoring
- Analysis function by means of the supplied software
- No tangled up wires thanks to the easy wireless connection
- Crystal-clear overview of the battery capacity
- Can be synched with the Replus regenerator

The system consists of a number of voltage detectors that is equal to the number of cells. The sensors transfer the voltage of each cell to the receiver (best to be performed during A COMPLETE discharge process). The receiver – connected to a PC – collects the data.

If you use this system in combination with our new D1007h battery discharger or Battery Regenerator REPLUS you will be able to detect the faulty element and increase the battery's capacity.

Thanks to the **software program** that is supplied with the sensors, you can now easily detect which element is no longer keeping its charge and needs to be replaced or regenerated. The software checks the actual voltage of each sender every 3 minutes and stores this value in a table. Colour codes continuously indicate the charge condition of each cell (empty to full), as a result of which the performance curves are very detailed.

Free analysing software and indication of the bad element.

Cell No	00:00	00:03	00:06	00:09	00:12	00:15	00:18	00:21	00:24	00:27	00:30	00:33	00:36	00:39	00:42	00:45	00:48	→3min
#1	2.11	2.11	2.04	2.03	2.02	2.01	2.01	2.00	2.00	2.00	2.00	2.00	1.99	1.99	1.98	1.98	1.98	
#2	2.13	2.13	2.05	2.05	2.03	2.03	2.03	2.02	2.02	2.01	2.01	2.01	2.01	2.01	2.01	2.01	2.01	
#3	2.14	2.14	2.06	2.06	2.04	2.04	2.04	2.03	2.02	2.02	2.02	2.02	2.02	2.01	2.02	2.01	2.01	
#4	2.14	2.14	2.03	2.02	1.99	1.99	1.98	1.97	1.96	1.96	1.96	1.95	1.94	1.94	1.94	1.93	1.93	
#5	2.16	2.16	2.03	2.02	1.98	1.98	1.98	1.96	1.95	1.95	1.94	1.93	1.93	1.92	1.92	1.91	1.90	
#6	2.13	2.13	2.01	2.00	1.97	1.96	1.96	1.95	1.94	1.94	1.93	1.93	1.93	1.92	1.92	1.91	1.91	
#7	2.13	2.13	2.02	2.01	1.99	1.99	1.99	1.98	1.97	1.97	1.97	1.96	1.96	1.96	1.96	1.95	1.95	
#8	2.10	2.10	2.02	2.01	2.00	2.00	1.99	1.98	1.98	1.97	1.97	1.97	1.96	1.96	1.96	1.96	1.96	
#9	2.15	2.15	2.01	2.00	1.97	1.96	1.96	1.95	1.95	1.94	1.94	1.93	1.93	1.92	1.92	1.92	1.91	
#10	2.15	2.15	1.98	1.96	1.92	1.92	1.91	1.89	1.89	1.88	1.87	1.86	1.86	1.85	1.84	1.83	1.83	
#11	2.10	2.10	1.91	1.89	1.84	1.83	1.82	1.80	1.78	1.77	1.75	1.73	1.71	1.68	1.65	1.61	1.56	
#12	2.14	2.15	1.98	1.96	1.92	1.92	1.91	1.89	1.88	1.87	1.86	1.85	1.84	1.83	1.82	1.81	1.80	
Sum	25.58	25.59	24.14	24.01	23.67	23.63	23.58	23.42	23.34	23.28	23.22	23.14	23.08	22.99	22.94	22.83	22.74	
Avg	2.13	2.13	2.01	2.00	1.97	1.97	1.97	1.95	1.95	1.94	1.94	1.93	1.92	1.92	1.91	1.90	1.90	

Custom-made BMS kits without receiver available on request.

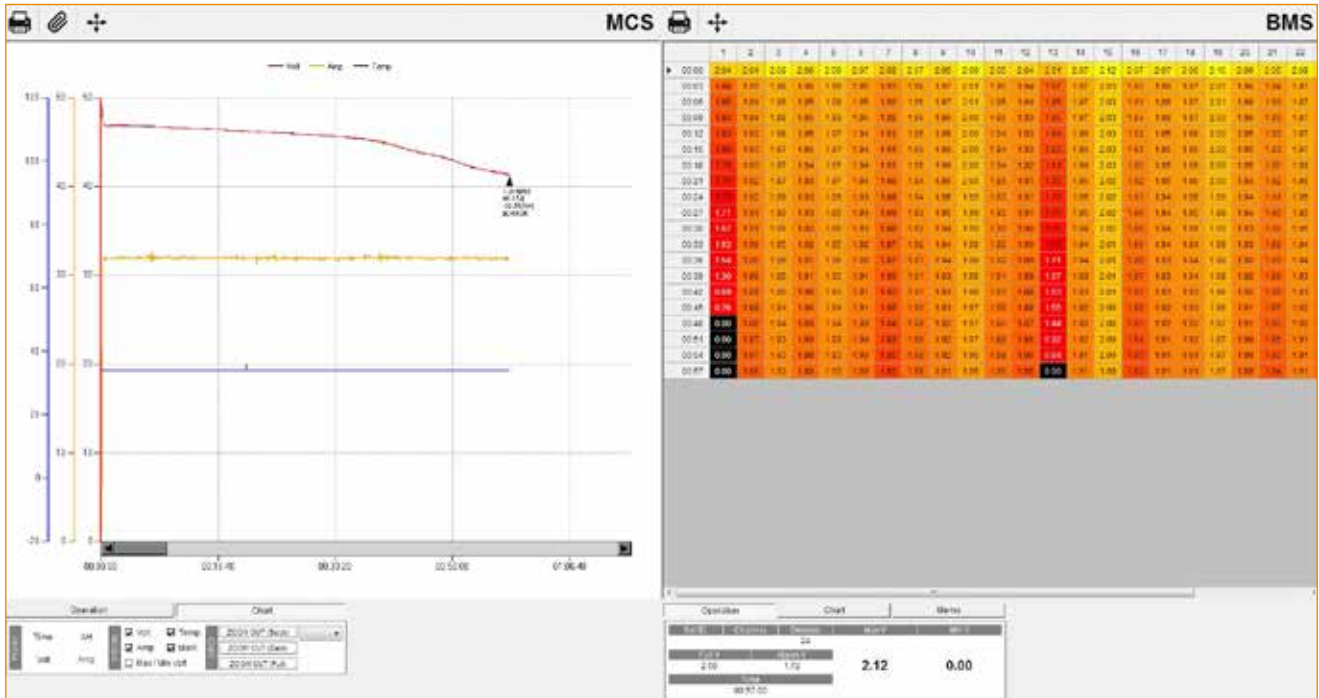
Voltage V	Content	REF
6-48	9 sensors of 6V (no receiver)	101SG4918
12-120	10 sensors* + 1 receiver	101SG4919
48	24 sensors** + 1 receiver	101SG4920
80	40 sensors** + 1 receiver	101SG4921
	BMS system for nickel - cadmium batteries 60 cells of 1,2 V and 15 sensors with 4 channels of 1,2 VDC	101SG4922
	Receiver for BMS system	101SG4923

* each sensor measures 1 battery of 12 V


** each sensor measures 1 cell of 2 V

BMS SYSTEM: WIRELESS DETECTION OF BAD CELLS

Synched regeneration report of REPLUS + BMS system



If you combine the regenerator with the BMS system, then it can be controlled by 1 software package that gives you all the info you need to have a fully detailed view on the condition of your battery down to cell level, during a complete load test. On this particular graph it is clear that the battery has **2 weak cells that need to be replaced**.



With just 2 clicks you can create these fully detailed reports which you can then easily save as a PDF, Word or Excel file. Professional information that will give you a full understanding of the battery. These reports can be used to inform the customer on the current condition of this battery or can be kept as a track record of the condition of your own batteries.

FLUKE 279FC THERMAL MULTIMETER

The 279 FC is a full-featured digital multimeter with integrated thermal imaging. Thermal imaging multimeters are a first-line troubleshooting tool for electrical equipment that can check hot spots on high-voltage equipment and transformers, detect heating of fuses, wires, insulators, connectors, splices and switches.



Features:

- Full-featured multimeter with built-in thermal imager, -10 °C to 200 °C
- 15 measurement functions including: AC voltage 0.1 mV to 1000V with low-pass filter, DC voltage 0.001 V to 1000V, resistance 0.1 Ω to 50 MΩ, continuity, capacitance, diode test, min/max/avg, AC current (with iFlex), frequency
- Thermal imaging quickly and safely reveals many electrical issues, eliminating the need for time-consuming testing and validation
- iFlex enables you to measure current measurements (up to 2500 AC) more easily in tight, hard-to-reach spaces
- Designed for durability, built to withstand a 3 m drop, double insulated with raised rubber holster for increased protection
- Save measurements and images while communicating wirelessly with a smartphone up to 6.1 m away
- Image resolution 80 x 60
- Full-color 3.5"/8.89 cm LCD screen provides clean, crisp readings
- Rechargeable lithium ion battery allows for a for a full work day (10+ hours) under normal conditions
- Auto power off to save battery power
- Size (H x L x W): 216 mm x 94 mm x 57 mm
- Weight: 0,794 kg
- Warranty: three years

REF 101SG4924 - Fluke 279FC Thermal Multimeter

Included accessories:

TL175 test leads, rechargeable lithium ion battery and charger.



Recommended accessories:

i2500-10 - REF 101SG5863 - 10 inch iFlex® flexible current probe


i2500-18 - REF 101SG5864 - 18 inch iFlex® flexible current probe

TPAK - REF 101SG5865 - Meter hanging solution

CXT1000 - REF 101SG5866 - Extreme hard case

REF 101SG4925 - Fluke 279FC/IFLEX TRMS Thermal Multimeter with iFlex

Kit contains: 279FC Thermal Multimeter, 18-inch iFlex flexible current probe, TL175 test leads, rechargeable lithium ion battery, charger, hanging strap and soft carrying case.



This is a thermal image of an 80 V battery. After thermal analysis, it turned out that a bad connector on this battery was causing battery failure. Through the free supplied software, it has become clear that the average battery temperature was 22 °C, and that this temperature climbed to 62 °C in the vicinity of the bad connector. There shouldn't be a temperature difference within one and the same battery, so this definitely needs to be repaired.

Fluke BT521 BATTERY ANALYSER

The Fluke 521 Battery Analyser is the ideal test tool for maintenance, troubleshooting and performance testing of individual stationary batteries and battery banks used in critical battery back-up applications.

The intuitive user interface, compact design and rugged construction, ensure optimum performance, reliability and detailed test results. Fluke BT521 offers various battery test functions ranging from DC voltage and resistance tests to full condition testing. It uses automated string function testing and an integrated infra-red test probe temperature measurement system.

It is designed for measurements on stationary batteries including GEL, AGM and float open cells.



Fluke BT521 - REF 101SG4927

DIGITAL DENSITY METER

Features:

- Robust housing
- Ideal for fast measuring routines
- Direct measurement out of the storage container
- Only 2 ml of sample needed for measurement
- Perfect traceability of results
- Inspection window to check if your sample contains bubbles or not
- Bluetooth data transfer to your PC

Specifications:

- Measuring range:
 - Density: 0 g/cm³ to 3 g/cm³
 - Temperature: 0 °C to 40 °C
- Sample volume: 2 ml
- Dimensions (L x W x H): 245 x 103 x 126 mm
- Internal storage: 1024 measured results, 250 sample IDs, 30 measuring methods
- Power supply: 3 AA batteries
- Weight: 660 g
- Immediately temperature compensation to 25 °C

REF [101SG4928](#)**99,9% accurate and 50% faster than standard density testing**

BDX BATTERY DISCHARGER/ANALYSER

The BDX is an **automatic battery discharger/analyser**, designed to test the efficiency of industrial batteries of any type, voltage and capacity. This equipment can be programmed to discharge the battery with a precisely controlled constant current, adjustable from zero to the maximum rated value, while keeping the battery voltage under control.



General information:

- High-frequency IGBT regulator, featuring constant current discharge of the battery
- Rugged construction
- Compact and portable design
- Wide power range available – battery voltages up to 600 VDC and discharge currents up to 600 A
- Intelligent electronic protection system
- Programmable digital board, controlled by microprocessor
- Can operate with batteries of any type
- Digital display (battery voltage and current, time, capacity discharged, programmed values)
- CE-certified
- USB-connection
- Free analysing software provided (graphs of voltage, Ah and time)

AC input standard voltage:

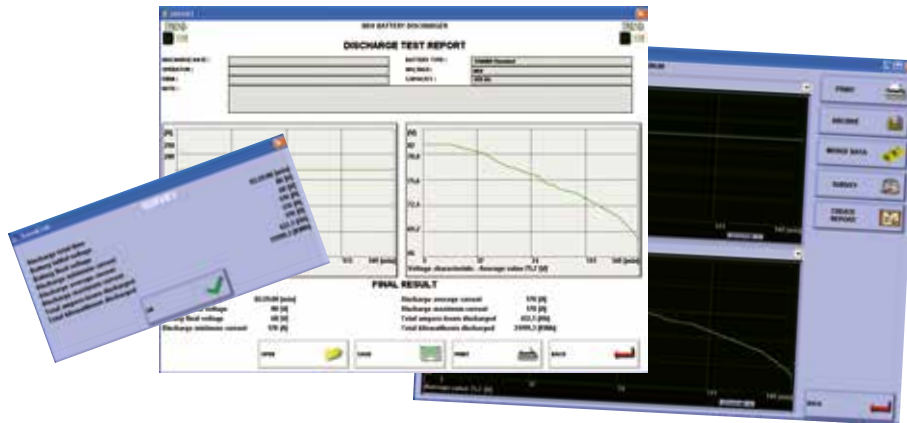
- Voltage range: 85-135 or 180-250 VAC
- Single-phase
- Maximum power: 250 W
- 50/60 Hz

Battery voltage: 12-48 VDC / Maximum discharge current: 100 A

REF [101SG4929](#)

Battery voltage: 12-96 VDC / Maximum discharge current: 200 A

REF [101SG4930](#)



BATTERY SAFETY KIT



Contents:

- Acid sleeves
- First-aid eye wash kit
- Safety glasses
- Chemical-resistant latex gloves
- Acid-resistant apron

REF [101SG3633](#)

SPILL KIT 20 L



PVC transparent transport bag (320 x 320 x 160 mm)

Contents:

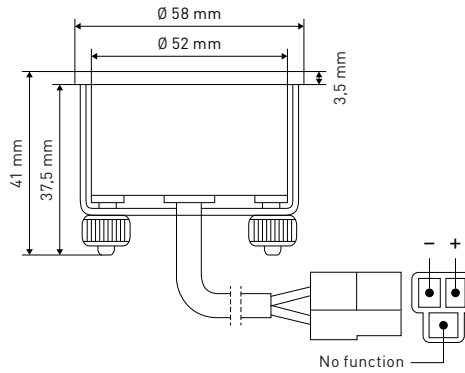
- 30 absorbing towels (30 x 30 cm)
- 1 absorbing sock (8 cm x 1,2 m)
- 5 cleaning cloths (32 x 40 cm)
- 1 pair of gloves
- Safety goggles (only in chemical version)
- 2 recycling bags (30 l)

REF [101SG5844](#) – Universal absorbing kit

REF [101SG5843](#) – Chemical absorbing kit

REF [101SG5845](#) – Oil-absorbing kit

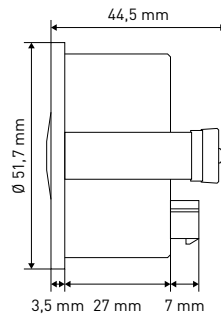
BATTERY DISCHARGE INDICATORS



- Diameter: 52 mm
- Without lock-out

- REF [101SG4472](#) - 12 V
- REF [101SG4473](#) - 24 V
- REF [101SG4474](#) - 36 V
- REF [101SG4475](#) - 48 V
- REF [101SG4476](#) - 72 V
- REF [101SG4477](#) - 80 V

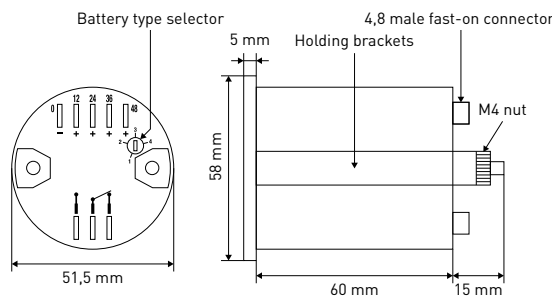
BATTERY DISCHARGE INDICATORS



- Diameter: 52 mm
- With lock-out
- 4 wires, +/-, relay

- REF [101SG4478](#) - 12 V
- REF [101SG4479](#) - 24 V
- REF [101SG4480](#) - 36 V
- REF [101SG4481](#) - 48 V

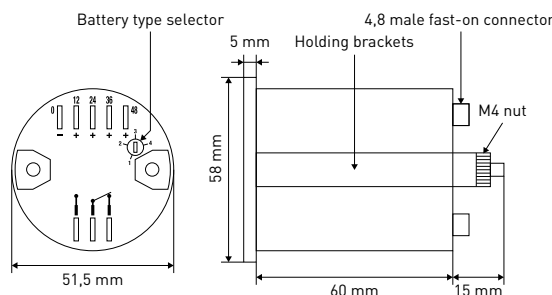
BATTERY DISCHARGE INDICATORS/CONTROLLERS



Diameter 52 mm

- REF [101SG4482](#) - Multi-voltage without lock-out: 12-24-36-48 V
- REF [101SG4483](#) - Multi-voltage with lock-out: 12-24-36-48 V

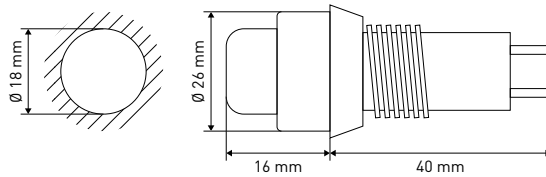
BATTERY DISCHARGE CONTROLLER/HOUR METER



- Diameter: 52 mm
- With lock-out
- Hour meter and BDI

- REF [101SG4484](#) - Multi-voltage: 12-24-36-48 V

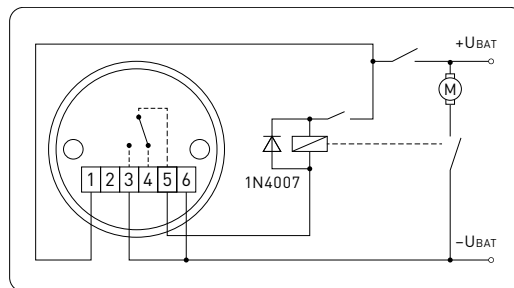
BATTERY DISCHARGE INDICATORS



- Diameter: 18 mm
- Used for sweepers

- REF [101SG4485](#) - 12 V
- REF [101SG4486](#) - 24 V
- REF [101SG4487](#) - 36 V
- REF [101SG4489](#) - 48 V

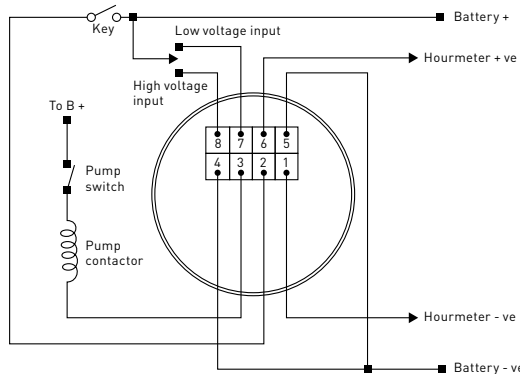
BATTERY DISCHARGE INDICATORS/CONTROLLER



- Diameter: 52 mm
- With lock-out

- REF [101SG4490](#) - 12 V
- REF [101SG4492](#) - 24 V
- REF [101SG4493](#) - 36 V
- REF [101SG4495](#) - 40 V
- REF [101SG4498](#) - 48 V
- REF [101SG4500](#) - 72 V
- REF [101SG4501](#) - 80 V

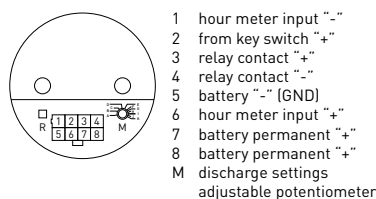
BATTERY DISCHARGE CONTROLLERS/HOUR METER



- Diameter: 52 mm
- With lock-out
- Multi-voltage: 24-80 V
- Automatic voltage detection

REF [101SG4504](#)

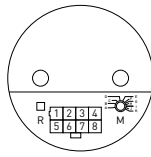
BATTERY DISCHARGE CONTROLLERS/HOUR METER



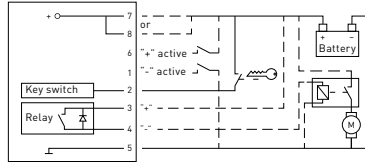
- Diameter: 52 mm
- With lock-out

- REF [101SG4505](#) - 24 V, 8 LED
- REF [101SG4507](#) - 24 V, 10 LED
- REF [101SG4508](#) - 36 V, 8 LED
- REF [101SG4509](#) - 36 V, 10 LED
- REF [101SG4512](#) - 48 V, 8 LED
- REF [101SG4514](#) - 48 V, 10 LED

BATTERY DISCHARGE INDICATORS



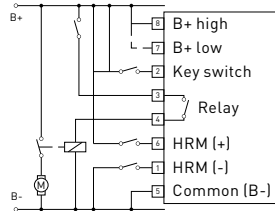
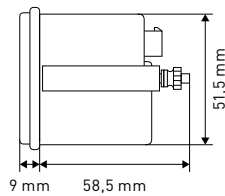
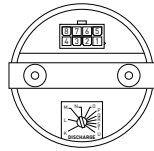
- 1 hour meter input "-"
- 2 from key switch "+"
- 3 relay contact "+"
- 4 relay contact "-"
- 5 battery "-" (GND)
- 6 hour meter input "+"
- 7 battery permanent "+"
- 8 battery permanent "-"
- M discharge settings adjustable potentiometer



- Diameter: 52 mm
- With lock-out

- REF [101SG4521](#) - 12 V
- REF [101SG4522](#) - 24 V
- REF [101SG4523](#) - 36 V
- REF [101SG4524](#) - 48 V

BATTERY DISCHARGE CONTROLLERS/HOUR METERS



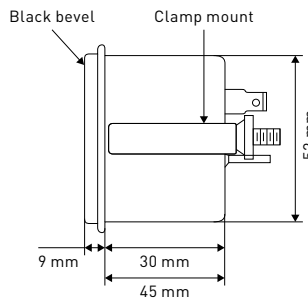
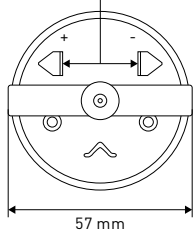
- Diameter: 52 mm
- With lock-out
- Curtis 803-series

- REF [101SG4525](#) - 12 V
- REF [100SG4405](#) - 24 & 48 V
- REF [101SG4526](#) - 72 & 80 V

BATTERY DISCHARGE CONTROLLERS



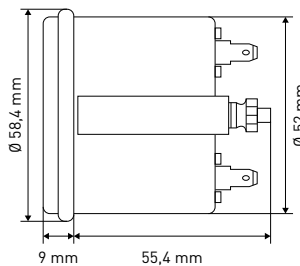
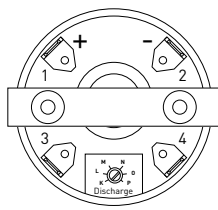
Fast-on 6,3 mm
Male quick



- Diameter: 52 mm
- Without lock-out
- Curtis 900-series

- REF [101SG4527](#) - 12 V
- REF [101SG4528](#) - 24 V
- REF [101SG4529](#) - 36 V
- REF [101SG4530](#) - 48 V
- REF [101SG4531](#) - 72 V
- REF [101SG4532](#) - 80 V

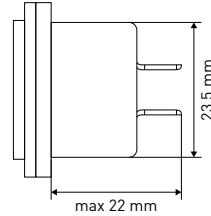
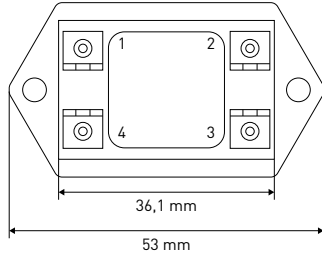
BATTERY DISCHARGE CONTROLLERS



- Diameter: 52 mm
- With lock-out
- Curtis 901-series

- REF [101SG4533](#) - 24 V
- REF [101SG4534](#) - 36 V
- REF [101SG4535](#) - 48 V
- REF [101SG4536](#) - 72 V
- REF [101SG4537](#) - 80 V

BATTERY DISCHARGE INDICATORS



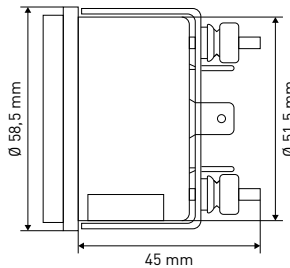
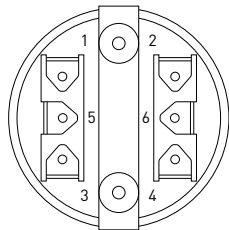
- Outer diameter: 52 mm
- With lock-out

Terminals:

1. Battery +
2. Battery -
3. Memory battery (+)
4. Key switch

- REF [101SG4538](#) - 12 V
- REF [101SG4539](#) - 24 V
- REF [101SG4540](#) - 36 V
- REF [101SG4541](#) - 48 V

BATTERY CHARGE METERS (NO BDI)



- Diameter: 52 mm
- Not intended for use with battery-powered vehicles!

Terminals:

1. Not connected
2. Battery +
3. Battery ground
4. Not connected
5. Higher output
6. Lower output

- REF [101SG4542](#) - 12 V
- REF [101SG4543](#) - 24 V

HOUR METERS - ANALOGUE			Voltage V	Diameter mm	REF
			12	52	101SG4544
			12-80	52	101SG4564
		BAUSER	10-80	52	101SG4565
		BAUSER	10-80	52	101SG4566
		BAUSER	10-80	52	101SG4567
			12-24	52	101SG4568
			12-24	52	101SG4574

HOUR METERS - ANALOGUE				
		Voltage V	Diameter mm	REF
		12-80	52	101SG2253
		24	52	101SG4575

HOUR METERS - ANALOGUE WITH POINTER				
		Voltage V	Diameter mm	REF
		10-60	52	101SG4576
		 10-60	52	101SG4577
		 10-80	52	101SG4578
		24-48	52	101SG4579

HOUR METERS - DIGITAL					
		Voltage V	Diameter mm	REF	
		9-32	52	101SG4581	
		 CURTIS	9-60	52	101SG4582
		10-80	52	101SG4583	
		 BAUSER	12-24	52	101SG4584
		 BEST BUY	12-24	52	101SG4585
		 CURTIS	12-45	52	101SG4586

HOUR METERS - DIGITAL			Voltage V	Diameter mm	REF
		 CURTIS	12-48	52	101SG4587
		 CURTIS	12-48	52	100SG6358
			12-48	52	101SG4588
		 CURTIS	12-80	52	101SG4589
			36-86	52	100SG1389

HOUR METERS - ANALOGUE SQUARE			Voltage V	REF
		BAUSER 	10-50	101SG4590
			10-80	100SG4390
		COBOO <i>group</i>	12-24	101SG4591
		Honeywell	12-24	100SG4413
			12-36	101SG4592

HOUR METERS - DIGITAL SQUARE			Voltage V	REF
			12	101SG4593
		 CURTIS	12-48	101SG4594
		 CURTIS	12-48	100SG7841
		 CURTIS	24-48	101SG4595
		 CURTIS	12-48	101SG4596
		 CURTIS	12-60	100SG3955

CURTIS



ELEKTROSISTEM



UNIVERSAL PARTS & WORKSHOP ACCESSORIES

Founded in 1979, ELEKTROSISTEM designs, manufactures and sells electronic equipment for the drive of electric vehicles equipped with DC and AC motors.



PG DRIVES TECHNOLOGY



PG Drives Technology is also a renowned supplier of controllers for industrial vehicles such as lift trucks, aerial work platforms, sweepers and scrubbers, golf carts ... In the cleaning industry, PG products are used by: RCM, Ghibli, Tennant, Kärcher, Windsor, Alto Clark, Nilfisk, Cleanfix, Numatic, Diversey, RPS and G-Matic.



SEVCON



Sevcon is a renowned manufacturer of motor controllers and system components for electrically powered machines such as lift trucks, aerial work platforms, sweepers ...

UNIVERSAL PARTS & WORKSHOP ACCESSORIES

SME



SME GROUP, founded in 1974, is an Italian High Technology manufacturer of electronic controllers and related products for application in battery powered vehicles.



ELECTRONICS DEPARTMENT



UNIVERSAL PARTS & WORKSHOP ACCESSORIES

BACK-UP ALARMS



SAFE-T-ALERT 2000 SERIES

SAFE-T-ALERT[®]

Made in USA

Voltage V	Volume dB	REF
12-24	87	101SG4935*
12-80	87	101SG4936*
12-24	97	101SG3937*
12-48	97	101SG4938*
12-80	97	101SG4939*
12-24	102	101SG4940*
12-24	77-102	101SG4941**
12-48	77-97	101SG4942**

* conforms to SAE J994 type C or D ** self-adjusting



SAFE-T-ALERT 2500 SERIES

SAFE-T-ALERT[®]

Made in USA

Voltage V	Volume dB	REF
12-80	87	101SG4943*
12-48	97	101SG4944*
12-24	102	101SG4945*

* conforms to SAE J994 type C or D



SAFE-T-ALERT 3200 SERIES

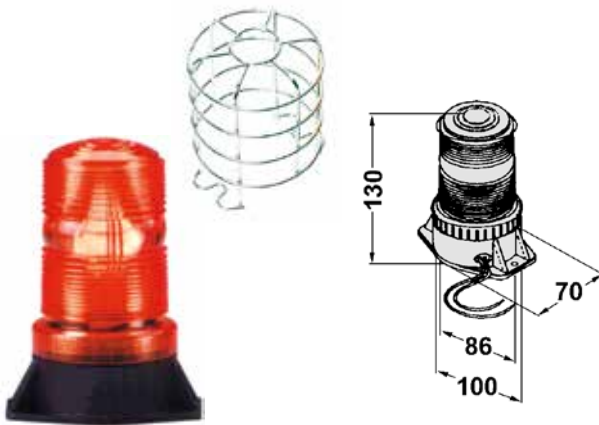
SAFE-T-ALERT[®]

Made in USA

Voltage V	Volume dB	REF
12-24	97	101SG4946*
12-24	107	101SG4947*

* conforms to SAE J994 type B or C


STROBE LIGHTS



SINGLE FLASH XENON STROBE LIGHT MULTI-VOLTAGE

- Amber
- 12/80 V

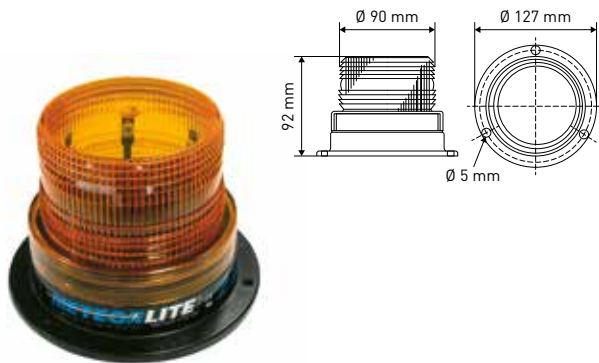
- REF [101SG4961](#) – Strobe light
- REF [100SG4133](#) – Replacement tube
- REF [101SG4962](#) – Protection guard



HEAVY-DUTY FLASH XENON STROBE LIGHT

- Amber
- 12/110 VDC

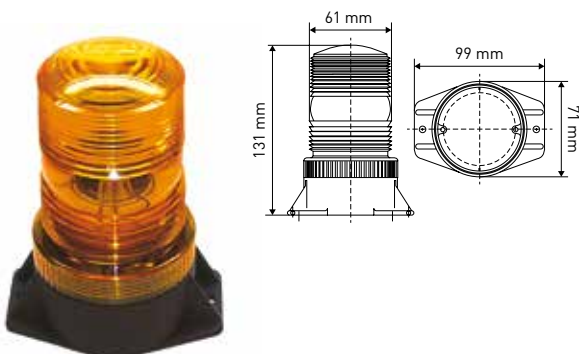
- REF [101SG4963](#) – Strobe light
- REF [101SG4964](#) – Replacement flash tube
- REF [101SG4965](#) – Protection guard



METEORLITE - ML5 - LED

- Microprocessor-controlled
- Current draw 0,1 A
- Epoxy filled base
- Amber
- Strobe light 12/80 V

- REF [100SG1180](#) – METEORLITE
- REF [101SG4965](#) – Protection guard



METEORLITE - ML2 - LED

- Microprocessor-controlled
- 60 ± 6 quad FPM
- Current draw 0,1 A
- Epoxy filled base
- Amber
- Strobe light 12/80 V

- REF [101SG4966](#) – METEORLITE
- REF [101SG4962](#) – Protection guard

DOCUMENT HOLDERS



- Waterproof
- For A4 documents
- Outer dimensions: 365 x 280 x 55 mm
- Inner dimensions: 320 x 220 x 30 mm
- Material: high-density polyethylene

REF [100SG4486](#)



- Waterproof
- For A5 documents
- Outer dimensions: 295 x 195 x 45 mm
- Inner dimensions: 230 x 160 x 15 mm
- Material: high-density polyethylene

REF [100SG4446](#)



- Economic version
- For A4 documents
- Outer dimensions: 320 x 260 x 55 mm
- Inner dimensions: 295 x 230 x 40 mm
- Material: high-density polyethylene

REF [100SG8805](#)



- For A4 documents
- Dimensions: 305 x 310 mm
- Thickness up to 15 mm

REF [101SG4967](#)



- Document net
- Dimensions: 360 x 340 x 220 mm

REF [101SG4968](#)



- Document net
- Dimensions: 375 x 215 x 8 mm
- Consists of 2 halves

REF [101SG4969](#)



- Waterproof document holder with safety symbol
- Length: 320 mm
- Outer dimensions: 318 x 55 mm
- Inner dimensions: 314 x 50 mm
- Overall dimensions (incl. brackets): 340 x 80 mm
- Material: polypropylene

REF [101SG4970](#)



- Universal document holder
- Length: 370 mm
- Inner length: 325 mm
- Inner diameter: 70 mm
- Material: PVC
- Supplied with brackets

REF [101SG4971](#)

REF [101SG4972](#) – Steel bracket for document holder

DOCUMENT HOLDERS




- Universal document holder
- Length: 400 mm
- Outer dimensions tube: 355 x 88 mm
- Inner dimensions tube: 348 x 82 mm
- Overall dimensions (incl. brackets): 400 x 110 mm
- Material: polypropylene

REF [101SG4973](#)



- Dimensions: 270 x 220 x 60 mm
- Material: ABS

REF [101SG3974](#)



- For Sears 1200-series seats
- Dimensions: 230 x 162 x 20 mm

REF [101SG4975](#) – Plastic box with plexi cover

REF [101SG4976](#) – Plastic box only

REF [101SG4999](#) – Cover only



- For A5 documents
- Outer dimensions: 232 x 180 x 20 mm
- Inner dimensions: 214 x 166 x 17 mm
- Material: polyethylene
- Only for use inside cab due to open top

REF [101SG4977](#)



- For Sears seats
- Dimensions: 330 x 270 mm
- Thickness up to 50 mm
- Material: imitation leather

REF [101SG4978](#)



- For Grammer seats
- Dimensions: 365 x 235 mm

REF [100SG1350](#)

CLASSIC FLOOR CLEANER



TOTALSOURCE®

Concentrated floor cleaner

- Suitable for manual and mechanical processing
- Applicable on all water-resistant surfaces
- PH-neutral
- Biodegradable
- Content: 10 l

REF [101SG5868](#)

INDUSTRIAL FLOOR CLEANER



TOTALSOURCE®

Highly concentrated alkaline floor cleaner

- Suitable for manual and mechanical processing
- Not suitable for floors with polymer protection coating
- Aggressive: removes dirt, oil, greases and minor rubber markings effortlessly
- Biodegradable
- Content: 10 l

REF [101SG3636](#)

PAINT



HAKO
Anthracite grey

REF [101SG3608](#) 2,5 l
REF [101SG5869](#) 400 ml (spray)

HAKO
Dusty grey

REF [101SG3610](#) 2,5 l
REF [101SG5870](#) 400 ml (spray)

HAKO
White aluminium

REF [101SG3611](#) 2,5 l
REF [101SG5871](#) 400 ml (spray)

HAKO
Vermilion

REF [101SG3612](#) 2,5 l
REF [101SG5872](#) 400 ml (spray)

HAKO
Jet black

REF [101SG3614](#) 2,5 l
REF [101SG5873](#) 400 ml (spray)

HAKO
Graphite black

REF [101SG3615](#) 2,5 l
REF [101SG5874](#) 400 ml (spray)

KÄRCHER
Basalt grey

REF [101SG3616](#) 2,5 l
REF [101SG5875](#) 400 ml (spray)

KÄRCHER
Zinc yellow

REF [101SG3618](#) 2,5 l
REF [101SG3619](#) 400 ml (spray)

NILFISK
Window grey

REF [101SG3620](#) 2,5 l
REF [101SG5876](#) 400 ml (spray)

NILFISK
Iron grey

REF [101SG3621](#) 2,5 l
REF [101SG3622](#) 400 ml (spray)

TENNANT
Blue green

REF [101SG5878](#) 2,5 l
REF [101SG5877](#) 400 ml (spray)

TENNANT
White

REF [101SG5880](#) 2,5 l
REF [101SG5879](#) 400 ml (spray)

SPRAYMASTER
For 400 or 500 ml spray can

REF [101SG3624](#)

FLAG



TOTALSOURCE®

- The best way to find your vehicle
- Total length: 1500 mm
- Dia shaft: 6 mm
- Fluo yellow flag with white shaft
- Set of 2 equal pieces

REF [101SG3645](#)

SELF-ADHESIVE ANTISKID ROLLS



Length m	Width mm	REF
18,3	19	100SG6882
18,3	50	101SG3646
18,3	100	100SG6883
18,3	150	100SG6884
18,3	200	100SG6885
18,3	300	100SG6886
18,3	610	100SG6887
18,3	1220	101SG3648

ANTISKID SPRAY



BRAND: ROCOL

- Transparent antiskid spray
- Can be applied quickly
- Suitable for in- and outdoor applications
- Can be applied to metal, glass fibre plate, marble and many other bases
- Suitable for pedestrian traffic
- Coverage: 1,5–2,5 m² per 400 ml spray can

REF [101SG3649](#)

ANTISLIP COATING



- Protective fluid polyurethane coating suitable for all surfaces
- Contains rubber granules that provide a sound absorbing effect
- For hard-adherent surfaces a primer is advised: REF 101SG5881 (1 l)
- Kit 4 l (contains: paint rollers, gloves, abrasive sheet)

REF [101SG3679](#)

HANDBRUSH



- Coco handbrush
- Total length: 290 mm
- Brush length without handle: 150 mm

REF [101SG3651](#)

DUSTPAN



- Metal dustpan
- Length: 230 mm
- Width: 225 mm

REF [101SG3652](#)

DUSTPAN WITH HANDBRUSH



- Plastic dustpan + handbrush
- Length: 310 mm
- Width: 215 mm

REF [101SG3653](#)

POWDERED LATEX GLOVES



Box with powdered latex gloves

- Ambidextrous gloves for short-term use
- Lightly powdered natural latex
- Recommended for delicate work
- Suitable for short-term contact with food

Standard:

- EN 374-3
- EN 420

REF [101SG3641](#) – S/100 pieces

REF [101SG3642](#) – M/100 pieces

REF [101SG3643](#) – L/100 pieces

REF [101SG3644](#) – XL/90 pieces

GLOVES

Honeywell



Box with 100 powdered nitrile gloves

- Lightly powdered nitrile glove
- Blue translucent
- Single use

Standard:

- Cat II
- EN 420
- EN 374-2
- EN 374-3

REF [101SG5846](#) – S

REF [101SG5861](#) – M

REF [101SG5848](#) – L

REF [101SG5862](#) – XL

CHEMICAL GLOVES

Honeywell**Recommendations:**

High-performance chemical protection (oils, detergents, certain solvents)

Advantages:

The nitrile formulation was chosen for its mechanical resistance, its flexibility, and its resistance to a great number of chemical products

Standard:

- Cat III
- EN 420
- EN 388:4101
- EN 374-3:JKL

- REF [101SG3637](#)** – Size: 7/S
REF [101SG3638](#) – Size: 8/M
REF [101SG3639](#) – Size: 9/L
REF [101SG3640](#) – Size: 10/XL

Short version:

- REF [101SG5886](#)** – Size: 7/S
REF [101SG5887](#) – Size: 8/M
REF [101SG5888](#) – Size: 9/L
REF [101SG5889](#) – Size: 10/XL

PREMIUM QUALITY HAND SOAP



TOTALSOURCE®

- Liquid, degreasing hand cleaner
- Skin-friendly: free of solvents and other substances harmful to the skin
- With fine micro-particles of vegetable origin with softening properties

- REF [101SG3625](#) – Hand soap 3 l
- REF [101SG3626](#) – Wall bracket with elbow lever
- REF [101SG3627](#) – Refill pack 3 l
- REF [101SG3634](#) – Wall dispenser for refill pack 3 l

CLEANING TISSUE



- Floor-mounting dispenser
- Rolls excluded

REF [101SG3630](#)



- Wall-mounting dispenser
- Rolls excluded

REF [101SG3631](#)

TOTALSOURCE®

REF [101SG3629](#) – 2 white rolls (600 m x 240 mm)

HAND CLEANER WIPES



TOTALSOURCE®

- Fast and easy hand cleaning without water and soap
- Pleasantly scented
- Efficient against heavy greases, lubricants, sludge, fresh paints ...
- Scrubs tools, mechanical parts, whiteboards ...

- REF [101SG3635](#) – 100 wipes
- REF [101SG3663](#) – Wall bracket