



# ERSATZTEILE LADEBORD

**DES**   
Fördertechnik

Matthias Manzeit  
Mühlenstraße 26, 53347 Alfter  
Tel. +49 (0) 228 243 666 88  
[info@des-foerdertechnik.de](mailto:info@des-foerdertechnik.de)  
[www.des-foerdertechnik.de](http://www.des-foerdertechnik.de)

## **Inhaltsverzeichnis ..... A-R**

- Englisch ..... A
- Holländisch ..... C
- Französisch ..... E
- Deutsch ..... G
- Spanisch ..... I
- Portugiesisch ..... K
- Italienisch ..... M
- Polnisch ..... O
- Russisch ..... Q

## **1 Verwendet für AMA ..... 1-24**

- Zylinder ..... 2
- Zylinder-Ersatzteile ..... 4
- Aggregate & Ersatzteile ..... 8
- Motoren, Pumpen & Ersatzteile ..... 9
- Schläuche & Kupplungen ..... 11
- Spulen & Ventile ..... 12
- Achsen, Buchsen & Rollen ..... 14
- Mechanische Ersatzteile ..... 16
- Schalter & Bedienungen ..... 20
- Kabel & Stecker ..... 23
- Elektrische Ersatzteile ..... 24

## **2 Verwendet für Anteo ..... 25-54**

- Zylinder ..... 26
- Zylinder-Ersatzteile ..... 27
- Dichtungen & Ringe ..... 29
- Aggregate & Ersatzteile ..... 30
- Motoren, Pumpen & Ersatzteile ..... 31
- Schläuche & Kupplungen ..... 34
- Spulen & Ventile ..... 36
- Achsen, Buchsen & Rollen ..... 39
- Mechanische Ersatzteile ..... 41
- Schalter & Bedienungen ..... 47
- Kabel & Stecker ..... 51
- Elektrische Ersatzteile ..... 52

## **3 Verwendet für Bär Cargolift ..... 55-114**

- Zylinder ..... 56
- Zylinder-Ersatzteile ..... 60
- Dichtungen & Ringe ..... 67
- Aggregate & Ersatzteile ..... 68
- Motoren, Pumpen & Ersatzteile ..... 70
- Schläuche & Kupplungen ..... 76
- Spulen & Ventile ..... 78
- Achsen, Buchsen & Rollen ..... 81

- Mechanische Ersatzteile ..... 86
- Schalter & Bedienungen ..... 95
- Kabel & Stecker ..... 103
- Elektrische Ersatzteile ..... 107
- Übrige Ersatzteile ..... 112
- Aufkleber ..... 113

## **4 Verwendet für Behrens Eurolift ..... 115-128**

- Zylinder ..... 116
- Zylinder-Ersatzteile ..... 117
- Aggregate & Ersatzteile ..... 118
- Motoren, Pumpen & Ersatzteile ..... 119
- Schläuche & Kupplungen ..... 120
- Spulen & Ventile ..... 121
- Achsen, Buchsen & Rollen ..... 122
- Mechanische Ersatzteile ..... 123
- Schalter & Bedienungen ..... 126
- Elektrische Ersatzteile ..... 127

## **5 Verwendet für Dautel ..... 129-162**

- Zylinder ..... 130
- Zylinder-Ersatzteile ..... 132
- Aggregate & Ersatzteile ..... 137
- Motoren, Pumpen & Ersatzteile ..... 139
- Schläuche & Kupplungen ..... 143
- Spulen & Ventile ..... 144
- Achsen, Buchsen & Rollen ..... 146
- Mechanische Ersatzteile ..... 149
- Schalter & Bedienungen ..... 154
- Kabel & Stecker ..... 158
- Elektrische Ersatzteile ..... 160
- Übrige Ersatzteile ..... 162

## **6 Verwendet für Dhollandia ..... 163-270**

- Zylinder ..... 164
- Zylinder-Ersatzteile ..... 169
- Dichtungen & Ringe ..... 184
- Aggregate & Ersatzteile ..... 186
- Motoren, Pumpen & Ersatzteile ..... 193
- Schläuche & Kupplungen ..... 198
- Spulen & Ventile ..... 206
- Achsen, Buchsen & Rollen ..... 214
- Mechanische Ersatzteile ..... 221
- Schalter & Bedienungen ..... 241
- Kabel & Stecker ..... 257
- Elektrische Ersatzteile ..... 261
- Übrige Ersatzteile ..... 268
- Aufkleber ..... 269

## **7 Verwendet für Erhel Hydris ..... 271-292**

- Zylinder ..... 272
- Aggregate & Ersatzteile ..... 274
- Motoren, Pumpen & Ersatzteile ..... 275
- Spulen & Ventile ..... 278
- Achsen, Buchsen & Rollen ..... 280
- Mechanische Ersatzteile ..... 282



# TABLE OF CONTENTS

DEUTSCH

• Schalter & Bedienungen.....	286
• Kabel & Stecker.....	288
• Elektrische Ersatzteile .....	290

## **8 Verwendet für Mariba ..... 293–306**

• Zylinder.....	294
• Motoren, Pumpen & Ersatzteile .....	296
• Spulen & Ventile .....	298
• Achsen, Buchsen & Rollen .....	299
• Mechanische Ersatzteile.....	300
• Schalter & Bedienungen.....	303
• Elektrische Ersatzteile .....	305

## **9 Verwendet für MBB Hubfix/Interlift..... 307–360**

• Zylinder.....	308
• Zylinder-Ersatzteile.....	312
• Dichtungen & Ringe.....	318
• Aggregate & Ersatzteile.....	319
• Motoren, Pumpen & Ersatzteile .....	323
• Schläuche & Kupplungen .....	328
• Spulen & Ventile .....	330
• Achsen, Buchsen & Rollen .....	332
• Mechanische Ersatzteile.....	338
• Schalter & Bedienungen.....	346
• Kabel & Stecker.....	355
• Elektrische Ersatzteile .....	356
• Aufkleber .....	359

## **10 Verwendet für Palgate/Palfinger..... 361–376**

• Zylinder.....	362
• Zylinder-Ersatzteile.....	363
• Dichtungen & Ringe.....	364
• Aggregate & Ersatzteile.....	365
• Motoren, Pumpen & Ersatzteile .....	366
• Schläuche & Kupplungen .....	367
• Spulen & Ventile .....	368
• Achsen, Buchsen & Rollen .....	369
• Mechanische Ersatzteile.....	370
• Schalter & Bedienungen.....	373
• Kabel & Stecker.....	375
• Elektrische Ersatzteile .....	376

## **11 Verwendet für Ratcliff..... 377–388**

• Zylinder.....	378
• Motoren, Pumpen & Ersatzteile .....	379
• Spulen & Ventile .....	381
• Achsen, Buchsen & Rollen .....	382
• Mechanische Ersatzteile.....	383
• Kabel & Stecker.....	387
• Elektrische Ersatzteile .....	388

## **12 Verwendet für Sörensen..... 389–410**

• Zylinder.....	390
• Zylinder-Ersatzteile.....	392
• Dichtungen & Ringe.....	393
• Aggregate & Ersatzteile.....	394

• Motoren, Pumpen & Ersatzteile .....	396
• Schläuche & Kupplungen .....	398
• Spulen & Ventile .....	399
• Achsen, Buchsen & Rollen .....	400
• Mechanische Ersatzteile.....	402
• Schalter & Bedienungen.....	405
• Elektrische Ersatzteile .....	408
• Aufkleber .....	409

## **13 Verwendet für Zepro Mammut Lift..... 411–464**


• Zylinder.....	412
• Zylinder-Ersatzteile .....	416
• Aggregate & Ersatzteile.....	424
• Motoren, Pumpen & Ersatzteile .....	426
• Schläuche & Kupplungen .....	430
• Spulen & Ventile .....	434
• Achsen, Buchsen & Rollen .....	439
• Mechanische Ersatzteile.....	445
• Schalter & Bedienungen.....	453
• Kabel & Stecker.....	459
• Elektrische Ersatzteile .....	460
• Aufkleber .....	464

## **14 Universelle Ersatzteile..... 465–536**

• Motoren, Pumpen & Ersatzteile .....	466
• Gasdruckfedern & Lager.....	475
• Buchsen & Dichtungen.....	476
• Handbedienungen.....	482
• Warnleuchten.....	485
• Rückfahrwarner & Überwachung.....	495
• Luftdruckbremse Ersatzteile.....	501
• Anhängerstecker .....	505
• Batteriewartung .....	507
• Sicherungshalter & Isoliermutter.....	511
• Sicherungen .....	514
• Fußbedienung Mikroschalter.....	517
• Endschalter.....	530
• Kabelverschraubungen/Dichtungen.....	531
• Schlauchklemmen .....	533
• Schmiernippel & -kappen.....	534

## **15 Verbrauchsmaterialien & Werkstattzubehör..... 537–614**

• Laderampen.....	538
• Sicherheit.....	541
• Persönliche Sicherheit.....	544
• Bekleidung.....	551
• Verbrauchsmaterialien .....	553
• Lagerzubehör.....	571
• Handwerkzeuge .....	576
• Elektrowerkzeuge.....	592
• Werkstatt.....	596
• Außenbereich.....	614

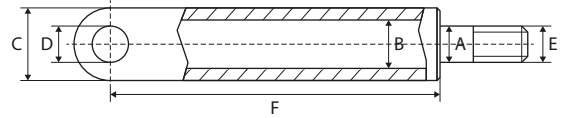


1

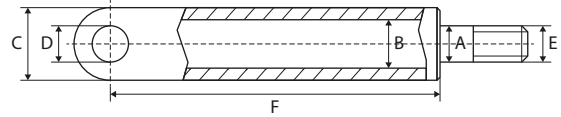
USED FOR AMA

## LIFT CYLINDERS

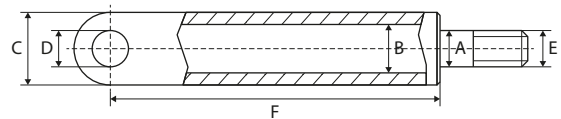
VÉRINS DE LEVAGE – HUBZYLINDER



REF	A	B	C	D	E	F	Info
<a href="#">111TP1181</a>	40 mm	70 mm	85 mm	35 mm	M36 x 2 mm	450 mm	Old Type



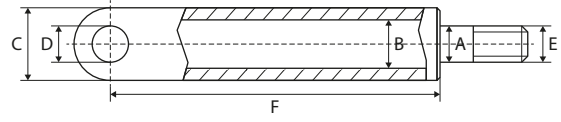
REF	A	B	C	D	E	F	Info
<a href="#">111TP1182</a>	40 mm	70 mm	85 mm	35 mm	M36 x 2 mm	465 mm	Old Type



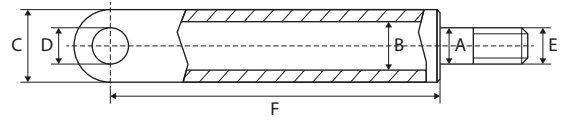
REF	A	B	C	D	E	F	Info
<a href="#">111TP1183</a>	40 mm	80 mm	95 mm	35 mm	M36 x 2 mm	460 mm	New Type

## TILT CYLINDERS

VÉRIN D'INCLINAISON – SCHLIESSZYLINDER



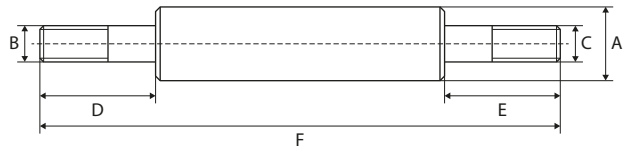
REF	A	B	C	D	E	F	Info
<a href="#">111TP1184</a>	40 mm	70 mm	85 mm	35 mm	M36 x 2 mm	450 mm	Old Type



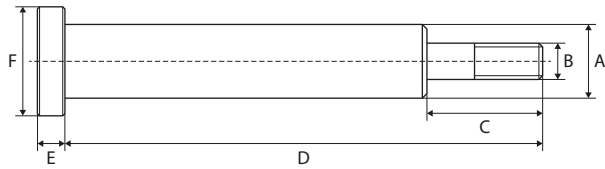
REF	A	B	C	D	E	F	Info
<a href="#">111TP1185</a>	50 mm	80 mm	95 mm	35 mm	M45 x 2 mm	460 mm	New Type

## PISTON RODS

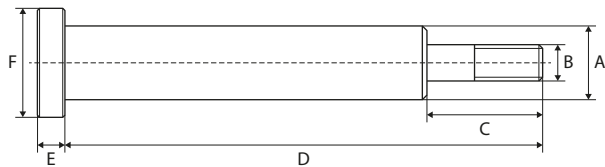
TIGES DE PISTON – KOLBENSTANGEN



REF	A	B	C	D	E	F	Info
<a href="#">111TP1186</a>	40 mm	M34	M36	28 mm	88 mm	485 mm	New Type

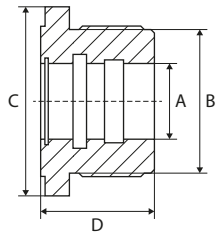


REF	A	B	C	D	E	Info
<a href="#">111TP1187</a>	40 mm	M36		510 mm	35 mm	

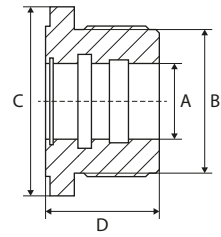


REF	A	B	C	D	E	Info
<a href="#">111TP1188</a>	40 mm	M36		500 mm	45 mm	
<a href="#">111TP1189</a>	50 mm	M45		500 mm	45 mm	

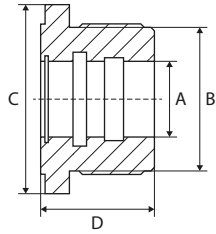

## CYLINDER HEADS CULASSES – ZYLINDERKÖPFE



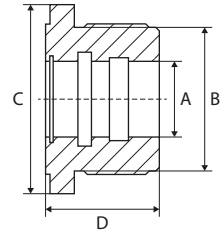

REF	A	B	C	D	Info
<a href="#"><u>111TP1190</u></a>	40 mm	70 mm	90 mm	50 mm	OldType



REF	A	B	C	D	Info
<a href="#"><u>111TP1191</u></a>	40 mm	80 mm	100 mm	50 mm	Old Type



REF	A	B	C	D	Info
<a href="#"><u>111TP1192</u></a>	48,5 mm	73 mm	85 mm	48,5 mm	



REF	A	B	C	D	Info
<a href="#"><u>111TP1193</u></a>	40 mm	82 mm	93 mm	48,8 mm	



## SEAL KITS

KITS DE JOINTS – DICHTUNGSSÄTZE



REF	Info
<a href="#"><u>111TP1194</u></a>	Ø 30/50 mm



REF	Info
<a href="#"><u>111TP1195</u></a>	Ø 30/50 mm



REF	Info
<a href="#"><u>111TP1196</u></a>	Ø 40/70 mm



REF	Info
<a href="#"><u>111TP1197</u></a>	Ø 40/70 mm



REF	Info
<a href="#"><u>111TP1198</u></a>	Ø 40/80 mm



REF	Info
<a href="#"><u>111TP1199</u></a>	Ø 40/80 mm



REF	Info
<a href="#"><u>111TP1200</u></a>	Ø 50/80 mm



REF	Info
<a href="#"><u>111TP1201</u></a>	Ø 50/80 mm



REF	Info
<a href="#"><u>111TP1202</u></a>	Ø 55/110 mm



REF	Info
<a href="#"><u>111TP1203</u></a>	Ø 55/65 mm

## SEAL KITS

KITS DE JOINTS – DICHTUNGSSÄTZE



REF	Info
<a href="#"><u>111TP1204</u></a>	Ø 69,5/85 mm

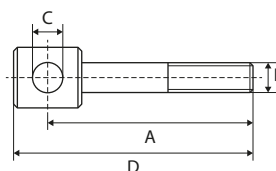
REF	Info
<a href="#"><u>111TP1205</u></a>	Ø 80/90 mm



REF	Info
<a href="#"><u>111TP1206</u></a>	

## ROD ENDS

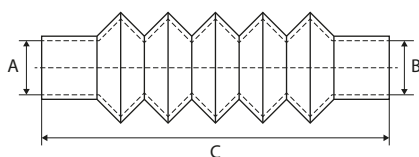
ROTULES – GELENKKÖPFE



REF	A	B	C	D	Info
<a href="#"><u>111TP1207</u></a>	70 mm	M36	35 mm	100 mm	
<a href="#"><u>111TP1208</u></a>	370 mm	M36	35 mm	400 mm	

## DUST COVERS

CACHE-POUSSIÈRE – STAUBKAPPE



REF	Ø A/B	Min–C–Max	#1	#2
<a href="#"><u>111TP1209</u></a>	55/70 mm	115–270–500 mm	<a href="#"><u>111TP4999</u></a>	<a href="#"><u>111TP4999</u></a>

**SUCTION TUBES**

TUBES D'ASPIRATION – SAUGROHRE



REF	Info
<a href="#">111TP1210</a>	HE6000

## ELECTRIC MOTORS

MOTEURS ÉLECTRIQUES – ELEKTROMOTOREN



REF	Volt	kW	Rotation
<a href="#">111TP1211</a>	12 V	0,8 kW	CW >>
<a href="#">111TP1212</a>	24 V	0,8 kW	CW >>

REF	Volt	kW	Rotation
<a href="#">111TP1213</a>	12 V	3 kW	CW >>



REF	Volt	kW	Rotation
<a href="#">111TP1214</a>	12 V	2 kW	CW >>
<a href="#">111TP1215</a>	24 V	2 kW	CW >>

REF	Volt	kW	Rotation
<a href="#">111TP1216</a>	24 V	3 kW	CW >>

## HYDRAULIC PUMPS

POMPES HYDRAULIQUES – HYDRAULIKPUMPEN



REF	CC	Rotation	Info
<a href="#">111TP1217</a>	2,5 cc	<< CCW	MD-TYP
<a href="#">111TP1218</a>	3,3 cc	<< CCW	MD-TYP

REF	CC	Rotation	Info
<a href="#">111TP1219</a>	3,2 cc	<< CCW	HE6000-TYP



REF	CC	Rotation	Info
<a href="#">111TP1220</a>	0,8 cc	<< CCW	

## SOLENOID SWITCHES/CONTACTORS

SOLÉNOÏDES/CONTACTEURS – MAGNETSCHALTER/SCHÜTZE



REF	Volt	Amp	REF	Volt	Amp
<a href="#">111TP1221</a>	12 V	100 A	<a href="#">111TP1222</a>	24 V	100 A

## BRUSHES

BALAIS – KOHLEBÜRSTEN



REF	Info	REF	Info
<a href="#">111TP1223</a>	15,8 x 8,9 x 15,8 mm – 24 V	<a href="#">111TP1224</a>	24,8 x 9,9 x 22,9 mm

## BRUSH ROCKERS

COLLIERS PORTE-BALAIS – KOHLENHALTER



REF	Info
<a href="#">111TP1225</a>	Ø 105 mm

## BEARINGS

ROULEMENTS – LAGER



REF	Info
<a href="#">111TP1226</a>	Ø 12/32 x 10 mm
<a href="#">111TP1227</a>	Ø 17/35 x 10 mm


## HOSES TUYAUX – SCHLÄUCHE



REF	Hose Ø	Hose Ø	Length	Fitting 1	Fitting 2	Info
<a href="#">111TP1228</a>	3/8"	9,5 mm	450 mm	M18 x 1,5 mm	M18 x 1,5 mm	-40-100 °C
<a href="#">111TP1229</a>	3/8"	9,5 mm	650 mm	M18 x 1,5 mm	M18 x 1,5 mm	-40-100 °C
<a href="#">111TP1230</a>	3/8"	9,5 mm	800 mm	M18 x 1,5 mm	M18 x 1,5 mm	-40-100 °C
<a href="#">111TP1231</a>	3/8"	9,5 mm	1000 mm	M18 x 1,5 mm	M18 x 1,5 mm	-40-100 °C
<a href="#">111TP1232</a>	3/8"	9,5 mm	1200 mm	M18 x 1,5 mm	M18 x 1,5 mm	-40-100 °C



REF	Hose Ø	Hose Ø	Length	Fitting 1	Fitting 2	Info
<a href="#">111TP1233</a>	1/4"	6,4 mm	500 mm	Ø 12 mm – 45°	Ø 12 mm – 45°	-40-100 °C



REF	Hose Ø	Hose Ø	Length	Fitting 1	Fitting 2	Info
<a href="#">111TP1234</a>	1/4"	6,4 mm	925 mm	M18 x 1,5 mm	Ø 12 mm	-40-100 °C

## SOLENOID VALVES

ÉLECTROVANNES – MAGNETVENTILE



REF	Volt	Ø	Info
<a href="#"><u>111TP1235</u></a>	12 V	15 mm	M20 x 1,5 mm – SA
<a href="#"><u>111TP1236</u></a>	24 V	15 mm	M20 x 1,5 mm – SA

REF	Volt	Ø	Info
<a href="#"><u>111TP1237</u></a>	12 V	15 mm	M20 x 1,5 mm – DA
<a href="#"><u>111TP1238</u></a>	24 V	15 mm	M20 x 1,5 mm – DA



REF	Volt	Ø	Info
<a href="#"><u>111TP1239</u></a>	24 V	15 mm	M20 x 1,5 mm – SA

## VALVE BLOCKS

BOÎTIERS À SOUPAPES – STEUERBLÖCKE



REF	Info
<a href="#"><u>111TP1240</u></a>	203 x 70 x 49 mm – HE6000

REF	Info
<a href="#"><u>111TP1241</u></a>	208 x 70 x 49 mm – HE6000 – 15 l



REF	Info
<a href="#"><u>111TP1242</u></a>	79 x 70 x 50 mm – HS

REF	Info
<a href="#"><u>111TP1243</u></a>	76 x 64 x 30/35 mm – 3/2

## REGULATING VALVES

SOUPAPES DE RÉGULATION – REGELVENTILE



REF	Info	REF	Info
<a href="#">111TP1244</a>	15 l/min	<a href="#">111TP1245</a>	20 l/min

## VALVES & SWITCHES

SOUPAPES & INTERRUPTEURS – VENTILE & SCHALTER

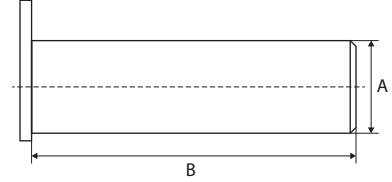
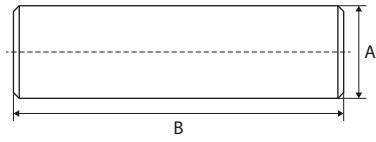


REF	Info
<a href="#">111TP1246</a>	HE6000



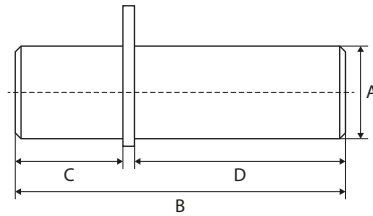
## PINS

AXES - ACHSEN



REF	A	B	Info
<a href="#">111TP1247</a>	20 mm	95 mm	

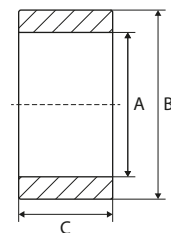
REF	A	B	Info
<a href="#">111TP1253</a>	25 mm	116 mm	M8 x 1 mm
<a href="#">111TP5001</a>	35 mm	95 mm	
<a href="#">111TP5002</a>	35 mm	98 mm	M8 x 1 mm
<a href="#">111TP1248</a>	35 mm	108 mm	M8 x 1 mm
<a href="#">111TP1249</a>	35 mm	118 mm	M8 x 1 mm
<a href="#">111TP1250</a>	35 mm	128 mm	M8 x 1 mm
<a href="#">111TP5000</a>	35 mm	155 mm	M10 x 1,5 mm
<a href="#">111TP1252</a>	35 mm	255 mm	M10 x 1,5 mm



REF	A	B	C	D	Info
<a href="#">111TP1251</a>	35 mm	185 mm	68 mm	112 mm	M10 x 1 mm

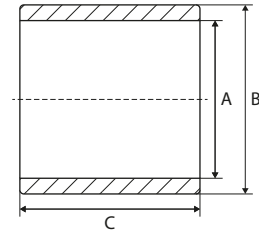
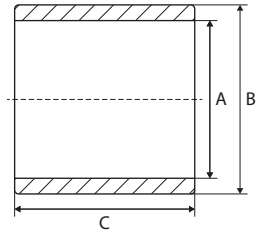
## PLATFORM ROLLERS

GALETS DE TRANSPALETTE - PLATTFORMROLLEN



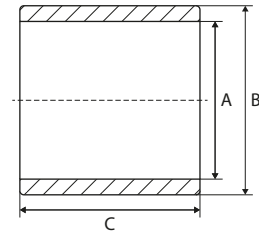
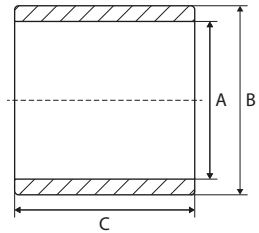
REF	A	B	C
<a href="#">111TP1254</a>	35 mm	90 mm	40 mm

## BUSHINGS BAGUES – BUCHSEN



REF	A	B	C	Info
<a href="#"><u>111TP1255</u></a>	30 mm	36 mm	30 mm	
<a href="#"><u>111TP1256</u></a>	35 mm	42 mm	35 mm	
<a href="#"><u>111TP1257</u></a>	35 mm	42 mm	58 mm	

REF	A	B	C	Info
<a href="#"><u>111TP1258</u></a>	40 mm	50 mm	70 mm	



REF	A	B	C	Info
<a href="#"><u>111TP1259</u></a>	30 mm	36 mm	60 mm	

REF	A	B	C	Info
<a href="#"><u>111TP1260</u></a>	12 mm	14 mm	15 mm	DC

## SCREWS, NUTS & RINGS

VIS, ÉCROUS & RONDELLES – SCHRAUBEN, MUTTERN & RINGE



REF	Info
<a href="#"><u>111TP1261</u></a>	M16 x 330 mm



REF	Info
<a href="#"><u>111TP1262</u></a>	M16



REF	Info
<a href="#"><u>111TP1345</u></a>	M8 x 12 mm
<a href="#"><u>111TP1264</u></a>	M8 x 16 mm
<a href="#"><u>111TP1265</u></a>	M10 x 18 mm



REF	Info
<a href="#"><u>111TP1266</u></a>	M12 x 50 mm
<a href="#"><u>111TP1267</u></a>	M16 x 30 mm
<a href="#"><u>111TP1268</u></a>	M16 x 40 mm
<a href="#"><u>111TP1269</u></a>	M16 x 80 mm



REF	Info
<a href="#"><u>111TP1270</u></a>	M8 x 75 mm
<a href="#"><u>111TP1271</u></a>	M10 x 75 mm
<a href="#"><u>111TP1344</u></a>	M14 x 150 mm
<a href="#"><u>111TP1272</u></a>	M14 x 180 mm
<a href="#"><u>111TP1273</u></a>	M14 x 230 mm
<a href="#"><u>111TP1274</u></a>	M16 x 75 mm
<a href="#"><u>111TP1275</u></a>	M16 x 150 mm
<a href="#"><u>111TP1276</u></a>	M16 x 155 mm



REF	Info
<a href="#"><u>111TP1277</u></a>	M6 x 80 mm
<a href="#"><u>111TP1278</u></a>	M8 x 30 mm
<a href="#"><u>111TP1279</u></a>	M8 x 60 mm
<a href="#"><u>111TP1280</u></a>	M16 x 45 mm
<a href="#"><u>111TP1281</u></a>	M20 x 50 mm

## SCREWS, NUTS & RINGS

VIS, ÉCROUS & RONDELLES – SCHRAUBEN, MUTTERN & RINGE



REF	Info
<a href="#"><u>111TP1282</u></a>	M8 x 12 mm
<a href="#"><u>111TP1283</u></a>	M10 x 20 mm

REF	Info
<a href="#"><u>111TP1284</u></a>	M6 x 12 mm
<a href="#"><u>111TP1285</u></a>	M6 x 16 mm
<a href="#"><u>111TP1286</u></a>	M12 x 30 mm



REF	Info
<a href="#"><u>111TP1287</u></a>	M8 x 20 mm
<a href="#"><u>111TP1288</u></a>	M8 x 25 mm
<a href="#"><u>111TP1289</u></a>	M8 x 30 mm
<a href="#"><u>111TP1290</u></a>	M12 x 25 mm
<a href="#"><u>111TP1291</u></a>	M12 x 45 mm

REF	Info
<a href="#"><u>111TP1306</u></a>	M6 x 45 mm
<a href="#"><u>111TP1342</u></a>	M8 x 80 mm
<a href="#"><u>111TP1307</u></a>	M8 x 90 mm
<a href="#"><u>111TP1308</u></a>	M10 x 80 mm



REF	Info
<a href="#"><u>111TP1292</u></a>	M3
<a href="#"><u>111TP1293</u></a>	M5
<a href="#"><u>111TP1294</u></a>	M6
<a href="#"><u>111TP1295</u></a>	M8
<a href="#"><u>111TP1296</u></a>	M10
<a href="#"><u>111TP1297</u></a>	M12
<a href="#"><u>111TP1298</u></a>	M14
<a href="#"><u>111TP1299</u></a>	M16
<a href="#"><u>111TP1300</u></a>	M20

REF	Info
<a href="#"><u>111TP1309</u></a>	Ø 25 mm
<a href="#"><u>111TP1310</u></a>	Ø 28 mm
<a href="#"><u>111TP1311</u></a>	Ø 30 mm
<a href="#"><u>111TP1312</u></a>	Ø 35 mm
<a href="#"><u>111TP1314</u></a>	Ø 39 mm
<a href="#"><u>111TP1313</u></a>	Ø 40 mm

## SCREWS, NUTS & RINGS

VIS, ÉCROUS & RONDELLES – SCHRAUBEN, MUTTERN & RINGE



REF	Info
<a href="#">111TP1301</a>	Ø 6 mm
<a href="#">111TP1302</a>	Ø 8 mm
<a href="#">111TP1303</a>	Ø 24 mm

REF	Info
<a href="#">111TP1315</a>	M6
<a href="#">111TP1316</a>	M8
<a href="#">111TP1343</a>	M16



REF	Info
<a href="#">111TP1304</a>	Ø 6 x 16 mm
<a href="#">111TP1305</a>	Ø 8 x 60 mm

## SPRINGS & GAS SPRINGS

RESSORTS & VÉRINS À GAZ – FEDERN & GASDRUCKFEDERN



REF	Info
<a href="#">111TP1317</a>	38 x 245 mm – Ø 8 mm

REF	Info
<a href="#">111TP1341</a>	85 x 85 mm – Ø 4 mm




REF	Info
<a href="#">111TP1318</a>	1225 mm – Ø 10 mm

## PLATFORM PARTS

PIÈCES DE PLATEFORME – PLATTFORMERSATZTEILE



REF	Info
<a href="#"><u>111TP1319</u></a>	§ 53b Abs. 5 StVZO TÜV/CE with certificate – 250 x 400 mm



REF	Info
<a href="#"><u>111TP1320</u></a>	§ 53b Abs. 5 StVZO TÜV/CE without certificate – 250 x 400 mm



REF	Info
<a href="#"><u>111TP2930</u></a>	200 x 300 mm



REF	Info
<a href="#"><u>111TP1321</u></a>	240 x 370 mm



REF	Info
<a href="#"><u>111TP1322</u></a>	Ø 12 x 45 mm

## JOYSTICKS

LEVIERS DE COMMANDE – JOYSTICKS



REF	Info
<a href="#">111TP1323</a>	4 position – 4 x 2NO

## ROTARY/PUSH SWITCHES & PARTS

INTERRUPTEURS ROTATIFS/POUSSOIRS & ACCESSOIRES – DREH-/DRUCKSCHALTER & ERSATZTEILE



REF	Info
<a href="#">111TP1324</a>	TM



REF	Info
<a href="#">111TP1325</a>	Down



REF	Info
<a href="#">111TP1326</a>	Up



REF	Info
<a href="#">111TP1327</a>	1999-2002



REF	Info
<a href="#">111TP1328</a>	3 positions

## FOOT CONTROLLERS & PARTS

COMMANDES AU PIED & ACCESSOIRES – FUSSSCHALTER & ERSATZTEILE



REF	Info
<a href="#"><u>111TP1329</u></a>	2000 mm

## CONTACT ELEMENTS

BLOCS DE CONTACT – KONTAKTELEMENTE



REF	Info
<a href="#"><u>111TP1330</u></a>	1 x NO

REF	Info
<a href="#"><u>111TP1331</u></a>	1 x NC

## BATTERY/EMERGENCY SWITCHES & PARTS

COUPE BATTERIE/INTERRUPTEURS D'ARRÊT D'URGENCE & ACCESSOIRES – BATTERIE-/NOTSTOPPSCHALTER & ERSATZTEILE



REF	Info
<a href="#"><u>111TP1332</u></a>	150–1000 A – 5 sec

REF	Info
<a href="#"><u>111TP1340</u></a>	Ø 40 mm – 40 x 35 x 30 mm



## ATLAS CONTROLLERS

COMMANDES ATLAS – ATLAS BEDIENUNGEN



REF	Info
<a href="#"><u>111TP1334</u></a>	Extreme specific – 2 buttons 12–24 V – 5 A – IP67 – IK09



REF	Info
<a href="#"><u>111TP1339</u></a>	Extreme specific – 3 buttons 12–24 V – 5 A – IP67 – IK09



REF	Info
<a href="#"><u>111TP1335</u></a>	Evolution – 2 buttons 12–24 V – 5 A – IP67 – IK09

See also chapter 15 – Accessories for more Atlas controllers.

**KOSTAL CABLES**

CÂBLES KOSTAL – KOSTALKABEL



REF	Info
<a href="#">111TP1336</a>	4000 mm – M27 x 1 mm

## RELAIS

RELAIS – RELAIS



REF


Info

[111TP1337](#)

10 – 110 W – 24 V

## FUSE HOLDERS & PARTS

PORTE-FUSIBLES & ACCESSOIRES – SICHERUNGSHALTER & ERSATZTEILE



REF

Info

[111TP1338](#)

DIN 72581/med

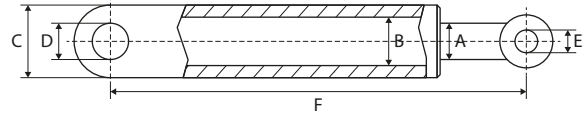


2

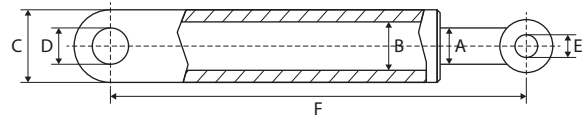
USED FOR ANTEO

LIFT CYLINDERS

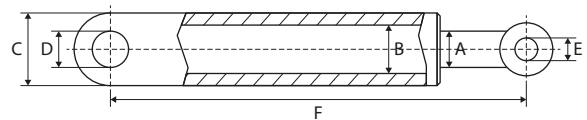
VÉRINS DE LEVAGE – HUBZYLINDER



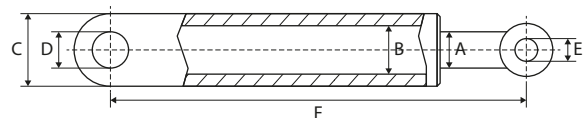
REF	A	B	C	D	E	F	Info
<a href="#">111TP1347</a>	35 mm	60 mm	70 mm	30 mm	30 mm	631 mm	Futura



REF	A	B	C	D	E	F	Info
<a href="#">111TP1348</a>	35 mm	60 mm	70 mm	30 mm	30 mm	538 mm	Business



REF	A	B	C	D	E	F	Info
<a href="#">111TP1349</a>	40 mm	70 mm	80 mm	30 mm	30 mm	548 mm	Left – F3
<a href="#">111TP1350</a>	40 mm	70 mm	80 mm	30 mm	30 mm	548 mm	Right – F3



REF	A	B	C	D	E	F	Info
<a href="#">111TP1351</a>	50 mm	90 mm	102 mm	30 mm	30 mm	549 mm	REP

## SEAL KITS

KITS DE JOINTS – DICHTUNGSSÄTZE



REF	Info
<a href="#"><u>111TP1352</u></a>	Ø 30/55 mm



REF	Info
<a href="#"><u>111TP1356</u></a>	Ø 30/60 mm



REF	Info
<a href="#"><u>111TP1353</u></a>	Ø 30/80 mm



REF	Info
<a href="#"><u>111TP1357</u></a>	Ø 35/70 mm – micro



REF	Info
<a href="#"><u>111TP1354</u></a>	Ø 40/60 mm



REF	Info
<a href="#"><u>111TP1358</u></a>	Ø 40/70 mm – F3CL 20H

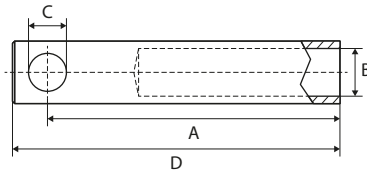


REF	Info
<a href="#"><u>111TP1355</u></a>	Ø 40/80 mm – F3CL 20H



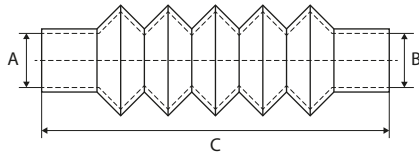
REF	Info
<a href="#"><u>111TP1359</u></a>	Ø 45/70 mm

## EXTENSIONS RALLONGES – VERLÄNGERUNG

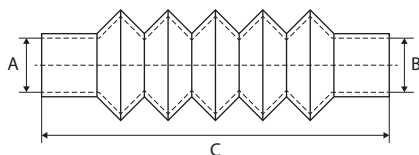


REF	A	B	C	D	Info
<a href="#">111TP1361</a>	220 mm	M38	30 mm	245 mm	F3 CHL
<a href="#">111TP1360</a>	370 mm	M38	30 mm	396 mm	H/S

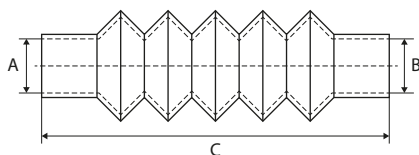
## DUST COVERS CACHE-POUSSIÈRE – STAUBKAPPE



REF	Ø A/B	Min-C-Max	#1	#2
<a href="#">111TP1362</a>	40/60 mm	70-185-290 mm	<a href="#">111TP5003</a>	<a href="#">111TP5004</a>



REF	Ø A/B	Min-C-Max	#1	#2
<a href="#">111TP1363</a>	50/90 mm	75-215-320 mm	<a href="#">111TP4999</a>	<a href="#">111TP5005</a>



REF	Ø A/B	Min-C-Max	#1	#2
<a href="#">111TP1364</a>	60/70 mm	70-210-300 mm	<a href="#">111TP5004</a>	<a href="#">111TP4918</a>

## SEALS

JOINTS – DICHTUNGEN



REF

Info

[111TP1365](#)

Ø M18 – 18,7 x 26 x 1,5 mm



**TANKS & OIL RESERVOIRS**  
RÉSERVOIRS (D'HUILE) – TANKS & ÖLBEHÄLTER



REF	Info
<a href="#">111TP1366</a>	295 x 235 x 150/375 mm – 6 liter

## ELECTRIC MOTORS

MOTEURS ÉLECTRIQUES – ELEKTROMOTOREN



REF	Volt	kW	Rotation
<a href="#"><u>111TP1367</u></a>	12 V	2 kW	CW >>
<a href="#"><u>111TP1368</u></a>	24 V	2 kW	CW >>

REF	Volt	kW	Rotation
<a href="#"><u>111TP1371</u></a>	12 V	2 kW	CW >>
<a href="#"><u>111TP1372</u></a>	24 V	2 kW	CW >>



REF	Volt	kW	Rotation
<a href="#"><u>111TP1369</u></a>	12 V	2 kW	CW >>
<a href="#"><u>111TP1370</u></a>	24 V	2 kW	CW >>

## HYDRAULIC PUMPS

POMPES HYDRAULIQUES – HYDRAULIKPUMPEN



REF	CC	Rotation	Info
<a href="#"><u>111TP1373</u></a>	1,1 cc	<< CCW	CBK-TYP
<a href="#"><u>111TP1374</u></a>	1,6 cc	<< CCW	CBK-TYP
<a href="#"><u>111TP1375</u></a>	2,6 cc	<< CCW	CBK-TYP

REF	Info
<a href="#"><u>111TP1376</u></a>	OMP250

## SOLENOID SWITCHES/CONTACTORS

SOLENOÏDES/CONTACTEURS – MAGNETSCHALTER/SCHÜTZE



REF	Volt	Amp	Info
<a href="#">111TP1377</a>	12 V	80 A	
<a href="#">111TP1378</a>	24 V	80 A	

REF	Volt	Amp	Info
<a href="#">111TP1379</a>	12 V	100 A	
<a href="#">111TP1380</a>	24 V	100 A	



REF	Volt	Amp	Info
<a href="#">111TP1381</a>	12 V	150 A	
<a href="#">111TP1382</a>	24 V	150 A	

## COUPLERS

COUPLEURS – KUPPLUNGEN



REF	Info
<a href="#">111TP1383</a>	Ø 18 x 32 mm – F2

REF	Info
<a href="#">111TP1384</a>	Ø 18 x 44 mm



REF	Info
<a href="#">111TP1385</a>	Ø 22 x 13 mm

## BRUSHES

BALAIS – KOHLEBÜRSTEN



REF

Info

[111TP1386](#)

15,8 x 8,9 x 15,8 mm – 24 V

## BRUSH ROCKERS

COLLIERS PORTE-BALAIS – KOHLENHALTER



REF

Info

[111TP1225](#)

Ø 105 mm

## BEARINGS

ROULEMENTS – LAGER



REF

Info

[111TP1387](#)

Ø 12/16 x 10 mm

REF

Info


[111TP1226](#)

Ø 12/32 x 10 mm


[111TP1388](#)

Ø 20/42 x 12 mm

## HOSES TUYAUX – SCHLÄUCHE



REF	Hose Ø	Hose Ø	Length	Fitting 1	Fitting 2	Info
<a href="#">111TP1389</a>	1/4"	6,4 mm	1120 mm	9/16"	9/16"	-40-100 °C
<a href="#">111TP1390</a>	1/4"	6,4 mm	1220 mm	9/16"	9/16"	-40-100 °C



REF	Hose Ø	Hose Ø	Length	Fitting 1	Fitting 2	Info
<a href="#">111TP1391</a>	1/4"	6,4 mm	980 mm	9/16"	9/16"	-40-100 °C



REF	Hose Ø	Hose Ø	Length	Fitting 1	Fitting 2	Info
<a href="#">111TP1392</a>	1/4"	6,4 mm	465 mm	9/16"	9/16"	-40-100 °C
<a href="#">111TP1393</a>	1/4"	6,4 mm	560 mm	9/16"	9/16"	-40-100 °C
<a href="#">111TP1394</a>	1/4"	6,4 mm	800 mm	9/16"	9/16"	-40-100 °C
<a href="#">111TP1395</a>	1/4"	6,4 mm	870 mm	9/16"	9/16"	-40-100 °C
<a href="#">111TP1396</a>	1/4"	6,4 mm	920 mm	9/16"	9/16"	-40-100 °C
<a href="#">111TP1397</a>	1/4"	6,4 mm	1250 mm	9/16"	9/16"	-40-100 °C
<a href="#">111TP1398</a>	1/4"	6,4 mm	2000 mm	9/16"	9/16"	-40-100 °C
<a href="#">111TP1399</a>	3/8"	9,5 mm	340 mm	9/16"	9/16"	-40-100 °C
<a href="#">111TP1400</a>	3/8"	9,5 mm	370 mm	9/16"	9/16"	-40-100 °C
<a href="#">111TP1401</a>	3/8"	9,5 mm	465 mm	9/16"	9/16"	-40-100 °C
<a href="#">111TP1402</a>	3/8"	9,5 mm	490 mm	9/16"	9/16"	-40-100 °C
<a href="#">111TP1403</a>	3/8"	9,5 mm	520 mm	9/16"	9/16"	-40-100 °C
<a href="#">111TP1404</a>	3/8"	9,5 mm	615 mm	9/16"	9/16"	-40-100 °C
<a href="#">111TP1405</a>	3/8"	9,5 mm	670 mm	9/16"	9/16"	-40-100 °C
<a href="#">111TP1406</a>	3/8"	9,5 mm	5000 mm	9/16"	9/16"	-40-100 °C

## HOSES TUYAUX – SCHLÄUCHE



REF	Hose Ø	Hose Ø	Length	Fitting 1	Fitting 2	Info
<a href="#"><u>111TP1407</u></a>	1/4"	6,4 mm	2000 mm	9/16"	9/16"	-40-100 °C
<a href="#"><u>111TP1408</u></a>	3/8"	9,5 mm	2700 mm	9/16"	9/16"	-40-100 °C

## SOLENOID VALVES

ÉLECTROVANNES – MAGNETVENTILE



REF	Volt	Ø	Info
<a href="#"><u>111TP1409</u></a>	12 V	15,8 – 17,4 mm	7/8" UNF
<a href="#"><u>111TP1410</u></a>	24 V	15,8 – 17,4 mm	7/8" UNF

## CARTRIDGES

CARTOUCHES – PATRONEN



REF	Ø	Info
<a href="#"><u>111TP1411</u></a>	15,8 – 17,4 mm	7/8" UNF – 3/2



REF	Ø	Info
<a href="#"><u>111TP1412</u></a>	12,7 mm	3/4" UNF – SA



REF	Ø	Info
<a href="#"><u>111TP1413</u></a>	12,7 mm	3/4" UNF – SA



REF	Ø	Info
<a href="#"><u>111TP1414</u></a>	12,7 mm	3/4" UNF – SA



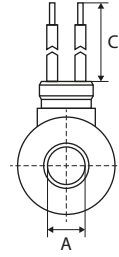
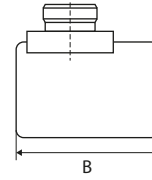
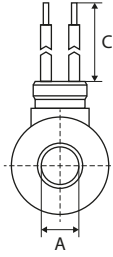
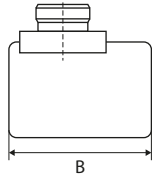
REF	Ø	Info
<a href="#"><u>111TP1415</u></a>	15,8 – 17,4 – 18,9 mm	7/8" UNF – 4/2



REF	Ø	Info
<a href="#"><u>111TP1416</u></a>	15,8 mm	SA

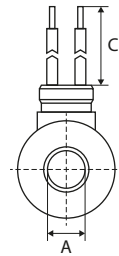
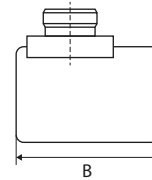
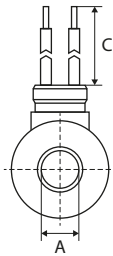
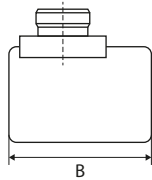
## COILS

BOBINES – SPULEN



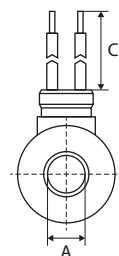
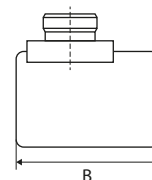
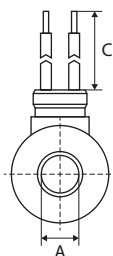
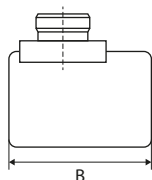
REF	Volt	A	B	Info
<a href="#"><u>111TP1417</u></a>	12 V – 18 W	13 mm	39 mm	
<a href="#"><u>111TP1418</u></a>	24 V – 18 W	13 mm	39 mm	

REF	Volt	A	B	Info
<a href="#"><u>111TP1419</u></a>	12 V	13 mm	39 mm	M27 x 1 mm
<a href="#"><u>111TP1420</u></a>	24 V	13 mm	39 mm	M27 x 1 mm



REF	Volt	A	B	Info
<a href="#"><u>111TP1421</u></a>	12 V	16 mm	50 mm	
<a href="#"><u>111TP1422</u></a>	24 V	16 mm	50 mm	

REF	Volt	A	B	Info
<a href="#"><u>111TP1423</u></a>	12 V	18 mm	40 mm	M27 x 1 mm
<a href="#"><u>111TP1424</u></a>	24 V	18 mm	40 mm	M27 x 1 mm



REF	Volt	A	B	Info
<a href="#"><u>111TP1425</u></a>	12 V	14 mm	40 mm	
<a href="#"><u>111TP1426</u></a>	24 V	14 mm	40 mm	

REF	Volt	A	B	Info
<a href="#"><u>111TP1427</u></a>	12 V – 26 W	13 mm	39 mm	
<a href="#"><u>111TP1428</u></a>	24 V – 26 W	13 mm	39 mm	



## VALVE BLOCKS

BOÎTIERS À SOUPAPES – STEUERBLÖCKE



REF

Info

[111TP1429](#)

4/2 – max 280 bar

## VALVES & SWITCHES

SOUPAPES & INTERRUPTEURS – VENTILE & SCHALTER



REF

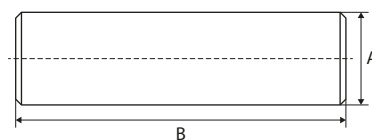
Info

[111TP1430](#)

V250 – 6 A

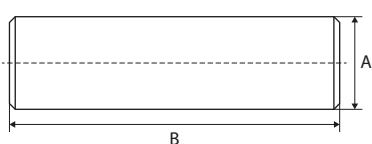
## PINS

AXES – ACHSEN



REF	A	B	Info
<a href="#">111TP1431</a>	30 mm	78 mm	
<a href="#">111TP1432</a>	30 mm	89 mm	
<a href="#">111TP1433</a>	30 mm	99 mm	
<a href="#">111TP1434</a>	30 mm	129 mm	

REF	A	B	Info
<a href="#">111TP1435</a>	35 mm	130 mm	

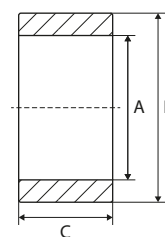


REF	A	B	Info
<a href="#">111TP1346</a>	30 mm	370 mm	

## PLATFORM ROLLERS

GALETS DE TRANSPALETTE – PLATTFORMROLLEN

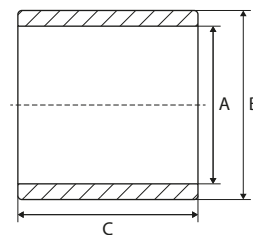
REF	A	B	C
<a href="#">111TP1436</a>	11 mm	61 mm	27 mm
<a href="#">111TP1437</a>	12 mm	50 mm	28 mm
<a href="#">111TP1438</a>	12 mm	70 mm	28 mm
<a href="#">111TP1439</a>	12 mm	100 mm	27 mm
<a href="#">111TP1440</a>	25 mm	70 mm	80 mm
<a href="#">111TP1441</a>	26 mm	70 mm	35 mm
<a href="#">111TP1442</a>	30 mm	80 mm	35 mm
<a href="#">111TP1444</a>	30 mm	90 mm	35 mm
<a href="#">111TP1443</a>	30 mm	130 mm	35 mm



PINS, BUSHINGS & ROLLERSPINS, BUSHINGS & ROLLERS – AXES, BAGUES & GALETS – ACHSEN, BUCHSEN & ROLLEN

**BUSHINGS**  
BAGUES - BUCHSEN

REF	A	B	C	Info
<a href="#"><u>111TP1445</u></a>	30 mm	34 mm	15 mm	DX
<a href="#"><u>111TP1446</u></a>	30 mm	34 mm	20 mm	DX
<a href="#"><u>111TP1447</u></a>	30 mm	34 mm	25 mm	DX
<a href="#"><u>111TP1448</u></a>	30 mm	34 mm	30 mm	DX
<a href="#"><u>111TP1449</u></a>	30 mm	34 mm	40 mm	DX
<a href="#"><u>111TP1450</u></a>	35 mm	39 mm	30 mm	DX



## SCREWS, NUTS & RINGS

VIS, ÉCROUS & RONDELLES – SCHRAUBEN, MUTTERN & RINGE



REF	Info
<a href="#"><u>111TP1451</u></a>	56 x 56 x 6 mm



REF	Info
<a href="#"><u>111TP1345</u></a>	M8 x 12 mm
<a href="#"><u>111TP1264</u></a>	M8 x 16 mm
<a href="#"><u>111TP1265</u></a>	M10 x 18 mm



REF	Info
<a href="#"><u>111TP1266</u></a>	M12 x 50 mm
<a href="#"><u>111TP1267</u></a>	M16 x 30 mm
<a href="#"><u>111TP1268</u></a>	M16 x 40 mm
<a href="#"><u>111TP1269</u></a>	M16 x 80 mm



REF	Info
<a href="#"><u>111TP1270</u></a>	M8 x 75 mm
<a href="#"><u>111TP1271</u></a>	M10 x 75 mm
<a href="#"><u>111TP1344</u></a>	M14 x 150 mm
<a href="#"><u>111TP1272</u></a>	M14 x 180 mm
<a href="#"><u>111TP1273</u></a>	M14 x 230 mm
<a href="#"><u>111TP1274</u></a>	M16 x 75 mm
<a href="#"><u>111TP1275</u></a>	M16 x 150 mm
<a href="#"><u>111TP1276</u></a>	M16 x 155 mm



REF	Info
<a href="#"><u>111TP1277</u></a>	M6 x 80 mm
<a href="#"><u>111TP1278</u></a>	M8 x 30 mm
<a href="#"><u>111TP1279</u></a>	M8 x 60 mm
<a href="#"><u>111TP1280</u></a>	M16 x 45 mm
<a href="#"><u>111TP1281</u></a>	M20 x 50 mm

## SCREWS, NUTS & RINGS

VIS, ÉCROUS & RONDELLES – SCHRAUBEN, MUTTERN & RINGE



REF	Info
<a href="#">111TP1282</a>	M8 x 12 mm
<a href="#">111TP1283</a>	M10 x 20 mm

REF	Info
<a href="#">111TP1284</a>	M6 x 12 mm
<a href="#">111TP1285</a>	M6 x 16 mm
<a href="#">111TP1286</a>	M12 x 30 mm



REF	Info
<a href="#">111TP1287</a>	M8 x 20 mm
<a href="#">111TP1288</a>	M8 x 25 mm
<a href="#">111TP1289</a>	M8 x 30 mm
<a href="#">111TP1290</a>	M12 x 25 mm
<a href="#">111TP1291</a>	M12 x 45 mm

REF	Info
<a href="#">111TP1306</a>	M6 x 45 mm
<a href="#">111TP1342</a>	M8 x 80 mm
<a href="#">111TP1307</a>	M8 x 90 mm
<a href="#">111TP1308</a>	M10 x 80 mm



REF	Info
<a href="#">111TP1292</a>	M3
<a href="#">111TP1293</a>	M5
<a href="#">111TP1294</a>	M6
<a href="#">111TP1295</a>	M8
<a href="#">111TP1296</a>	M10
<a href="#">111TP1297</a>	M12
<a href="#">111TP1298</a>	M14
<a href="#">111TP1299</a>	M16
<a href="#">111TP1300</a>	M20

REF	Info
<a href="#">111TP1309</a>	Ø 25 mm
<a href="#">111TP1310</a>	Ø 28 mm
<a href="#">111TP1311</a>	Ø 30 mm
<a href="#">111TP1312</a>	Ø 35 mm
<a href="#">111TP1314</a>	Ø 39 mm
<a href="#">111TP1313</a>	Ø 40 mm

## SCREWS, NUTS & RINGS

VIS, ÉCROUS & RONDELLES – SCHRAUBEN, MUTTERN & RINGE



REF	Info
<a href="#"><u>111TP1301</u></a>	Ø 6 mm
<a href="#"><u>111TP1302</u></a>	Ø 8 mm
<a href="#"><u>111TP1303</u></a>	Ø 24 mm

REF	Info
<a href="#"><u>111TP1315</u></a>	M6
<a href="#"><u>111TP1316</u></a>	M8
<a href="#"><u>111TP1343</u></a>	M16



REF	Info
<a href="#"><u>111TP1304</u></a>	Ø 6 x 16 mm
<a href="#"><u>111TP1305</u></a>	Ø 8 x 60 mm

## ROLL STOPS & PARTS

BUTÉES DE ROUES & ACCESSOIRES – ABROLLSICHERUNGEN & ERSATZTEILE



REF

Info

[111TP1452](#)

Ø 12 x 270 mm – 2 pcs

REF

Info

[111TP1453](#)

## SPRINGS & GAS SPRINGS

RESSORTS & VÉRINS À GAZ – FEDERN & GASDRUCKFEDERN



REF

Info

[111TP1454](#)


Ø 60 mm – Ø 12 mm – left

REF

Info

[111TP1455](#)

Ø 60 mm – Ø 12 mm – right



REF

Info

[111TP1456](#)

Ø 16 x 90 mm – Ø 1,5 mm

REF

Info

[111TP1457](#)

Ø 30 x 95 mm – Ø 2 mm



REF

Info

[111TP1458](#)

605 mm – 1100N

REF

Info

[111TP1459](#)

705 mm – 1300N

## BUMPERS & BUFFERS

PARE-CHOCS & BUTOIRS – STOSSDÄMPFER & -PUFFER



REF	Info
<a href="#">111TP1460</a>	Ø 25 x 15 mm

REF	Info
<a href="#">111TP1461</a>	Ø 50 x 20 mm

## CAPS

BOUCHONS – DECKEL



REF	Info
<a href="#">111TP1462</a>	100 x 50 mm

REF	Info
<a href="#">111TP1463</a>	Ø 100 mm

## PLATFORM LOCKS

VERROUILLAGE DE PLATEFORME – PLATTFORMVERSCHLÜSSE



REF	Info
<a href="#">111TP1470</a>	F3

REF	Info
<a href="#">111TP1471</a>	160 mm

## CLAMPS

PINCES – KLAMMERN



REF	Info
<a href="#">111TP1472</a>	Ø 18 mm




## PLATFORM PARTS

PIÈCES DE PLATEFORME – PLATTFORMERSATZTEILE



REF	Info
<a href="#"><u>111TP1469</u></a>	§ 53b Abs. 5 StVZO TÜV/CE with certificate – 250 x 400 mm



REF	Info
<a href="#"><u>111TP1320</u></a>	§ 53b Abs. 5 StVZO TÜV/CE without certificate – 250 x 400 mm



REF	Info
<a href="#"><u>111TP1464</u></a>	Left



REF	Info
<a href="#"><u>111TP1465</u></a>	Right



REF	Info
<a href="#"><u>111TP1466</u></a>	2650 mm



REF	Info
<a href="#"><u>111TP1467</u></a>	2700 mm



REF	Info
<a href="#"><u>111TP1468</u></a>	Sold per metre

## CONTROLLERS

COMMANDES – BEDIENUNGEN



REF	Info
<a href="#">111TP1473</a>	12–24 V

REF	Info
<a href="#">111TP1474</a>	Used for REF <a href="#">111TP1473</a>

## JOYSTICKS

LEVIERS DE COMMANDE – JOYSTICKS



REF	Info
<a href="#">111TP1475</a>	2 x NO

REF	Info
<a href="#">111TP1476</a>	2 x NO – 2 x NC

## FOOT CONTROLLERS & PARTS

COMMANDES AU PIED & ACCESSOIRES – FUSSSCHALTER & ERSATZTEILE



REF	Info
<a href="#">111TP1483</a>	Neutral

REF	Info
<a href="#">111TP1484</a>	Up



REF	Info
<a href="#">111TP1485</a>	Down

## ROTARY/PUSH SWITCHES & PARTS

INTERRUPTEURS ROTATIFS/POUSSOIRS & ACCESSOIRES – DREH-/DRUCKSCHALTER & ERSATZTEILE



REF	Info
<a href="#">111TP1477</a>	2 x NO – red



REF	Info
<a href="#">111TP1478</a>	2 x NO – black



REF	Info
<a href="#">111TP1479</a>	2 pos. (O–II)



REF	Info
<a href="#">111TP1480</a>	3 pos. (II–O–I)



REF	Info
<a href="#">111TP1481</a>	3 pos. (I–O–I)



REF	Info
<a href="#">111TP1482</a>	3 pos. (II–O–II)

## CONTACT ELEMENTS

BLOCS DE CONTACT – KONTAKTELEMENTE



REF	Info
<a href="#">111TP1486</a>	1 x NO



REF	Info
<a href="#">111TP1487</a>	1 x NC

## BATTERY/EMERGENCY SWITCHES & PARTS

COUPE BATTERIE/INTERRUPTEURS D'ARRÊT D'URGENCE & ACCESSOIRES – BATTERIE-/NOTSTOPPSCHALTER & ERSATZTEILE



REF

Info

REF

Info

[111TP1488](#)

100 A – M10

[111TP1489](#)

Used for REF [111TP1488](#)

## SENSORS & SWITCHES

CAPTEURS & INTERRUPTEURS – SENSOREN & SCHALTER



REF

Info

REF

Info

[111TP1490](#)

M18 x 1 mm – 2 m

[111TP1491](#)

2,5 m

## KEYS

CLÉS – SCHLÜSSEL



REF

Info

[111TP1492](#)

5 sides

## ATLAS CONTROLLERS

COMMANDES ATLAS – ATLAS BEDIENUNGEN



REF	Info
<a href="#"><u>111TP1493</u></a>	Extreme specific – 2 buttons 12–24 V – 5 A – IP67 – K09



REF	Info
<a href="#"><u>111TP1494</u></a>	Extreme specific – 2 buttons 12–24 V – 5 A – IP67 – IK09



REF	Info
<a href="#"><u>111TP1495</u></a>	Evolution – 2 buttons 12–24 V – 5 A – IP67 – IK09



REF	Info
<a href="#"><u>111TP1496</u></a>	Evolution – 3 buttons 12–24 V – 5 A – IP67 – IK09



REF	Info
<a href="#"><u>111TP1497</u></a>	Extreme universal – 2 buttons 12 V – 500 mA – IP67 – IK09 Programmable



REF	Info
<a href="#"><u>111TP1498</u></a>	Extreme universal – 3 buttons 12 V – 500 mA – IP67 – IK09 Programmable

See also chapter 15 – Accessories for more Atlas controllers.

## KOSTAL CABLES

CÂBLES KOSTAL – KOSTALKABEL



REF	Info
<a href="#"><u>111TP1499</u></a>	4000 mm – M27 x 1 mm

## CONNECTORS & PARTS

CONNECTEURS & ACCESSOIRES – STECKER & ERSATZTEILE



REF	Info
<a href="#"><u>111TP1500</u></a>	7 pole – DIN 72577-ISO 1724



REF	Info
<a href="#"><u>111TP1501</u></a>	7 pole – DIN 72577-ISO 1724



REF	Info
<a href="#"><u>111TP1502</u></a>	Hirschmann (GSA)

## FLASHLIGHTS & PARTS

LAMPES TORCHES & ACCESSOIRES – BLINKLEUCHTEN & ERSATZTEILE



REF	Info
<a href="#">111TP1503</a>	20° – IP68

REF	Info
<a href="#">111TP1504</a>	Used for REF <a href="#">111TP1503</a>



REF	Info
<a href="#">111TP1505</a>	12–24 V

## RELAIS

RELAIS – RELAIS



REF	Info
<a href="#">111TP1506</a>	12 V – 20–30 A – NO/NC

REF	Info
<a href="#">111TP1507</a>	24 V – 10–20 A – NO/NC

## FUSES

FUSIBLES – SICHERUNGEN



REF	Info
<a href="#"><u>111TP1508</u></a>	100 A – mega

REF	Info
<a href="#"><u>111TP1509</u></a>	175 A – mega



REF	Info
<a href="#"><u>111TP1510</u></a>	200 A – mega

REF	Info
<a href="#"><u>111TP1511</u></a>	250 A – mega

## FUSE HOLDERS & PARTS

PORTE-FUSIBLES & ACCESSOIRES – SICHERUNGSHALTER & ERSATZTEILE



REF	Info
<a href="#"><u>111TP1512</u></a>	DIN 72581/med



## THYRISTORS & DIODES

THYRISTORS & DIODES – THYRISTOREN & DIODEN



REF	Info
<a href="#"><u>111TP1513</u></a>	6 A



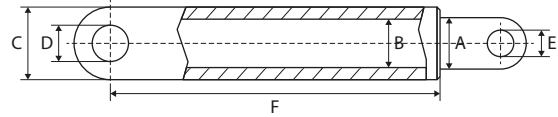


3

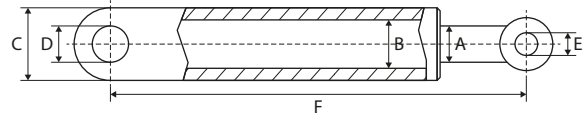
USED FOR  
BÄR CARGOLIFT

## LIFT CYLINDERS

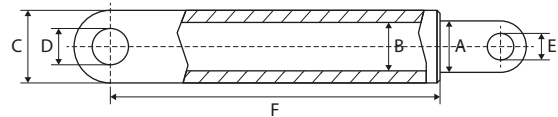
VÉRINS DE LEVAGE – HUBZYLINDER



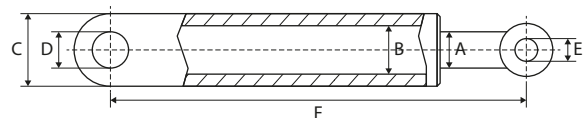
REF	A	B	C	D	E	F	Info
<a href="#">111TP1514</a>	50 mm		65 mm	30 mm	30 mm	440 mm	BC1000



REF	A	B	C	D	E	F	Info
<a href="#">111TP1515</a>	60 mm		80 mm	30 mm	30 mm	460 mm	SX1 – 750/751



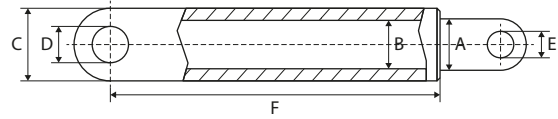
REF	A	B	C	D	E	F	Info
<a href="#">111TP1516</a>	60 mm		75 mm	35 mm	35 mm	540 mm	BC 1500



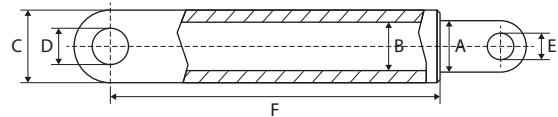
REF	A	B	C	D	E	F	Info
<a href="#">111TP1518</a>	85 mm		102 mm	40 mm	40 mm	540 mm	

## LIFT CYLINDERS

VÉRINS DE LEVAGE – HUBZYLINDER



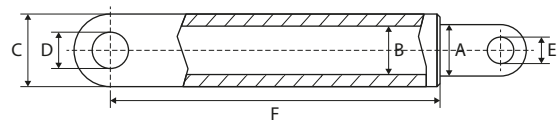
REF	A	B	C	D	E	F	Info
<a href="#">111TP1518</a>	85 mm		102 mm	40 mm	40 mm	540 mm	



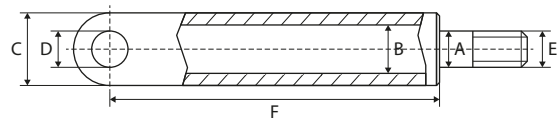
REF	A	B	C	D	E	F	Info
<a href="#">111TP1519</a>	70 mm		85 mm	35 mm	35 mm	543 mm	BC 2000

## TILT CYLINDERS

VÉRIN D'INCLINAISON – SCHLIESSZYLINDER



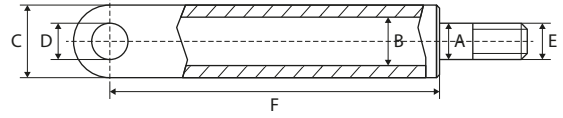
REF	A	B	C	D	E	F	Info
<a href="#">111TP1520</a>	70 mm		85 mm	35 mm	35 mm	500 mm	BC 2000



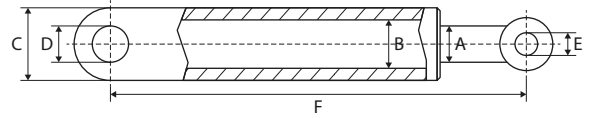
REF	A	B	C	D	E	F	Info
<a href="#">111TP1521</a>	36 mm	50 mm	60 mm	30 mm	M33 x 1,5 mm	357 mm	BC1000

## TILT CYLINDERS

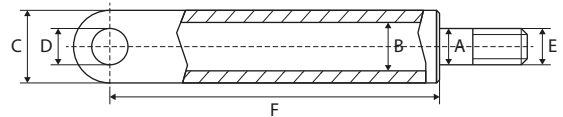
VÉRIN D'INCLINAISON – SCHLIESSZYLINDER



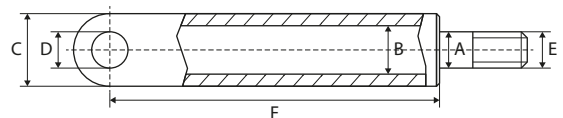
REF	A	B	C	D	E	F	Info
<a href="#">111TP1522</a>	40 mm	60 mm	70 mm	35 mm	M38 x 2 mm	372 mm	BC 1500



REF	A	B	C	D	E	F	Info
<a href="#">111TP1523</a>	45 mm	80 mm	90 mm	35 mm	35 mm	640 mm	



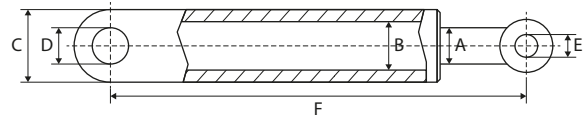
REF	A	B	C	D	E	F	Info
<a href="#">111TP1524</a>	50 mm	70 mm	82 mm	35 mm	M48 x 2 mm	420 mm	BC 2000



REF	A	B	C	D	E	F	Info
<a href="#">111TP1525</a>	50 mm	70 mm	82 mm	35 mm	M48 x 2 mm	470 mm	

## FOLD CYLINDERS

VÉRINS DE REPLIAGE – FALTZYLINDER



REF	A	B	C	D	E	F	Info
<a href="#">111TP1526</a>	32 mm		45 mm	25 mm	17 mm	319 mm	

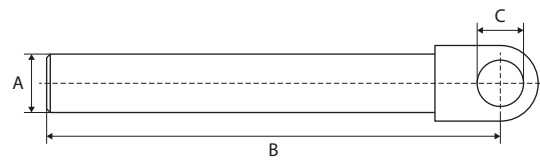
## PISTON RODS

TIGES DE PISTON – KOLBENSTANGEN



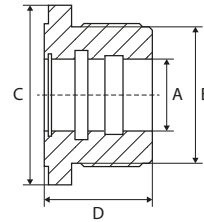
REF	Ø	Info
<a href="#">111TP1527</a>	36/50 mm	Used for cylinder: REF <a href="#">111TP1521</a>
<a href="#">111TP1528</a>	40/60 mm	Used for cylinder: REF <a href="#">111TP1522</a>
<a href="#">111TP1529</a>	50/70 mm	Used for cylinder: REF <a href="#">111TP1524</a>

REF	Ø	Info
<a href="#">111TP1530</a>	60 mm	Used for cylinder: REF <a href="#">111TP1515</a>
<a href="#">111TP1531</a>	70 mm	Used for cylinder: REF <a href="#">111TP1517</a>

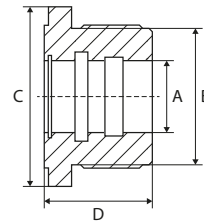


REF	A	B	C	Info
<a href="#">111TP1532</a>	50 mm	385 mm	30 mm	Used for cylinder: REF <a href="#">111TP1514</a>
<a href="#">111TP1533</a>	60 mm	495 mm	35 mm	Used for cylinder: REF <a href="#">111TP1516</a>
<a href="#">111TP1534</a>	60 mm	540 mm	30 mm	
<a href="#">111TP1535</a>	70 mm	500 mm	35 mm	Cylinder used for REF <a href="#">111TP1519</a>

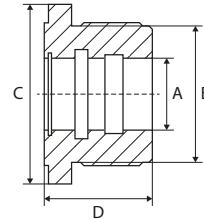
## CYLINDER HEADS CULASSES – ZYLINDERKÖPFE



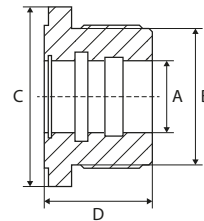
REF	A	B	C	D	Info
<a href="#">111TP1536</a>	36 mm	50 mm	58 mm	46 mm	Used for cylinder: REF <a href="#">111TP1521</a>



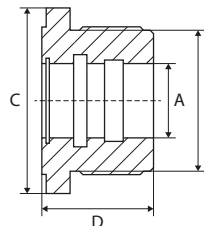
REF	A	B	C	D	Info
<a href="#">111TP1537</a>	40 mm	60 mm	60 mm	42 mm	Used for cylinder: REF <a href="#">111TP1522</a>



REF	A	B	C	D	Info
<a href="#">111TP1538</a>	40 mm	70 mm	80 mm	45 mm	



REF	A	B	C	D	Info
<a href="#">111TP1539</a>	45 mm	80 mm	90 mm	63 mm	Used for cylinder: REF <a href="#">111TP1523</a>



REF	A	B	C	D	Info
<a href="#">111TP1540</a>	50 mm	70 mm	70 mm	42 mm	Used for cylinder: REF <a href="#">111TP1524</a>

## SEAL KITS

KITS DE JOINTS – DICHTUNGSSÄTZE



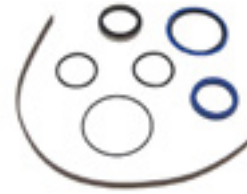
REF	Info
<a href="#"><u>111TP1541</u></a>	Ø 32/40 mm



REF	Info
<a href="#"><u>111TP1542</u></a>	Ø 36/50 mm



REF	Info
<a href="#"><u>111TP1543</u></a>	Ø 40/60 mm



REF	Info
<a href="#"><u>111TP1544</u></a>	Ø 40/70 mm



REF	Info
<a href="#"><u>111TP1545</u></a>	Ø 45/80 mm



REF	Info
<a href="#"><u>111TP1546</u></a>	Ø 49,5/60 mm



REF	Info
<a href="#"><u>111TP1547</u></a>	Ø 50/60 mm



REF	Info
<a href="#"><u>111TP1548</u></a>	Ø 50/70 mm



REF	Info
<a href="#"><u>111TP1549</u></a>	Ø 50/70 mm



REF	Info
<a href="#"><u>111TP1550</u></a>	Ø 50/80 mm



## SEAL KITS

KITS DE JOINTS – DICHTUNGSSÄTZE



REF	Info
<a href="#">111TP1551</a>	Ø 50/90 mm



REF	Info
<a href="#">111TP1552</a>	Ø 60/70 mm



REF	Info
<a href="#">111TP1553</a>	Ø 60/70 mm



REF	Info
<a href="#">111TP1554</a>	Ø 70/80 mm



REF	Info
<a href="#">111TP1555</a>	Ø 70/80 mm



REF	Info
<a href="#">111TP1556</a>	Ø 70/80 mm



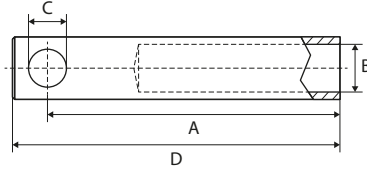
REF	Info
<a href="#">111TP1557</a>	Ø 80/45 mm



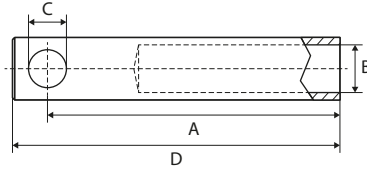
REF	Info
<a href="#">111TP1558</a>	Ø 85/95 mm

CYLINDER PARTS – PIÈCES DE CYLINDRE – ZYLINDER-ERSATZTEILE

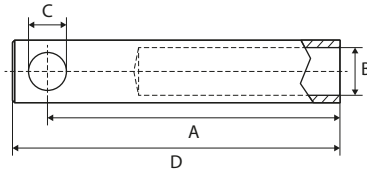
## EXTENSIONS RALLONGES – VERLÄNGERUNG



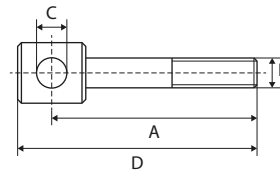
REF	A	B	C	D	Info
<a href="#">111TP1559</a>	320 mm	M38	35 mm	356 mm	AL800/BC1500



REF	A	B	C	D	Info
<a href="#">111TP1560</a>	420 mm	M38	35 mm	456 mm	AL900/BC1500



REF	A	B	C	D	Info
<a href="#">111TP1561</a>	520 mm	M38	35 mm	555 mm	AL1000/BC1500

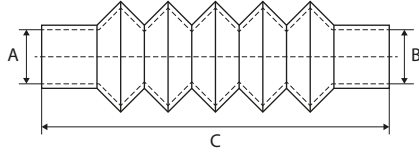


REF	A	B	C	D	Info
<a href="#">111TP1562</a>	70 mm	M16	17 mm	92 mm	GE17

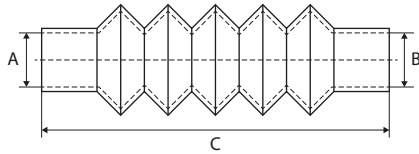
# USED FOR BÄR CARGOLIFT

## DUST COVERS

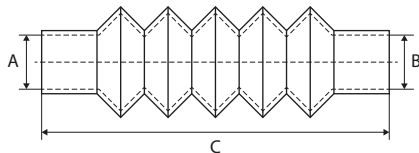
CACHE-POUSSIÈRE – STAUBKAPPE



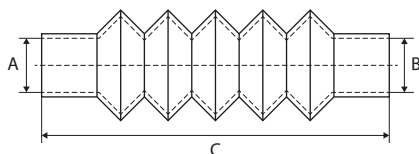
REF	Ø A/B	Min-C-Max	#1	#2
<a href="#">111TP1563</a>	50/70 mm	120-310-500 mm	<a href="#">111TP4916</a>	<a href="#">111TP4918</a>



REF	Ø A/B	Min-C-Max	#1	#2
<a href="#">111TP1565</a>	60/110 mm	230-380-430 mm	<a href="#">111TP5004</a>	<a href="#">111TP4924</a>



REF	Ø A/B	Min-C-Max	#1	#2
<a href="#">111TP1566</a>	60/80 mm	190-440-640 mm	<a href="#">111TP5004</a>	<a href="#">111TP5005</a>



REF	Ø A/B	Min-C-Max	#1	#2
<a href="#">111TP1567</a>	70/70 mm	110-250-450 mm	<a href="#">111TP5005</a>	<a href="#">111TP5005</a>

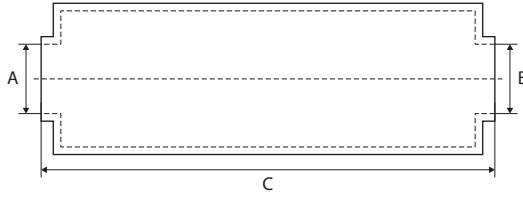
CYLINDER PARTS – PIÈCES DE CYLINDRE – ZYLINDER-ERSATZTEILE

# USED FOR BÄR CARGOLIFT

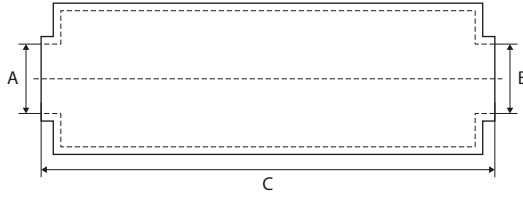
CYLINDER PARTS – PIÈCES DE CYLINDRE – ZYLINDER-ERSATZTEILE

## PROTECTION COVERS

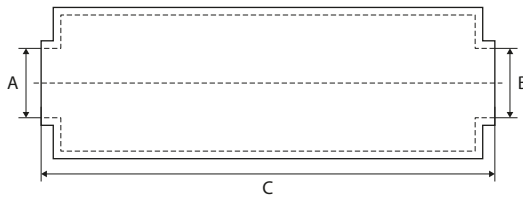
HOUSES DE PROTECTION – SCHUTZROHRE



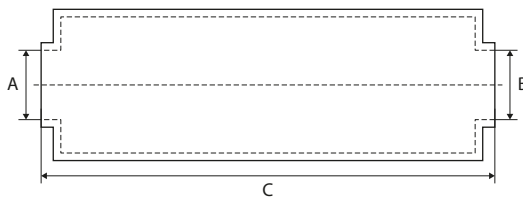
REF	Ø A/B	C	#1
<a href="#">111TP1568</a>	57/80 mm	320 mm	<a href="#">111TP5004</a>



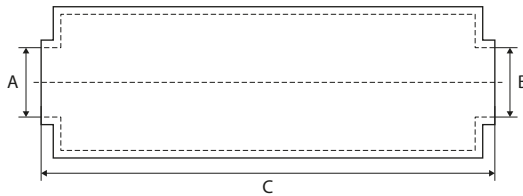
REF	Ø A/B	C	#1
<a href="#">111TP1569</a>	57/85 mm	180 mm	<a href="#">111TP5004</a>



REF	Ø A/B	C	#1
<a href="#">111TP1571</a>	84/112 mm	300 mm	<a href="#">111TP4999</a>



REF	Ø A/B	C	#1
<a href="#">111TP1572</a>	65/105 mm	340 mm	<a href="#">111TP5004</a>



REF	Ø A/B	C	#1
<a href="#">111TP1573</a>	85/100 mm	300 mm	<a href="#">111TP5005</a>

## SEALS

JOINTS – DICHTUNGEN



REF	Info	REF	Info
<a href="#">111TP1574</a>	Ø M10 – 10,7 x 16,08 x 1,5 mm	<a href="#">111TP1575</a>	Ø 4,5 mm – 1005 mm

## O-RINGS

JOINTS TORIQUES – O-RINGE

REF	Info
<a href="#">111TP1576</a>	Ø 9,25 x 1,78 mm
<a href="#">111TP1577</a>	Ø 17 x 2 mm
<a href="#">111TP1578</a>	Ø 17,3 x 2,4 mm
<a href="#">111TP1579</a>	Ø 26 x 2 mm
<a href="#">111TP1580</a>	Ø 28 x 2 mm
<a href="#">111TP1581</a>	Ø 29,87 x 1,78 mm
<a href="#">111TP1582</a>	Ø 30 x 3,5 mm
<a href="#">111TP1583</a>	Ø 33 x 3,5 mm
<a href="#">111TP1584</a>	Ø 34 x 3 mm
<a href="#">111TP1585</a>	Ø 40 x 1,5 mm
<a href="#">111TP1586</a>	Ø 40 x 2 mm
<a href="#">111TP1587</a>	Ø 40,65 x 5,33 mm
<a href="#">111TP1588</a>	Ø 47 x 5,33 mm
<a href="#">111TP1589</a>	Ø 60 x 3 mm
<a href="#">111TP1590</a>	Ø 63 x 3,5 mm
<a href="#">111TP1591</a>	Ø 101,19 x 3,53 mm
<a href="#">111TP1592</a>	Ø 247 x 2 mm



## QUAD RINGS

JOINTS QUADRILOBES – QUAD-RINGE

REF	Info
<a href="#">111TP1593</a>	Ø 29,51 x 5,33 mm
<a href="#">111TP1594</a>	Ø 29,82 x 2,62 mm
<a href="#">111TP1595</a>	Ø 34,25 x 5,33 mm
<a href="#">111TP1596</a>	Ø 34,59 x 2,62 mm



## COVERS

COUVERCLES – ABDECKUNGEN



REF	Info
<a href="#"><u>111TP1597</u></a>	315 x 260 x 140 mm

## TANKS & OIL RESERVOIRS

RÉSERVOIRS (D'HUILE) – TANKS & ÖLBEHÄLTER



REF	Info
<a href="#"><u>111TP1598</u></a>	245 x 150 x 147 mm



REF	Info
<a href="#"><u>111TP1599</u></a>	Ø 85 mm – L: 305 mm – 2,5 liter



REF	Info
<a href="#"><u>111TP1600</u></a>	Ø 110 mm – L: 325 mm



REF	Info
<a href="#"><u>111TP1601</u></a>	Ø 110 mm – L: 560 mm – 5,4 liter



REF	Info
<a href="#"><u>111TP1602</u></a>	6,6 liter



REF	Info
<a href="#"><u>111TP1603</u></a>	Ø 110 mm – L: 895 mm – 8,9 liter



REF	Info
<a href="#"><u>111TP1604</u></a>	Ø 120 mm – L: 570 mm – 5,5 liter

## FILTERS & BREATHERS

FILTRES & RENIFLARDS – FILTER & ENTLÜFTER



REF	Info
<a href="#"><u>111TP1605</u></a>	Ø 63 mm

REF	Info
<a href="#"><u>111TP1606</u></a>	Ø 37 x 43 mm



REF	Info
<a href="#"><u>111TP1607</u></a>	3/4"

## DRAIN PLUGS

BOUCHONS DE VIDANGE – ABLASSSCHRAUBEN



REF	Info
<a href="#"><u>111TP1608</u></a>	3/8"

## VALVE BLOCKS

BOÎTIERS À SOUPAPES – VENTILBLÖCKE



REF	Info
<a href="#"><u>111TP1609</u></a>	HE1000

REF	Info
<a href="#"><u>111TP1610</u></a>	HE1000

# USED FOR BÄR CARGOLIFT

MOTORS, PUMPS & PARTS – MOTEURS, POMPES & ACCESSOIRES – MOTOREN, PUMPEN & ERSATZTEILE

## ELECTRIC MOTORS

MOTEURS ÉLECTRIQUES – ELEKTROMOTOREN



REF	Volt	kW	Rotation
<a href="#">111TP1611</a>	12 V	0,8 kW	<< CCW
<a href="#">111TP1613</a>	24 V	1,2 kW	<< CCW

REF	Volt	kW	Rotation
<a href="#">111TP1612</a>	12 V	2 kW	<< CCW
<a href="#">111TP1614</a>	24 V	2 kW	<< CCW



REF	Volt	kW	Rotation
<a href="#">111TP1615</a>	24 V	2,2 kW	CW >>

REF	Volt	kW	Rotation
<a href="#">111TP1616</a>	24 V	2 kW	CW >>



REF	Volt	kW	Rotation
<a href="#">111TP1617</a>	24 V	2,2 kW	CW >>

REF	Volt	kW	Rotation
<a href="#">111TP1618</a>	24 V	3 kW	CW >>



REF	Volt	kW	Rotation
<a href="#">111TP1619</a>	12 V	2 kW	<< CCW
<a href="#">111TP1621</a>	24 V	2 kW	<< CCW

REF	Volt	kW	Rotation
<a href="#">111TP1620</a>	24 V	2 kW	CW >>



# USED FOR BÄR CARGOLIFT

## HYDRAULIC PUMPS

POMPES HYDRAULIQUES – HYDRAULIKPUMPEN



REF	CC	Rotation	Info
<a href="#"><u>111TP1622</u></a>	1,2 cc	CW >>	
<a href="#"><u>111TP1623</u></a>	2 cc	CW >>	
<a href="#"><u>111TP1624</u></a>	2,5 cc	CW >>	
<a href="#"><u>111TP1625</u></a>	3,2 cc	CW >>	

REF	CC	Rotation	Info
<a href="#"><u>111TP1626</u></a>	1,2 cc	<< CCW	W3B1/L-TYP
<a href="#"><u>111TP1627</u></a>	2 cc	<< CCW	W3B1/L-TYP
<a href="#"><u>111TP1628</u></a>	2,5 cc	<< CCW	W3B1/L-TYP



REF	CC	Rotation	Info
<a href="#"><u>111TP1629</u></a>	1,2 cc	CW >>	W3B1/R-TYP
<a href="#"><u>111TP1630</u></a>	2 cc	CW >>	W3B1/R-TYP
<a href="#"><u>111TP1631</u></a>	2,5 cc	CW >>	W3B1/R-TYP

REF	CC	Rotation	Info
<a href="#"><u>111TP1632</u></a>	0,8 cc	CW >>	HE1000-TYP
<a href="#"><u>111TP1633</u></a>	1 cc	CW >>	HE1000-TYP



REF	CC	Rotation	Info
<a href="#"><u>111TP1634</u></a>	3 cc	<< CCW	

REF	CC	Rotation	Info
<a href="#"><u>111TP1635</u></a>	2 cc	<< CCW	

MOTORS, PUMPS & PARTS – MOTEURS, POMPES & ACCESSOIRES – MOTOREN, PUMPEN & ERSATZTEILE

## HYDRAULIC PUMPS

POMPES HYDRAULIQUES – HYDRAULIKPUMPEN



REF	CC	Rotation	Info
<a href="#"><u>111TP1636</u></a>	2 cc	<< CCW	

REF	CC	Rotation	Info
<a href="#"><u>111TP1637</u></a>	1,2 cc	<< CCW	



REF	CC	Rotation	Info
<a href="#"><u>111TP1638</u></a>	1,2 cc		

## SOLENOID SWITCHES/CONTACTORS

SOLENOÏDES/CONTACTEURS – MAGNETSCHALTER/SCHÜTZE



REF	Volt	Amp	Info
<a href="#">111TP1639</a>	12 V	100 A	
<a href="#">111TP1640</a>	24 V	100 A	



REF	Volt	Amp	Info
<a href="#">111TP1641</a>	12 V	100 A	
<a href="#">111TP1642</a>	24 V	100 A	



REF	Volt	Amp	Info
<a href="#">111TP1643</a>	12 V	150 A	
<a href="#">111TP1644</a>	24 V	150 A	



REF	Volt	Amp	Info
<a href="#">111TP1645</a>	12 V	150 A	Bosch
<a href="#">111TP1646</a>	24 V	150 A	Bosch

## COUPLERS

COUPLEURS – KUPPLUNGEN



REF	Info
<a href="#">111TP1647</a>	Ø 20 x 12 mm



REF	Info
<a href="#">111TP1648</a>	Ø 14 x 13 mm



REF	Info
<a href="#">111TP1649</a>	Ø 15 x 37 mm

## BRUSHES

BALAIS – KOHLEBÜRSTEN



REF	Info
<a href="#"><u>111TP1650</u></a>	12,5 x 7,3 x 19,2 mm – 12 V
<a href="#"><u>111TP1651</u></a>	12,5 x 7,3 x 19,2 mm – 24 V

REF	Info
<a href="#"><u>111TP1223</u></a>	15,8 x 8,9 x 15,8 mm – 24 V



REF	Info
<a href="#"><u>111TP1652</u></a>	19,9 x 9,3 x 22 mm – 12 V

## ELECTRIC MOTORS WITH PUMP

MOTEURS ÉLECTRIQUES AVEC POMPE – ELEKTROMOTOREN MIT PUMPE



REF	Volt	kW	Info
<a href="#"><u>111TP1653</u></a>	24 V	2 kW	1,2 cc

REF	Volt	kW	Info
<a href="#"><u>111TP1654</u></a>	24 V	2 kW	2 cc
<a href="#"><u>111TP1655</u></a>	24 V	2,2 kW	1,2 cc



REF	Volt	kW	Info
<a href="#"><u>111TP1656</u></a>	24 V	3 kW	3 cc

## BEARINGS

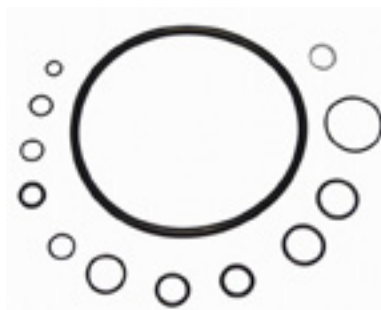
ROULEMENTS – LAGER



REF	Info
<a href="#">111TP1657</a>	Ø 12/32 x 10 mm – C3
<a href="#">111TP1658</a>	Ø 15/35 x 11 mm

## SEAL KITS

KITS DE JOINTS – DICHTUNGSSÄTZE



REF	Info
<a href="#">111TP1659</a>	W3B1

## GUMMY ELEMENT

ÉLÉMENT CAOUTCHOUC – GUMMIELEMENTE



REF	Info
<a href="#">111TP1660</a>	Ø 80/94 x 40 mm

## CLAMPS


PINCES – KLAMMERN



REF	Info
<a href="#">111TP1661</a>	Ø 180 x 9 mm

## HOSES

TUYAUX – SCHLÄUCHE



REF	Hose Ø	Hose Ø	Length	Fitting 1	Fitting 2	Info
<a href="#">111TP1662</a>	1/4"	6,4 mm	680 mm	M16 x 1,5 mm	M16 x 1,5 mm	-40–100 °C
<a href="#">111TP1663</a>	1/4"	6,4 mm	750 mm	M16 x 1,5 mm	M16 x 1,5 mm	-40–100 °C
<a href="#">111TP1664</a>	1/4"	6,4 mm	800 mm	M16 x 1,5 mm	M16 x 1,5 mm	-40–100 °C
<a href="#">111TP1665</a>	1/4"	6,4 mm	900 mm	M16 x 1,5 mm	M16 x 1,5 mm	-40–100 °C
<a href="#">111TP1666</a>	1/4"	6,4 mm	1150 mm	M16 x 1,5 mm	M16 x 1,5 mm	-40–100 °C
<a href="#">111TP1667</a>	1/4"	6,4 mm	1500 mm	M16 x 1,5 mm	M16 x 1,5 mm	-40–100 °C
<a href="#">111TP1668</a>	1/4"	6,4 mm	1650 mm	M16 x 1,5 mm	M16 x 1,5 mm	-40–100 °C
<a href="#">111TP1669</a>	1/4"	6,4 mm	1800 mm	M16 x 1,5 mm	M16 x 1,5 mm	-40–100 °C
<a href="#">111TP1671</a>	1/4"	6,4 mm	2000 mm	M16 x 1,5 mm	M16 x 1,5 mm	-40–100 °C
<a href="#">111TP1670</a>	1/4"	6,4 mm	682 mm	M18 x 1,5 mm	M18 x 1,5 mm	-40–100 °C



REF	Hose Ø	Hose Ø	Length	Fitting 1	Fitting 2	Info
<a href="#">111TP1672</a>	8 mm	4 mm	700 mm	MSFO – M12 x 1,5 mm	MSFO 90S – M12 x 1,5 mm	-40–100 °C
<a href="#">111TP1673</a>	8 mm	4 mm	800 mm	MSFO – M12 x 1,5 mm	MSFO 90S – M12 x 1,5 mm	-40–100 °C
<a href="#">111TP1674</a>	8 mm	4 mm	900 mm	MSFO – M12 x 1,5 mm	MSFO 90S – M12 x 1,5 mm	-40–100 °C
<a href="#">111TP1675</a>	8 mm	4 mm	930 mm	MSFO – M12 x 1,5 mm	MSFO 90S – M12 x 1,5 mm	-40–100 °C
<a href="#">111TP1676</a>	8 mm	4 mm	1560 mm	MSFO – M12 x 1,5 mm	MSFO 90S – M12 x 1,5 mm	-40–100 °C
<a href="#">111TP1677</a>	8 mm	4 mm	2260 mm	MSFO – M12 x 1,5 mm	MSFO 90S – M12 x 1,5 mm	-40–100 °C




REF	Hose Ø	Hose Ø	Length	Fitting 1	Fitting 2	Info
<a href="#">111TP1678</a>	2 mm	5 mm	520 mm	MSFO – M12 x 1,5 mm	MSFO – M12 x 1,5 mm	-40–100 °C

## HOSES

TUYAUX – SCHLÄUCHE




REF	Hose Ø	Hose Ø	Length	Fitting 1	Fitting 2	Info
<a href="#"><u>111TP1679</u></a>	1/4"	6,4 mm	840 mm	M16 x 1,5 mm	M16 x 1,5 mm	-40-100 °C



REF	Hose Ø	Hose Ø	Length	Fitting 1	Fitting 2	Info
<a href="#"><u>111TP1680</u></a>	1/4"	6,4 mm	900 mm	M16 x 1,5 mm	M16 x 1,5 mm	-40-100 °C
<a href="#"><u>111TP1681</u></a>	1/4"	6,4 mm	1000 mm	M16 x 1,5 mm	M16 x 1,5 mm	-40-100 °C
<a href="#"><u>111TP1682</u></a>	1/4"	6,4 mm	1270 mm	M16 x 1,5 mm	M16 x 1,5 mm	-40-100 °C
<a href="#"><u>111TP1683</u></a>	1/4"	6,4 mm	2150 mm	M16 x 1,5 mm	M16 x 1,5 mm	-40-100 °C

## HOSE SETS

KITS DE TUYAUX – SCHLAUCHSETS



REF	Info
<a href="#"><u>111TP1684</u></a>	Ø 1/4"

## FITTINGS

RACCORDS – KUPPLUNGEN



REF	Info	REF	Info
<a href="#"><u>111TP1685</u></a>	Ø 1/4"	<a href="#"><u>111TP1686</u></a>	16 x 1,5 mm

## SOLENOID VALVES

ÉLECTROVANNES – MAGNETVENTILE



REF	Volt	Ø	Info
<a href="#">111TP1687</a>	12 V	15 mm	M20 x 1,5 mm – SA
<a href="#">111TP1688</a>	24 V	15 mm	M20 x 1,5 mm – SA

REF	Volt	Ø	Info
<a href="#">111TP1689</a>	12 V	15 mm	M20 x 1,5 mm – DA
<a href="#">111TP1690</a>	24 V	15 mm	M20 x 1,5 mm – DA



REF	Volt	Ø	Info
<a href="#">111TP1691</a>	12 V	13,8 – 15,3 – 16,8 mm	M20 x 1,5 mm
<a href="#">111TP1692</a>	24 V	13,8 – 15,3 – 16,8 mm	M20 x 1,5 mm

## CARTRIDGES

CARTOUCHES – PATRONEN



REF	Ø	Info
<a href="#">111TP1693</a>	15 mm	M20 x 1,5 mm – DA

REF	Ø	Info
<a href="#">111TP1694</a>	13,8 – 15,3 – 16,8 mm	M20 x 1,5 mm – 4/2

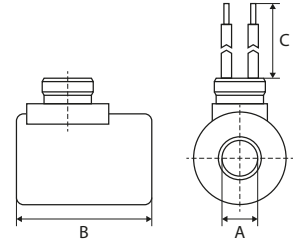
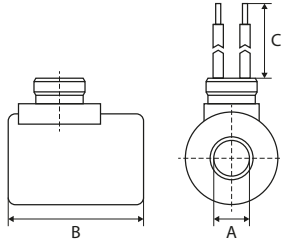


REF	Ø	Info
<a href="#">111TP1695</a>	15 mm	M20 x 1,5 mm – SA



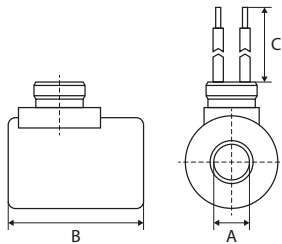
## COILS

BOBINES – SPULEN



REF	Volt	A	B	Info
<a href="#"><u>111TP1696</u></a>	12 V	18 mm	40 mm	M27 x 1 mm
<a href="#"><u>111TP1697</u></a>	24 V	18 mm	40 mm	M27 x 1 mm

REF	Volt	A	B	C
<a href="#"><u>111TP1698</u></a>	12 V	18 mm	40 mm	3000 mm
<a href="#"><u>111TP1699</u></a>	24 V	18 mm	40 mm	3000 mm



REF	Volt	A	B	C
<a href="#"><u>111TP1700</u></a>	12 V	18 mm	40 mm	5500 mm
<a href="#"><u>111TP1701</u></a>	24 V	18 mm	40 mm	5500 mm

## REGULATING VALVES

SOUPAPES DE RÉGULATION – REGELVENTILE



REF	Info
<a href="#"><u>111TP1702</u></a>	5,6 liter/min – Ø 1/4"

REF	Info
<a href="#"><u>111TP1703</u></a>	

## VALVES & SWITCHES

SOUPAPES & INTERRUPTEURS – VENTILE & SCHALTER



REF	Info
<a href="#">111TP1704</a>	50–250 bar



REF	Info
<a href="#">111TP1705</a>	NC 5 bar – 310 mm



REF	Info
<a href="#">111TP1706</a>	5 bar – M10



REF	Info
<a href="#">111TP1707</a>	80G – Ø 1/4"



REF	Info
<a href="#">111TP1708</a>	X1A – SX1

## NUTS

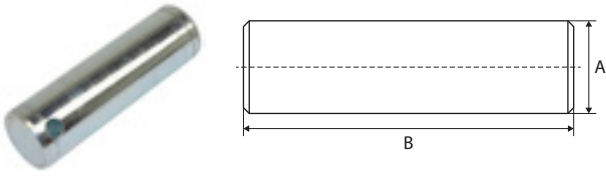
ÉCROUS – MUTTERN



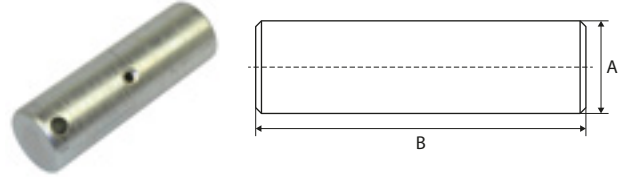
REF	Info
<a href="#">111TP1709</a>	M18 x 1,5 mm

## PINS

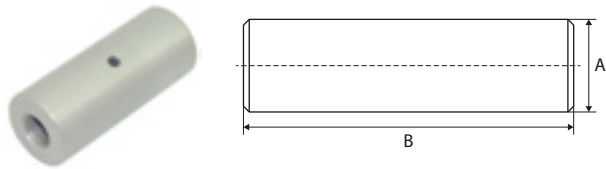
AXES – ACHSEN



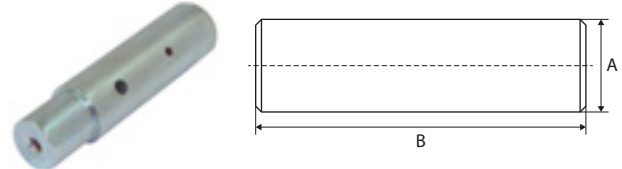
REF	A	B	Info
<a href="#">111TP1710</a>	30 mm	100 mm	M10 x 1 mm
<a href="#">111TP1711</a>	35 mm	90 mm	M10 x 1 mm
<a href="#">111TP1712</a>	35 mm	100 mm	M10 x 1 mm
<a href="#">111TP1713</a>	35 mm	102 mm	3/8" NF
<a href="#">111TP1714</a>	35 mm	107 mm	M10 x 1 mm



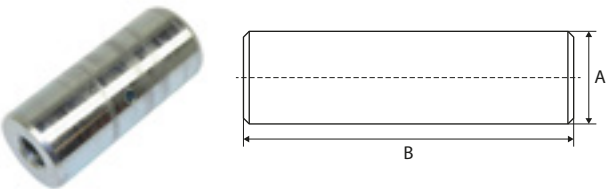
REF	A	B	Info
<a href="#">111TP1715</a>	35 mm	110 mm	M10 x 1 mm
<a href="#">111TP1716</a>	35 mm	112 mm	M10 x 1 mm
<a href="#">111TP1717</a>	35 mm	127 mm	M10 x 1 mm
<a href="#">111TP1718</a>	40 mm	130 mm	M10 x 1 mm



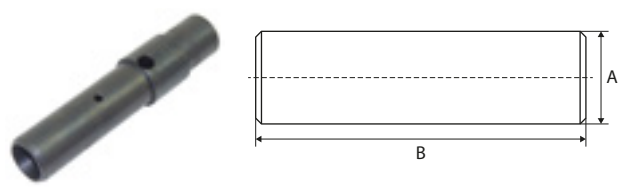
REF	A	B	Info
<a href="#">111TP1719</a>	30 mm	84 mm	
<a href="#">111TP1720</a>	35 mm	129 mm	
<a href="#">111TP1721</a>	40 mm	130 mm	



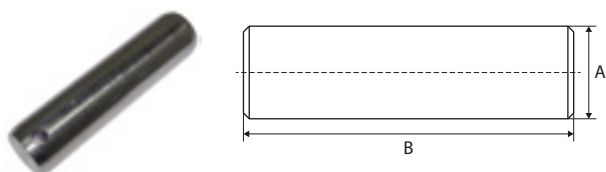
REF	A	B	Info
<a href="#">111TP1722</a>	30/35 mm	141 mm	M10 x 1 mm
<a href="#">111TP1723</a>	30/35 mm	156 mm	M10 x 1 mm
<a href="#">111TP1724</a>	35/35 mm	145 mm	M10 x 1 mm



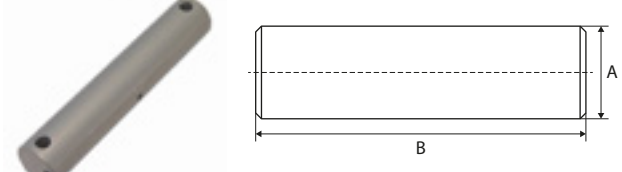
REF	A	B	Info
<a href="#">111TP1725</a>	35 mm	82 mm	
<a href="#">111TP1726</a>	40 mm	44 mm	
<a href="#">111TP1727</a>	40 mm	46 mm	



REF	A	B	Info
<a href="#">111TP1728</a>	30/35 mm	155 mm	M10 x 1 mm



REF	A	B	Info
<a href="#">111TP1729</a>	30 mm	120 mm	
<a href="#">111TP1730</a>	30 mm	125 mm	

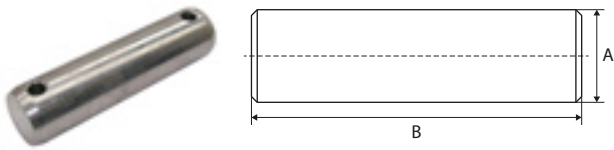


REF	A	B	Info
<a href="#">111TP1731</a>	35 mm	180 mm	M10 x 1 mm

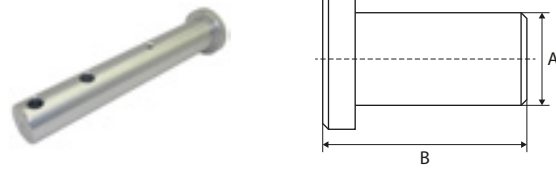
PINS, BUSHINGS & ROLLERSPINS, BUSHINGS & ROLLERS – AXES, BAGUES & GALETS – ACHSEN, BUCHSEN & ROLLEN

## PINS

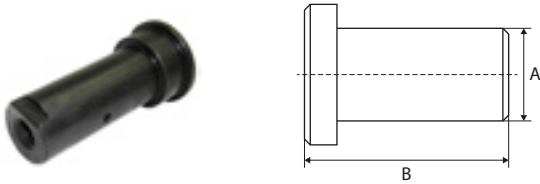
AXES - ACHSEN



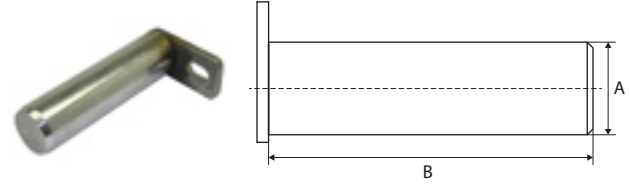
REF	A	B	Info
<a href="#">111TP1732</a>	35 mm	135 mm	



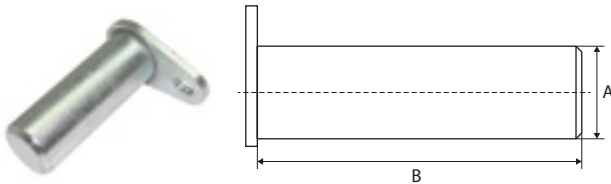
REF	A	B	Info
<a href="#">111TP1733</a>	35/50 mm	233 mm	



REF	A	B	Info
<a href="#">111TP1734</a>	35/45 mm	107 mm	M6 x 1 mm



REF	A	B	Info
<a href="#">111TP1735</a>	30 mm	165 mm	
<a href="#">111TP1736</a>	35 mm	125 mm	
<a href="#">111TP1737</a>	35 mm	147 mm	
<a href="#">111TP1738</a>	35 mm	205 mm	



REF	A	B	Info
<a href="#">111TP1739</a>	30 mm	80 mm	
<a href="#">111TP1740</a>	30 mm	139 mm	
<a href="#">111TP1741</a>	30 mm	170 mm	
<a href="#">111TP1742</a>	35 mm	86 mm	
<a href="#">111TP1743</a>	35 mm	172 mm	
<a href="#">111TP1744</a>	40 mm	90 mm	

## PIN SETS

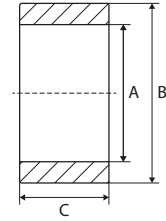
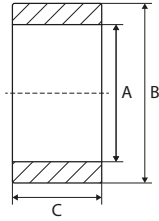
KITS D'AXES - ACHSENSETS



REF	Info
<a href="#">111TP1745</a>	Ø 35 x 113 mm - Ø 40 x 129 mm

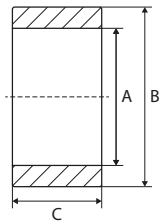
## PLATFORM ROLLERS

GALETS DE TRANSPALETTE – PLATTFORMROLLEN



REF	A	B	C
<a href="#">111TP1746</a>	30 mm	80 mm	50 mm
<a href="#">111TP1747</a>	30 mm	100 mm	50 mm
<a href="#">111TP1748</a>	35 mm	80 mm	46 mm
<a href="#">111TP5064</a>	45 mm	100 mm	20 mm

REF	A	B	C
<a href="#">111TP1749</a>	10 mm	80 mm	30 mm



REF	A	B	C
<a href="#">111TP1750</a>	30,5 mm	90 mm	49 mm

## PLATFORM ROLLER SETS

KITS DE GALETS DE TRANSPALETTE – PLATTFORMROLLENSETS



REF	Info
<a href="#">111TP1751</a>	Ø 30/35/100 x 50 mm – L: 112/145 mm



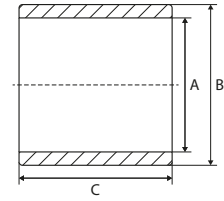
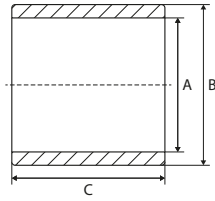
REF	Info
<a href="#">111TP1752</a>	Ø 30/90 x 45 mm – L: 139 mm



REF	Info
<a href="#">111TP1753</a>	Ø 35/100 x 20 mm – L: 84/180 mm

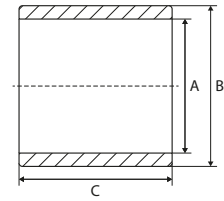
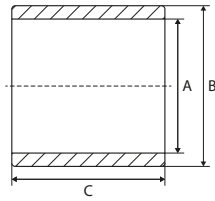
PINS, BUSHINGS & ROLLERSPINS, BUSHINGS & ROLLERS – AXES, BAGUES & GALETS – ACHSEN, BUCHSEN & ROLLEN

## BUSHINGS BAGUES - BUCHSEN



REF	A	B	C	Info
<a href="#">111TP1754</a>	35 mm	39 mm	50 mm	
<a href="#">111TP1755</a>	35 mm	42 mm	50 mm	

REF	A	B	C	Info
<a href="#">111TP1756</a>	30 mm	35 mm	40 mm	
<a href="#">111TP1757</a>	30 mm	35 mm	50 mm	
<a href="#">111TP1758</a>	30 mm	35 mm	65 mm	
<a href="#">111TP1759</a>	35 mm	40 mm	40 mm	
<a href="#">111TP1760</a>	35 mm	40 mm	50 mm	
<a href="#">111TP1761</a>	35 mm	40 mm	65 mm	



REF	A	B	C	Info
<a href="#">111TP1762</a>	40 mm	45 mm	80 mm	

REF	A	B	C	Info
<a href="#">111TP1763</a>	30 mm	34 mm	30 mm	DX
<a href="#">111TP1764</a>	40 mm	44 mm	20 mm	DX
<a href="#">111TP1765</a>	40 mm	44 mm	40 mm	DX



REF	Info
<a href="#">111TP1766</a>	Ø 30/36 x 40 mm

REF	Info
<a href="#">111TP1767</a>	Ø 35/42 x 52,5 mm

## GE BEARINGS

ROULEMENTS AUTO-ALIGNEURS – GELENKLAGER



REF

Info

[111TP1768](#)

Ø 17/30 x 14 mm

REF

Info

[111TP1769](#)

Ø 25/42 x 20 mm

## DISTANCE RINGS

BAGUES D'ÉCARTEMENT – ABSTANDSRINGE



REF

Info

[111TP1770](#)

Ø 16/45/55 x 21 mm

## EYE BOLTS

BOULONS À CŒIL – RINGSCHRAUBEN



REF

Info

[111TP1771](#)

Ø 10 x 50 mm

[111TP1772](#)

Ø 12 x 60 mm

## SCREWS, NUTS & RINGS

VIS, ÉCROUS & RONDELLES – SCHRAUBEN, MUTTERN & RINGE



REF	Info
<a href="#"><u>111TP1773</u></a>	Ø 8 x 22 mm



REF	Info
<a href="#"><u>111TP1774</u></a>	G 1/4"



REF	Info
<a href="#"><u>111TP1775</u></a>	M4 x 8 mm



REF	Info
<a href="#"><u>111TP1776</u></a>	Ø 6/17 x 1,5 mm



REF	Info
<a href="#"><u>111TP1777</u></a>	M16



REF	Info
<a href="#"><u>111TP1778</u></a>	M8 x 16 mm



REF	Info
<a href="#"><u>111TP1304</u></a>	Ø 6 x 16 mm
<a href="#"><u>111TP1305</u></a>	Ø 8 x 60 mm



## SCREWS, NUTS & RINGS

VIS, ÉCROUS & RONDELLES – SCHRAUBEN, MUTTERN & RINGE



REF	Info
<a href="#"><u>111TP1345</u></a>	M8 x 12 mm
<a href="#"><u>111TP1264</u></a>	M8 x 16 mm
<a href="#"><u>111TP1265</u></a>	M10 x 18 mm

REF	Info
<a href="#"><u>111TP1779</u></a>	M10 x 30 mm
<a href="#"><u>111TP1266</u></a>	M12 x 50 mm
<a href="#"><u>111TP1267</u></a>	M16 x 30 mm
<a href="#"><u>111TP1268</u></a>	M16 x 40 mm
<a href="#"><u>111TP1269</u></a>	M16 x 80 mm



REF	Info
<a href="#"><u>111TP1270</u></a>	M8 x 75 mm
<a href="#"><u>111TP1271</u></a>	M10 x 75 mm
<a href="#"><u>111TP1344</u></a>	M14 x 150 mm
<a href="#"><u>111TP1272</u></a>	M14 x 180 mm
<a href="#"><u>111TP1273</u></a>	M14 x 230 mm
<a href="#"><u>111TP1274</u></a>	M16 x 75 mm
<a href="#"><u>111TP1275</u></a>	M16 x 150 mm
<a href="#"><u>111TP1276</u></a>	M16 x 155 mm

REF	Info
<a href="#"><u>111TP1277</u></a>	M6 x 80 mm
<a href="#"><u>111TP1278</u></a>	M8 x 30 mm
<a href="#"><u>111TP1279</u></a>	M8 x 60 mm
<a href="#"><u>111TP1280</u></a>	M16 x 45 mm
<a href="#"><u>111TP1281</u></a>	M20 x 50 mm



REF	Info
<a href="#"><u>111TP1282</u></a>	M8 x 12 mm
<a href="#"><u>111TP1283</u></a>	M10 x 20 mm

REF	Info
<a href="#"><u>111TP1284</u></a>	M6 x 12 mm
<a href="#"><u>111TP1285</u></a>	M6 x 16 mm
<a href="#"><u>111TP1286</u></a>	M12 x 30 mm

## SCREWS, NUTS & RINGS

VIS, ÉCROUS & RONDELLES – SCHRAUBEN, MUTTERN & RINGE



REF	Info
<a href="#">111TP1287</a>	M8 x 20 mm
<a href="#">111TP1288</a>	M8 x 25 mm
<a href="#">111TP1289</a>	M8 x 30 mm
<a href="#">111TP1290</a>	M12 x 25 mm
<a href="#">111TP1291</a>	M12 x 45 mm

REF	Info
<a href="#">111TP1306</a>	M6 x 45 mm
<a href="#">111TP1342</a>	M8 x 80 mm
<a href="#">111TP1307</a>	M8 x 90 mm
<a href="#">111TP1308</a>	M10 x 80 mm



REF	Info
<a href="#">111TP1292</a>	M3
<a href="#">111TP1293</a>	M5
<a href="#">111TP1294</a>	M6
<a href="#">111TP1295</a>	M8
<a href="#">111TP1296</a>	M10
<a href="#">111TP1297</a>	M12
<a href="#">111TP1298</a>	M14
<a href="#">111TP1299</a>	M16
<a href="#">111TP1300</a>	M20

REF	Info
<a href="#">111TP1309</a>	Ø 25 mm
<a href="#">111TP1310</a>	Ø 28 mm
<a href="#">111TP1311</a>	Ø 30 mm
<a href="#">111TP1312</a>	Ø 35 mm
<a href="#">111TP1314</a>	Ø 39 mm
<a href="#">111TP1313</a>	Ø 40 mm



REF	Info
<a href="#">111TP1301</a>	Ø 6 mm
<a href="#">111TP1302</a>	Ø 8 mm
<a href="#">111TP1303</a>	Ø 24 mm

REF	Info
<a href="#">111TP1315</a>	M6
<a href="#">111TP1316</a>	M8
<a href="#">111TP1343</a>	M16

## ROLL STOPS & PARTS

BUTÉES DE ROUES & ACCESSOIRES – ABROLLSICHERUNGEN & ERSATZTEILE



REF	Info
<a href="#"><u>111TP1780</u></a>	

REF	Info
<a href="#"><u>111TP1781</u></a>	Ø 12 x 930 mm

## SPRINGS & GAS SPRINGS

RESSORTS & VÉRINS À GAZ – FEDERN & GASDRUCKFEDERN



REF	Info
<a href="#"><u>111TP1782</u></a>	Ø 18 mm – 2,3 mm

REF	Info
<a href="#"><u>111TP1783</u></a>	Ø 19 mm – 3 mm



REF	Info
<a href="#"><u>111TP1784</u></a>	Ø 20 x 40 mm – 3000N

REF	Info
<a href="#"><u>111TP1785</u></a>	1040 mm – Ø 11 mm – right

## BUMPERS & BUFFERS

PARE-CHOCS & BUTOIRS – STOSSDÄMPFER & -PUFFER



REF	Info
<a href="#"><u>111TP1786</u></a>	Ø 30 x 36 mm – M8

## CAPS

BOUCHONS – DECKEL



REF	Info
<a href="#">111TP1787</a>	120 x 80 mm



REF	Info
<a href="#">111TP1788</a>	160 x 160 mm



REF	Info
<a href="#">111TP1789</a>	180 x 180 mm



REF	Info
<a href="#">111TP1790</a>	Ø 113,5 mm



REF	Info
<a href="#">111TP1791</a>	Ø 114,3 mm



REF	Info
<a href="#">111TP1792</a>	Ø 127 mm



REF	Info
<a href="#">111TP1793</a>	Ø 40 mm



REF	Info
<a href="#">111TP1794</a>	Ø 80 mm

## PLATFORM PARTS

PIÈCES DE PLATEFORME – PLATTFORMERSATZTEILE



REF	Info
<a href="#"><u>111TP1795</u></a>	50 x 10 x 78 mm



REF	Info
<a href="#"><u>111TP1796</u></a>	Ø 20 x 10 mm



REF	Info
<a href="#"><u>111TP1797</u></a>	150 x 147 x 93 mm – 4 x Ø 17 mm



REF	Info
<a href="#"><u>111TP1798</u></a>	205 x 108 x 92 mm – 6 x Ø 17 mm



REF	Info
<a href="#"><u>111TP1799</u></a>	135 x 60 mm



REF	Info
<a href="#"><u>111TP1800</u></a>	28 x 10 x 2770 mm



REF	Info
<a href="#"><u>111TP1801</u></a>	2505 mm



REF	Info
<a href="#"><u>111TP1802</u></a>	2300 mm



REF	Info
<a href="#"><u>111TP1803</u></a>	849 x 82 mm



REF	Info
<a href="#"><u>111TP1804</u></a>	745 mm

## PLATFORM PARTS

PIÈCES DE PLATEFORME – PLATTFORMERSATZTEILE



REF	Info
<a href="#"><u>111TP1805</u></a>	2,5 x 1508 mm – right



REF	Info
<a href="#"><u>111TP1806</u></a>	2,5 x 1508 mm – left



REF	Info
<a href="#"><u>111TP1807</u></a>	Right
<a href="#"><u>111TP1808</u></a>	Left



REF	Info
<a href="#"><u>111TP1809</u></a>	1/2"



REF	Info
<a href="#"><u>111TP1810</u></a>	1/2"



REF	Info
<a href="#"><u>111TP1811</u></a>	BS



REF	Info
<a href="#"><u>111TP1812</u></a>	135 x 60 mm



REF	Info
<a href="#"><u>111TP1813</u></a>	AL1000 – 1435 x 1065 x 270 mm



REF	Info
<a href="#"><u>111TP1814</u></a>	Ø 20/40 x 75 mm



REF	Info
<a href="#"><u>111TP1815</u></a>	Ø 20/40 x 75 mm


## PLATFORM PARTS

PIÈCES DE PLATEFORME – PLATTFORMERSATZTEILE



REF	Info
<a href="#"><u>111TP1816</u></a>	2810 mm

REF	Info
<a href="#"><u>111TP1817</u></a>	2515 mm



REF	Info
<a href="#"><u>111TP1319</u></a>	§ 53b Abs. 5 StVZO TÜV/CE with certificate – 250 x 400 mm

REF	Info
<a href="#"><u>111TP1320</u></a>	§ 53b Abs. 5 StVZO TÜV/CE without certificate – 250 x 400 mm



REF	Info
<a href="#"><u>111TP1818</u></a>	Ø 30/46/75 mm

REF	Info
<a href="#"><u>111TP1819</u></a>	212 x 153 mm

## PLATFORM LOCKS

VERROUILLAGE DE PLATEFORME – PLATTFORMVERSCHLÜSSE



REF	Info
<a href="#"><u>111TP1820</u></a>	

## GREASE FITTINGS & CAPS

RACCORDS DE GRAISSAGE & BOUCHONS – SCHMIERNIPPEL & SCHUTZKAPPEN



REF	Info
<a href="#"><u>111TP1821</u></a>	M6 x 1 mm – 180°



REF	Info
<a href="#"><u>111TP1822</u></a>	M10 x 1 mm – 90°



REF	Info
<a href="#"><u>111TP1823</u></a>	M10 x 1 mm – 180°



REF	Info
<a href="#"><u>111TP1824</u></a>	Ø 6 mm



## JOYSTICKS

LEVIERS DE COMMANDE – JOYSTICKS



REF	Info
<a href="#"><u>111TP1825</u></a>	R2



REF	Info
<a href="#"><u>111TP1826</u></a>	L2



REF	Info
<a href="#"><u>111TP1827</u></a>	R4



REF	Info
<a href="#"><u>111TP1828</u></a>	L4



REF	Info
<a href="#"><u>111TP1829</u></a>	Without contact block



REF	Info
<a href="#"><u>111TP1830</u></a>	With seal

## ROTARY/PUSH SWITCHES & PARTS

INTERRUPTEURS ROTATIFS/POUSSOIRS & ACCESSOIRES – DREH-/DRUCKSCHALTER & ERSATZTEILE



REF	Info
<a href="#"><u>111TP1831</u></a>	12–24 V



REF	Info
<a href="#"><u>111TP1832</u></a>	24 V – S/S4



REF	Info
<a href="#"><u>111TP1833</u></a>	24 V – S4/SX1

## FOOT CONTROLLERS & PARTS

COMMANDES AU PIED & ACCESSOIRES – FUSSSCHALTER & ERSATZTEILE



REF	Info
<a href="#"><u>111TP1834</u></a>	Up – H



REF	Info
<a href="#"><u>111TP1835</u></a>	Down – S



REF	Info
<a href="#"><u>111TP1836</u></a>	1500 mm – up



REF	Info
<a href="#"><u>111TP1837</u></a>	1500 mm – down

## FOOT CONTROLLERS & PARTS

COMMANDES AU PIED & ACCESSOIRES – FUSSSCHALTER & ERSATZTEILE



REF	Info
<a href="#"><u>111TP1838</u></a>	500 mm – up



REF	Info
<a href="#"><u>111TP1839</u></a>	500 mm – down



REF	Info
<a href="#"><u>111TP1840</u></a>	Ø 41 mm



REF	Info
<a href="#"><u>111TP1841</u></a>	Ø 38 mm – 4 x Ø 3 mm



REF	Info
<a href="#"><u>111TP1842</u></a>	



REF	Info
<a href="#"><u>111TP1843</u></a>	Ø 14,5/20 mm



REF	Info
<a href="#"><u>111TP1844</u></a>	BC750, 751, 1000SX1



REF	Info
<a href="#"><u>111TP1845</u></a>	335 x 85 mm

## FOOT CONTROLLERS & PARTS

COMMANDES AU PIED & ACCESSOIRES – FUSSSCHALTER & ERSATZTEILE



REF	Info
<a href="#">111TP1846</a>	0–180°



REF	Info
<a href="#">111TP1847</a>	0–180°



REF	Info
<a href="#">111TP1848</a>	0–90°



REF	Info
<a href="#">111TP1849</a>	0–90°



REF	Info
<a href="#">111TP1850</a>	800 mm

## CONTACT ELEMENTS

BLOCS DE CONTACT – KONTAKTELEMENTE



REF	Info
<a href="#"><u>111TP1851</u></a>	1 x NO – 1 x NC

REF	Info
<a href="#"><u>111TP1852</u></a>	31/32/43/44



REF	Info
<a href="#"><u>111TP1853</u></a>	11/12/23/24

REF	Info
<a href="#"><u>111TP1854</u></a>	31/32/43/44




REF	Info
<a href="#"><u>111TP1855</u></a>	11/12/23/24

REF	Info
<a href="#"><u>111TP1856</u></a>	51/52/63/64

## LIMIT/MICRO SWITCHES

INTERRUPTEURS DE FIN DE COURSE/MICRORUPTEURS – END-/MIKROSCHALTER



REF	Info
<a href="#"><u>111TP1857</u></a>	Set

REF	Info
<a href="#"><u>111TP1858</u></a>	IP65

## CONTROL BOXES & PARTS

BOÎTIERS DE CONTRÔLE & ACCESSOIRES – BEDIENKÄSTEN & ERSATZTEILE



REF	Info
<a href="#"><u>111TP1859</u></a>	120 x 90 x 22 mm – CP240



REF	Info
<a href="#"><u>111TP1860</u></a>	12–24 V



REF	Info
<a href="#"><u>111TP1861</u></a>	12–24 V



REF	Info
<a href="#"><u>111TP1862</u></a>	With key switch



REF	Info
<a href="#"><u>111TP1863</u></a>	220 x 120 mm

## SENSORS & SWITCHES

CAPTEURS & INTERRUPTEURS – SENSOREN & SCHALTER



REF	Info
<a href="#"><u>111TP1864</u></a>	12–24 V – M12 x 38 mm – IP67



REF	Info
<a href="#"><u>111TP1865</u></a>	10–36 V – M12 x 54 mm – IP67



REF	Info
<a href="#"><u>111TP1866</u></a>	BS – 80 x 200 mm



REF	Info
<a href="#"><u>111TP1867</u></a>	550 mm – 53,4 x 44,7 x 23,3 mm

## MICROSWITCHES WITH CABLE

MICRORUPTEURS AVEC CÂBLE – MIKROSCHALTER MIT KABEL



REF	Info
<a href="#"><u>111TP1868</u></a>	250 V – 5 A – IP66 – 500 mm



REF	Info
<a href="#"><u>111TP1869</u></a>	250 V – 5 A – IP66 – 1500 mm



REF	Info
<a href="#"><u>111TP1870</u></a>	250 V – 5 A – IP66 – 3500 mm

## KEYS

CLÉS – SCHLÜSSEL



REF	Info
<a href="#"><u>111TP1871</u></a>	40,5 x 13 x 6 mm

## VARIOUS CONTROLLER PARTS

DIVERSES PIÈCES DE COMMANDE – WEITERE BEDIENUNG-ERSATZTEILE



REF	Info
<a href="#"><u>111TP1872</u></a>	Two points



REF	Info
<a href="#"><u>111TP1873</u></a>	52 mm – Ø 29/14 mm



## BATTERY CABLES

CÂBLES DE BATTERIE – BATTERIEKABEL



REF	Info
<a href="#"><u>111TP1874</u></a>	25 mm <sup>2</sup> x 12 m



REF	Info
<a href="#"><u>111TP1875</u></a>	25 mm <sup>2</sup> x 12 m



REF	Info
<a href="#"><u>111TP1876</u></a>	25 mm <sup>2</sup> x 1,9 m



REF	Info
<a href="#"><u>111TP1877</u></a>	25 mm <sup>2</sup> x 2 m – negative



REF	Info
<a href="#"><u>111TP1878</u></a>	25 mm <sup>2</sup> x 2 m – positive



REF	Info
<a href="#"><u>111TP1879</u></a>	15 m – complete

## KOSTAL CABLES

CÂBLES KOSTAL – KOSTALKABEL



REF	Info
<a href="#"><u>111TP1880</u></a>	4 m – M27 x 1 mm

## SPIRAL CABLES

CÂBLES SPIRALÉS – SPIRALKABEL



REF	Info
<a href="#"><u>111TP1881</u></a>	3–4,5 m

## CABLES & PARTS

CÂBLES DE BATTERIE – KABEL & ERSATZTEILE



REF	Info
<a href="#"><u>111TP1882</u></a>	12 M24 – 12 V



REF	Info
<a href="#"><u>111TP1883</u></a>	2 x M24 – 12 V



REF	Info
<a href="#"><u>111TP1884</u></a>	7 x 0,75 mm <sup>2</sup>



REF	Info
<a href="#"><u>111TP1885</u></a>	60 x 450 mm



REF	Info
<a href="#"><u>111TP1886</u></a>	8 x 1 mm <sup>2</sup> x 2700 mm



REF	Info
<a href="#"><u>111TP1887</u></a>	7 x 0,75 mm <sup>2</sup> x 1500 mm

## CABLES & PARTS

CÂBLES DE BATTERIE – KABEL & ERSATZTEILE



REF	Info
<a href="#"><u>111TP1888</u></a>	4 x 1,5 mm <sup>2</sup> x 2690 mm



REF	Info
<a href="#"><u>111TP1889</u></a>	2550 mm



REF	Info
<a href="#"><u>111TP1890</u></a>	25 mm <sup>2</sup>



REF	Info
<a href="#"><u>111TP1891</u></a>	7 x 0,75 mm <sup>2</sup> x 2600 mm

CABLES & CONNECTORS – CÂBLES & CONNECTEURS – KABEL & STECKER

## CONNECTORS & PARTS

CONNECTEURS & ACCESSOIRES – STECKER & ERSATZTEILE



REF	Info
<a href="#"><u>111TP1892</u></a>	7 pole – VEHH



REF	Info
<a href="#"><u>111TP1893</u></a>	7 pole – VEHH



REF	Info
<a href="#"><u>111TP1894</u></a>	4 pole



REF	Info
<a href="#"><u>111TP1895</u></a>	4 pole



REF	Info
<a href="#"><u>111TP1896</u></a>	7/8" UNS – 18G – L: 45 mm



REF	Info
<a href="#"><u>111TP1897</u></a>	7/8" UNS – 18G – L: 45 mm



REF	Info
<a href="#"><u>111TP1898</u></a>	25 mm²

## FLASHLIGHTS & PARTS

LAMPES TORCHES & ACCESSOIRES – BLINKLEUCHTEN & ERSATZTEILE



REF	Info
<a href="#">111TP1503</a>	20° – IP68

REF	Info
<a href="#">111TP1504</a>	Used for REF <a href="#">111TP1503</a> .



REF	Info
<a href="#">111TP1899</a>	12 V – 5 W
<a href="#">111TP1900</a>	24 V – 5 W

REF	Info
<a href="#">111TP1901</a>	12 V – LED – type: D
<a href="#">111TP1902</a>	24 V – LED – type: D



REF	Info
<a href="#">111TP1903</a>	12 V – 4 W – LED
<a href="#">111TP1904</a>	24 V – 8 W – LED

## CIRCUIT BOARDS/CONTROLLERS

CIRCUITS IMPRIMÉS/COMMANDES – LEITERPLATTEN/BEDIENUNGEN



REF	Info
<a href="#">111TP1905</a>	24 V – SX-X1A



REF	Info
<a href="#">111TP1906</a>	24 V



REF	Info
<a href="#">111TP1907</a>	24 V – S4



REF	Info
<a href="#">111TP1908</a>	24 V – S2




REF	Info
<a href="#">111TP1909</a>	24 V



REF	Info
<a href="#">111TP1910</a>	12 V



REF	Info
<a href="#">111TP1911</a>	12 V – S2



REF	Info
<a href="#">111TP1912</a>	12 V

## CIRCUIT BOARDS/CONTROLLERS

CIRCUITS IMPRIMÉS/COMMANDES – LEITERPLATTEN/BEDIENUNGEN



REF	Info
<a href="#"><u>111TP1913</u></a>	24 V

REF	Info
<a href="#"><u>111TP1914</u></a>	24 V



REF	Info
<a href="#"><u>111TP1915</u></a>	Serial number needed

REF	Info
<a href="#"><u>111TP1948</u></a>	EBCMAXI

## RELAIS

RELAIS – RELAIS



REF	Info
<a href="#"><u>111TP1916</u></a>	12 V – 20–30 A – NO/NC
<a href="#"><u>111TP1917</u></a>	24 V – 10–20 A – NO/NC

REF	Info
<a href="#"><u>111TP1918</u></a>	24 V – 50 A

## CABLE SHOES & BATTERY CLAMPS

CONNECTEURS & PINCES DE BATTERIE – KABELSCHUHE & BATTERIEKLAMMERN

REF	Info
<a href="#"><u>111TP1919</u></a>	6 mm – 25 mm <sup>2</sup>
<a href="#"><u>111TP1920</u></a>	8 mm – 25 mm <sup>2</sup>
<a href="#"><u>111TP1921</u></a>	10 mm – 25 mm <sup>2</sup>



## FUSES

FUSIBLES – SICHERUNGEN



REF	Info
<a href="#">111TP1922</a>	50 A – DIN 72581/5
<a href="#">111TP1923</a>	75 A – DIN 72581/5
<a href="#">111TP1924</a>	100 A – DIN 72581/5
<a href="#">111TP1925</a>	150 A – DIN 72581/5
<a href="#">111TP1926</a>	200 A – DIN 72581/5
<a href="#">111TP1927</a>	250 A – DIN 72581/5

REF	Info
<a href="#">111TP1928</a>	50 A



REF	Info
<a href="#">111TP1929</a>	100 A

REF	Info
<a href="#">111TP1930</a>	150 A



REF	Info
<a href="#">111TP1931</a>	200 A

REF	Info
<a href="#">111TP1932</a>	250 A



## FUSE HOLDERS & PARTS

PORTE-FUSIBLES & ACCESSOIRES – SICHERUNGSHALTER & ERSATZTEILE



REF	Info
<a href="#">111TP5009</a>	M8



REF	Info
<a href="#">111TP1933</a>	M8



REF	Info
<a href="#">111TP1934</a>	20 A max – DIN 72581/med

## VARIOUS ELECTRICAL PARTS

DIVERSES PIÈCES ÉLECTRIQUES – WEITERE ELEKTRISCHE ERSATZTEILE



REF	Info
<a href="#">111TP1935</a>	PG9
<a href="#">111TP1936</a>	PG11
<a href="#">111TP1937</a>	PG13.5



REF	Info
<a href="#">111TP1938</a>	15 x 55 x 3 mm



REF	Info
<a href="#">111TP1939</a>	± 100 x 120 mm



REF	Info
<a href="#">111TP1940</a>	8 pole

## BATTERY COVERS/HOUSINGS

COUVERCLES/LOGEMENTS BATTERIE – BATTERIEKÄSTEN/-DECKEL



REF	Info
<a href="#"><u>111TP1941</u></a>	670 x 550 x 275 mm



REF	Info
<a href="#"><u>111TP1942</u></a>	630 x 645 x 260 mm



REF	Info
<a href="#"><u>111TP1943</u></a>	630 x 645 x 260 mm

## DECALS

AUTOCOLLANTS – AUFKLEBER



REF

Info

**111TP1944**

160 x 75 mm

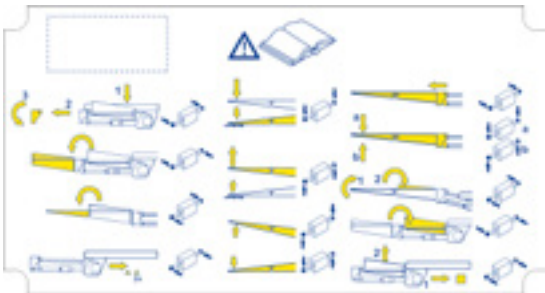


REF

Info

**111TP1945**

212 x 112 mm – S4-S2

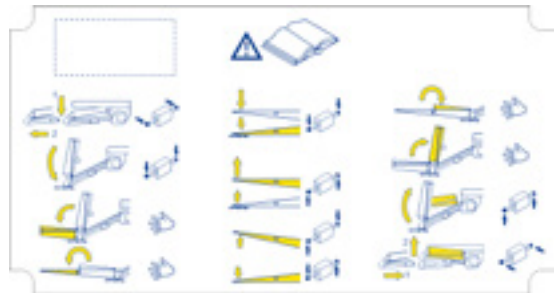


REF

Info

**111TP1946**

212 x 112 mm



REF

Info

**111TP1947**

212 x 112 mm – R-42

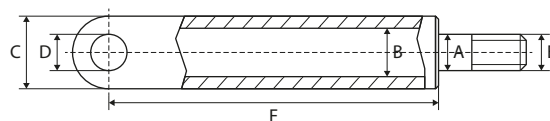


4

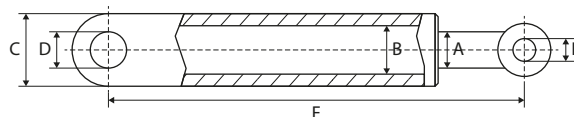
USED FOR  
BEHRENS EUROLIFT

## TILT CYLINDERS

VÉRIN D'INCLINAISON – SCHLIESSZYLINDER



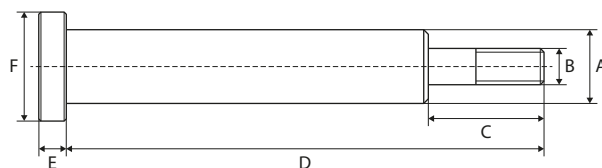
REF	A	B	C	D	E	F	Info
<a href="#"><u>111TP1949</u></a>	45 mm	70 mm	82 mm	30 mm	M36 – Ø 45 mm	500 mm	1000/1500/2000 kg



REF	A	B	C	D	E	F	Info
<a href="#"><u>111TP1950</u></a>	50 mm	55 mm	65 mm	30 mm	30 mm	480 mm	1000/1500/2000 kg
<a href="#"><u>111TP5147</u></a>	50 mm	55 mm	65 mm	30 mm	30 mm	620 mm	1000/1500/2000 kg

## PISTON RODS

TIGES DE PISTON – KOLBENSTANGEN



REF	A	B	C	D	E	F	Info
<a href="#">111TP1951</a>	45 mm	M36	76 mm	588 mm	10 mm	70 mm	



REF	A	B	C	Info
<a href="#">111TP1952</a>	50 mm	565 mm	30 mm	

## SEAL KITS

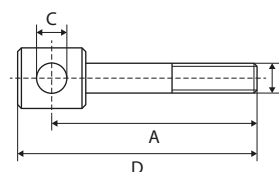
KITS DE JOINTS – DICHTUNGSSÄTZE



REF	Info	REF	Info
<a href="#">111TP1953</a>	Ø 45/70 mm	<a href="#">111TP1954</a>	Ø 50/60 mm

## ROD ENDS

ROTULES – GELENKKÖPFE



REF	A	B	C	D	Info
<a href="#">111TP1955</a>	125 mm	M36	30 mm	155 mm	
<a href="#">111TP1956</a>	305 mm	M36	30 mm	336 mm	

**TANKS & OIL RESERVOIRS**  
RÉSERVOIRS (D'HUILE) – TANKS & ÖLBEHÄLTER



REF	Info
<a href="#"><u>111TP1957</u></a>	6,8 liter – Ø 110 mm

## HYDRAULIC PUMPS

POMPES HYDRAULIQUES – HYDRAULIKPUMPEN



REF	CC	Rotation	Info	REF	CC	Rotation	Info
<a href="#"><u>111TP1958</u></a>	1,7 cc	<< CCW	MD-TYP	<a href="#"><u>111TP1959</u></a>	1 cc	CW >>	



**HOSES**  
TUYAUX – SCHLÄUCHE



REF	Hose Ø	Hose Ø	Length	Fitting 1	Fitting 2	Info
<a href="#"><u>111TP1960</u></a>	1/4"	6,4 mm	630 mm	M16 x 1,5 mm	M16 x 1,5 mm	-40–100 °C

## VALVE BLOCKS

BOÎTIERS À SOUPAPES – STEUERBLÖCKE

REF	Info
<a href="#"><u>111TP1961</u></a>	12 V
<a href="#"><u>111TP1962</u></a>	24 V



## PINS

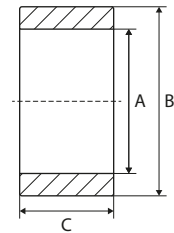
AXES - ACHSEN

REF	A	B	Info
<a href="#"><u>111TP1963</u></a>	30 mm	80 mm	M8 x 1 mm
<a href="#"><u>111TP1964</u></a>	30 mm	113 mm	M8 x 1 mm
<a href="#"><u>111TP1965</u></a>	30 mm	128 mm	M8 x 1 mm
<a href="#"><u>111TP1967</u></a>	30 mm	153 mm	M8 x 1 mm
<a href="#"><u>111TP1966</u></a>	40 mm	65 mm	M8 x 1 mm



## PLATFORM ROLLERS

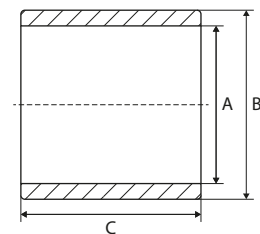
GALETS DE TRANSPALETTE - PLATTFORMROLLEN



REF	A	B	C
<a href="#"><u>111TP1968</u></a>	30 mm	90 mm	45 mm

## BUSHINGS

BAGUES - BUCHSEN



REF	A	B	C	Info
<a href="#"><u>111TP1969</u></a>	30 mm	34 mm	30 mm	DX
<a href="#"><u>111TP1970</u></a>	40 mm	44 mm	30 mm	DX

## SCREWS, NUTS & RINGS

VIS, ÉCROUS & RONDELLES – SCHRAUBEN, MUTTERN & RINGE



REF	Info
<a href="#"><u>111TP1345</u></a>	M8 x 12 mm
<a href="#"><u>111TP1264</u></a>	M8 x 16 mm
<a href="#"><u>111TP1265</u></a>	M10 x 18 mm

REF	Info
<a href="#"><u>111TP1266</u></a>	M12 x 50 mm
<a href="#"><u>111TP1267</u></a>	M16 x 30 mm
<a href="#"><u>111TP1268</u></a>	M16 x 40 mm
<a href="#"><u>111TP1269</u></a>	M16 x 80 mm



REF	Info
<a href="#"><u>111TP1270</u></a>	M8 x 75 mm
<a href="#"><u>111TP1271</u></a>	M10 x 75 mm
<a href="#"><u>111TP1344</u></a>	M14 x 150 mm
<a href="#"><u>111TP1272</u></a>	M14 x 180 mm
<a href="#"><u>111TP1273</u></a>	M14 x 230 mm
<a href="#"><u>111TP1274</u></a>	M16 x 75 mm
<a href="#"><u>111TP1275</u></a>	M16 x 150 mm
<a href="#"><u>111TP1276</u></a>	M16 x 155 mm

REF	Info
<a href="#"><u>111TP1277</u></a>	M6 x 80 mm
<a href="#"><u>111TP1278</u></a>	M8 x 30 mm
<a href="#"><u>111TP1279</u></a>	M8 x 60 mm
<a href="#"><u>111TP1280</u></a>	M16 x 45 mm
<a href="#"><u>111TP1281</u></a>	M20 x 50 mm



REF	Info
<a href="#"><u>111TP1282</u></a>	M8 x 12 mm
<a href="#"><u>111TP1283</u></a>	M10 x 20 mm

REF	Info
<a href="#"><u>111TP1284</u></a>	M6 x 12 mm
<a href="#"><u>111TP1285</u></a>	M6 x 16 mm
<a href="#"><u>111TP1286</u></a>	M12 x 30 mm

## SCREWS, NUTS & RINGS

VIS, ÉCROUS & RONDELLES – SCHRAUBEN, MUTTERN & RINGE



REF	Info
<a href="#">111TP1287</a>	M8 x 20 mm
<a href="#">111TP1288</a>	M8 x 25 mm
<a href="#">111TP1289</a>	M8 x 30 mm
<a href="#">111TP1290</a>	M12 x 25 mm
<a href="#">111TP1291</a>	M12 x 45 mm

REF	Info
<a href="#">111TP1306</a>	M6 x 45 mm
<a href="#">111TP1342</a>	M8 x 80 mm
<a href="#">111TP1307</a>	M8 x 90 mm
<a href="#">111TP1308</a>	M10 x 80 mm



REF	Info
<a href="#">111TP1292</a>	M3
<a href="#">111TP1293</a>	M5
<a href="#">111TP1294</a>	M6
<a href="#">111TP1295</a>	M8
<a href="#">111TP1296</a>	M10
<a href="#">111TP1297</a>	M12
<a href="#">111TP1298</a>	M14
<a href="#">111TP1299</a>	M16
<a href="#">111TP1300</a>	M20

REF	Info
<a href="#">111TP1309</a>	Ø 25 mm
<a href="#">111TP1310</a>	Ø 28 mm
<a href="#">111TP1311</a>	Ø 30 mm
<a href="#">111TP1312</a>	Ø 35 mm
<a href="#">111TP1314</a>	Ø 39 mm
<a href="#">111TP1313</a>	Ø 40 mm



REF	Info
<a href="#">111TP1301</a>	Ø 6 mm
<a href="#">111TP1302</a>	Ø 8 mm
<a href="#">111TP1303</a>	Ø 24 mm

REF	Info
<a href="#">111TP1315</a>	M6
<a href="#">111TP1316</a>	M8
<a href="#">111TP1343</a>	M16

## SCREWS, NUTS & RINGS


VIS, ÉCROUS & RONDELLES – SCHRAUBEN, MUTTERN & RINGE



REF	Info
<a href="#"><u>111TP1304</u></a>	Ø 6 x 16 mm
<a href="#"><u>111TP1305</u></a>	Ø 8 x 60 mm

## PLATFORM PARTS

PIÈCES DE PLATEFORME – PLATTFORMERSATZTEILE



REF	Info
<a href="#"><u>111TP1971</u></a>	§ 53b Abs. 5 StVZO TÜV/CE with certificate – 250 x 400 mm

REF	Info
<a href="#"><u>111TP1320</u></a>	§ 53b Abs. 5 StVZO TÜV/CE without certificate – 250 x 400 mm

## FOOT CONTROLLERS & PARTS

COMMANDES AU PIED & ACCESSOIRES – FUSSSCHALTER & ERSATZTEILE



REF	Info
<a href="#">111TP1972</a>	Ø 30 mm

REF	Info
<a href="#">111TP1973</a>	Ø 30 mm



REF	Info
<a href="#">111TP1974</a>	Ø 40 mm

REF	Info
<a href="#">111TP1975</a>	Ø 40 mm

## CONTACT ELEMENTS

BLOCS DE CONTACT – KONTAKTELEMENTE



REF	Info
<a href="#">111TP1976</a>	1 x NO

## SENSORS & SWITCHES

CAPTEURS & INTERRUPTEURS – SENSOREN & SCHALTER



REF	Info
<a href="#">111TP1977</a>	Ø 18 x 100 mm – 12–24 V

REF	Info
<a href="#">111TP1978</a>	Ø 25 x 100 mm – 12–24 V

## FLASHLIGHTS & PARTS

LAMPES TORCHES & ACCESSOIRES – BLINKLEUCHTEN & ERSATZTEILE



REF	Info
<a href="#">111TP1503</a>	20° – IP68

REF	Info
<a href="#">111TP1504</a>	Used for REF <a href="#">111TP1503</a>

## CIRCUIT BOARDS/CONTROLLERS

CIRCUITS IMPRIMÉS/COMMANDES – LEITERPLATTEN/BEDIENUNGEN



REF	Info
<a href="#">111TP1979</a>	24 V

## CIRCUIT BOARDS/CONTROLLERS

CIRCUITS IMPRIMÉS/COMMANDES – LEITERPLATTEN/BEDIENUNGEN



REF	Info
<a href="#">111TP1980</a>	175 A – DIN 72581/5
<a href="#">111TP1981</a>	200 A – DIN 72581/5

REF	Info
<a href="#">111TP1982</a>	175 A – DIN 43560/1
<a href="#">111TP1983</a>	225 A – DIN 43560/1




## FUSE HOLDERS & PARTS

PORTE-FUSIBLES & ACCESSOIRES – SICHERUNGSHALTER & ERSATZTEILE



REF	Info
<a href="#">111TP1984</a>	M8



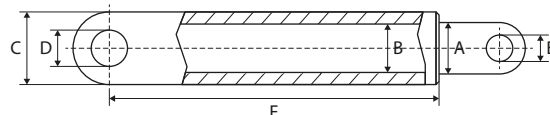


**5**

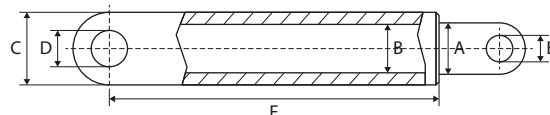
**USED FOR DAUTEL**

LIFT CYLINDERS

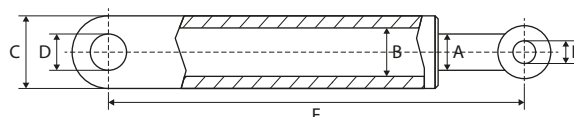
VÉRINS DE LEVAGE – HUBZYLINDER



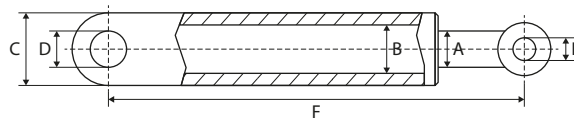
REF	A	B	C	D	E	F	Info
<a href="#">111TP1985</a>	40 mm		55 mm	30 mm	30 mm	328 mm	DLB36



REF	A	B	C	D	E	F	Info
<a href="#">111TP1986</a>	70 mm		90 mm	30 mm	30 mm	517 mm	DLB44



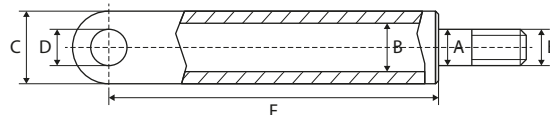
REF	A	B	C	D	E	F	Info
<a href="#">111TP1988</a>	40 mm		75 mm	35 mm	35 mm	596 mm	DLB47
<a href="#">111TP1989</a>	40 mm		85 mm	35 mm	35 mm	596 mm	DLB47
<a href="#">111TP1987</a>	55 mm		70 mm	35 mm	35 mm	595 mm	DLB47



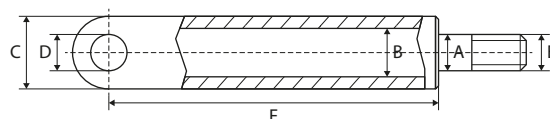
REF	A	B	C	D	E	F	Info
<a href="#">111TP1990</a>	30 mm	55 mm	70 mm	30 mm	30 mm	520 mm	DLB45

## TILT CYLINDERS

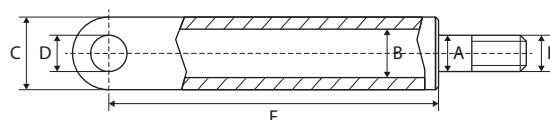
VÉRIN D'INCLINAISON – SCHLIESSZYLINDER



REF	A	B	C	D	E	F	Info
<a href="#"><u>111TP1991</u></a>	50 mm	70 mm	90 mm	30 mm	M48 x 1,5 mm	535 mm	DLB45



REF	A	B	C	D	E	F	Info
<a href="#"><u>111TP1992</u></a>	40 mm	63 mm	73 mm	35 mm	M36 – Ø 23 mm	427 mm	DLB47
<a href="#"><u>111TP1993</u></a>	45 mm	70 mm	80 mm	35 mm	M42 – Ø 28 mm	470 mm	DLB47
<a href="#"><u>111TP1994</u></a>	50 mm	75 mm	85 mm	35 mm	M48 – Ø 28 mm	515 mm	DLB47



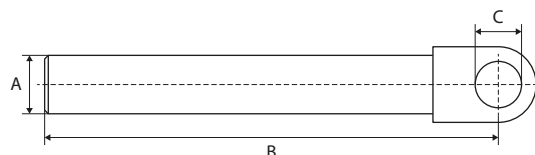
REF	A	B	C	D	E	F	Info
<a href="#"><u>111TP1995</u></a>	40 mm	63 mm	75 mm	30 mm	M38 x 2 mm	460 mm	DLB45

## PISTON RODS

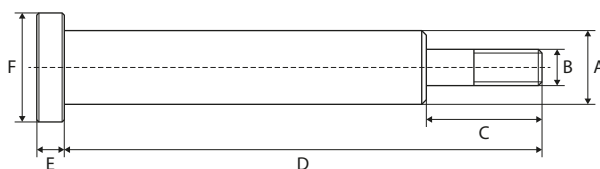
TIGES DE PISTON – KOLBENSTANGEN



REF	Ø	Info	REF	Dimensions	Info
<a href="#">111TP1996</a>	55 mm	DLB47	<a href="#">111TP2000</a>	Ø 70 mm – L: 474 mm	DLB44
<a href="#">111TP1997</a>	60 mm	DLB47	<a href="#">111TP2001</a>	Ø 70 mm – L: 455 mm	DLB44
<a href="#">111TP1998</a>	70 mm	DLB47			
<a href="#">111TP1999</a>	75 mm	DLB47			



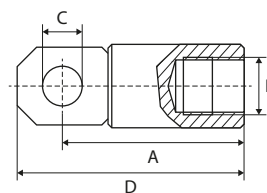
REF	A	B	C	Info
<a href="#">111TP2002</a>	40 mm	305 mm	30 mm	DLB36 – used for REF <a href="#">111TP1985</a>



REF	A	B	C	D	E	F
<a href="#">111TP2003</a>	50 mm	M48	168 mm	503 mm	43 mm	69 mm
<a href="#">111TP2004</a>	50 mm	M48	150 mm	554 mm	35 mm	69 mm

## EXTENSIONS

RALLONGES – VERLÄNGERUNG



REF	A	B	C	D	Info
<a href="#">111TP2005</a>	305 mm	M48	30 mm	330 mm	

## SEAL KITS

KITS DE JOINTS – DICHTUNGSSÄTZE



REF	Info
<a href="#"><u>111TP2006</u></a>	Ø 30/50 mm – DLB45



REF	Info
<a href="#"><u>111TP2007</u></a>	Ø 35/70 mm – DLB45



REF	Info
<a href="#"><u>111TP2008</u></a>	Ø 35–80 mm – DLB45



REF	Info
<a href="#"><u>111TP2009</u></a>	Ø 40/48 mm – DLB36



REF	Info
<a href="#"><u>111TP2010</u></a>	Ø 40/55 mm – DLB47



REF	Info
<a href="#"><u>111TP2011</u></a>	Ø 40/63 mm – DLB45



REF	Info
<a href="#"><u>111TP2012</u></a>	Ø 40/63 mm – DLB47



REF	Info
<a href="#"><u>111TP2013</u></a>	Ø 45/70 mm – DLB47



REF	Info
<a href="#"><u>111TP2014</u></a>	Ø 45/70 mm – HZ/NZ



REF	Info
<a href="#"><u>111TP2015</u></a>	Ø 50/70 mm – DLB44/45

## SEAL KITS

KITS DE JOINTS – DICHTUNGSSÄTZE



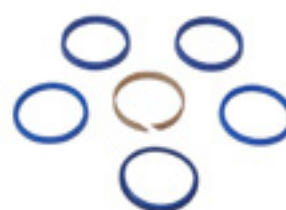
REF	Info
<a href="#"><u>111TP2016</u></a>	Ø 50/70 mm – DLB47



REF	Info
<a href="#"><u>111TP2017</u></a>	Ø 50/75 mm – DLB47



REF	Info
<a href="#"><u>111TP2018</u></a>	Ø 55/65 mm – DLB47



REF	Info
<a href="#"><u>111TP2019</u></a>	Ø 60/67 mm – DLB47



REF	Info
<a href="#"><u>111TP2020</u></a>	Ø 63/75 mm – DLB36



REF	Info
<a href="#"><u>111TP2021</u></a>	Ø 63/75 mm – DLB44



REF	Info
<a href="#"><u>111TP2022</u></a>	Ø 70/80 mm – DLB47



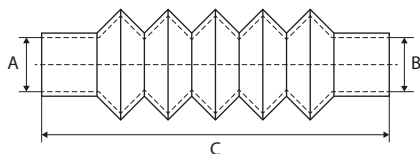
REF	Info
<a href="#"><u>111TP2023</u></a>	Ø 70/82 mm – DLB44/46



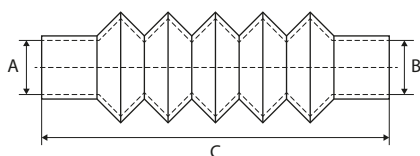
REF	Info
<a href="#"><u>111TP2024</u></a>	Ø 75/85 mm – DLB47

## DUST COVERS

CACHE-POUSSIÈRE – STAUBKAPPE



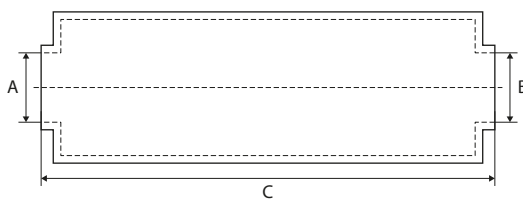
REF	Ø A/B	Min-C-Max	#1	#2
<a href="#">111TP2025</a>	50/70 mm	120-310-500 mm	<a href="#">111TP4916</a>	<a href="#">111TP4918</a>



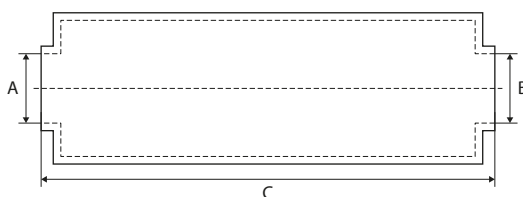
REF	Ø A/B	Min-C-Max	#1	#2
<a href="#">111TP2026</a>	50/70 mm	115-270-500 mm	<a href="#">111TP4999</a>	<a href="#">111TP4999</a>

## PROTECTION COVERS

HOUSES DE PROTECTION – SCHUTZROHRE



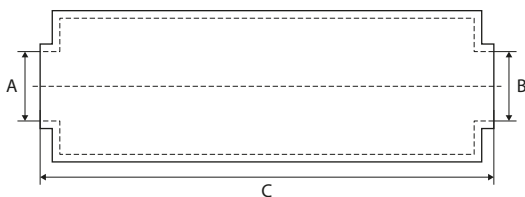
REF	Ø A/B	C	#1
<a href="#">111TP2027</a>	49/90	325 mm	<a href="#">111TP4999</a>



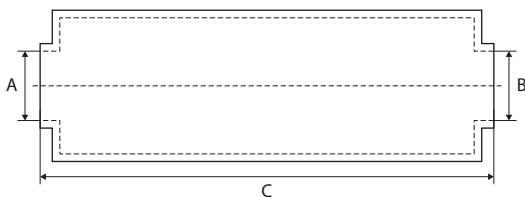
REF	Ø A/B	C	#1
<a href="#">111TP2028</a>	53/85	335 mm	<a href="#">111TP4999</a>

PROTECTION COVERS

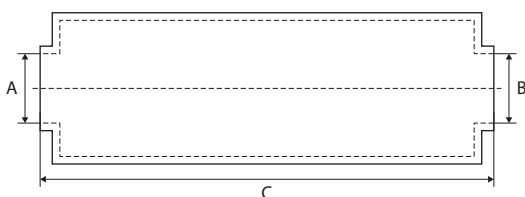
HOUSES DE PROTECTION – SCHUTZROHRE



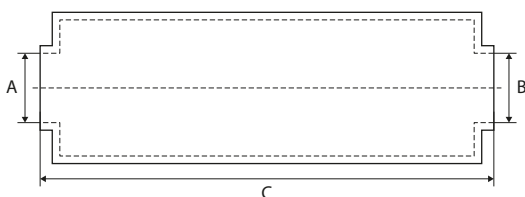
REF	Ø A/B	C	#1
<a href="#"><u>111TP2029</u></a>	46/72 mm	232 mm	<a href="#"><u>111TP5004</u></a>



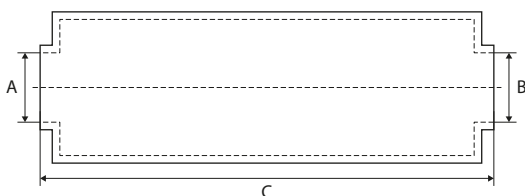
REF	Ø A/B	C	#1
<a href="#"><u>111TP2030</u></a>	65/105 mm	340 mm	<a href="#"><u>111TP5004</u></a>



REF	Ø A/B	C	#1
<a href="#"><u>111TP2031</u></a>	65/105 mm	360 mm	<a href="#"><u>111TP5004</u></a>



REF	Ø A/B	C	#1
<a href="#"><u>111TP2032</u></a>	100/100 mm	275 mm	<a href="#"><u>111TP5004</u></a>



REF	Ø A/B	C	#1
<a href="#"><u>111TP2033</u></a>	46/72 mm	232 mm	<a href="#"><u>111TP5004</u></a>



## COVERS

COUVERCLES – ABDECKUNGEN



REF	Info
<a href="#"><u>111TP2035</u></a>	370 x 325 x 180 mm

REF	Info
<a href="#"><u>111TP2036</u></a>	340 x 295 x 130 mm



REF	Info
<a href="#"><u>111TP2037</u></a>	435 x 305 x 195 mm

## TANKS & OIL RESERVOIRS

RÉSERVOIRS (D'HUILE) – TANKS & ÖLBEHÄLTER



REF	Info
<a href="#"><u>111TP2038</u></a>	245 x 150 x 147 mm

REF	Info
<a href="#"><u>111TP2034</u></a>	Ø 247 x 2 mm



REF	Info
<a href="#"><u>111TP2039</u></a>	265 x 210 x 195 mm

## FILTERS & BREATHERS

FILTRES & RENIFLARDS – FILTER & ENTLÜFTER



REF	Info	REF	Info
<a href="#">111TP2040</a>	430 mm	<a href="#">111TP2041</a>	305 mm

## DRAIN PLUGS

BOUCHONS DE VIDANGE – ABLASSSCHRAUBEN



REF	Info
<a href="#">111TP2042</a>	3/8"

## ELECTRIC MOTORS

MOTEURS ÉLECTRIQUES – ELEKTROMOTOREN



REF	Volt	kW	Rotation
<a href="#"><u>111TP2043</u></a>	12 V	2 kW	CW >>
<a href="#"><u>111TP2044</u></a>	24 V	2 kW	CW >>

REF	Volt	kW	Rotation
<a href="#"><u>111TP2045</u></a>	12 V	0,8 kW	<< CCW
<a href="#"><u>111TP2046</u></a>	24 V	1,2 kW	<< CCW



REF	Volt	kW	Rotation
<a href="#"><u>111TP2047</u></a>	24 V	3 kW	CW >>

REF	Volt	kW	Rotation
<a href="#"><u>111TP2048</u></a>	24 V	3 kW	CW >>



REF	Volt	kW	Rotation
<a href="#"><u>111TP2049</u></a>	24 V	3 kW	<< CCW

REF	Volt	kW	Rotation
<a href="#"><u>111TP2050</u></a>	24 V	3 kW	CW >>



REF	Volt	kW	Rotation
<a href="#"><u>111TP2051</u></a>	12 V	2 kW	<< CCW
<a href="#"><u>111TP2052</u></a>	24 V	2 kW	<< CCW

REF	Volt	kW	Rotation
<a href="#"><u>111TP2053</u></a>	12 V	2 kW	CW >>
<a href="#"><u>111TP2054</u></a>	24 V	2 kW	CW >>



REF	Volt	kW	Rotation
<a href="#"><u>111TP2055</u></a>	24 V	3 kW	CW >>

MOTORS, PUMPS & PARTS – MOTEURS, POMPES & ACCESSOIRES – MOTOREN, PUMPEN & ERSATZTEILE

## HYDRAULIC PUMPS

POMPES HYDRAULIQUES – HYDRAULIKPUMPEN



REF	CC	Rotation	Info	REF	CC	Rotation	Info
<a href="#">111TP2056</a>	1,2 cc	CW >>	W3B1/R-TYPE	<a href="#">111TP2060</a>	1,7 cc	<< CCW	CBK-TYP
<a href="#">111TP2057</a>	2 cc	CW >>	W3B1/R-TYPE	<a href="#">111TP2059</a>	2,1 cc	<< CCW	CBK-TYP
<a href="#">111TP2058</a>	2,5 cc	CW >>	W3B1/R-TYPE	<a href="#">111TP2061</a>	2,6 cc	<< CCW	CBK-TYP

## SOLENOID SWITCHES/CONTACTORS

SOLENOÏDES/CONTACTEURS – MAGNETSCHALTER/SCHÜTZE



REF	Volt	Amp	Info	REF	Volt	Amp	Info
<a href="#">111TP2062</a>	12 V	80 A		<a href="#">111TP2064</a>	12 V	100 A	
<a href="#">111TP2063</a>	24 V	80 A		<a href="#">111TP2065</a>	24 V	100 A	



REF	Volt	Amp	Info	REF	Volt	Amp	Info
<a href="#">111TP2066</a>	24 V	150 A		<a href="#">111TP2067</a>	12 V	100 A	
				<a href="#">111TP2068</a>	24 V	100 A	



REF	Volt	Amp	Info
<a href="#">111TP2071</a>	12 V	150 A	300 A/5 sec
<a href="#">111TP2072</a>	24 V	150 A	300 A/5 sec

## BRUSHES

BALAIS – KOHLEBÜRSTEN



REF	Info
<a href="#"><u>111TP2073</u></a>	15,8 x 8,9 x 15,8 mm – 24 V

REF	Info
<a href="#"><u>111TP1224</u></a>	24,8 x 9,9 x 22,9 mm



REF	Info
<a href="#"><u>111TP2074</u></a>	12,5 x 7,3 x 19,2 mm – 24 V

## BRUSH ROCKERS

COLLIERS PORTE-BALAIS – KOHLENHALTER



REF	Info
<a href="#"><u>111TP1225</u></a>	Ø 105 mm

## BEARINGS ROULEMENTS – LAGER



REF	Info
<a href="#"><u>111TP1226</u></a>	Ø 12/32 x 10 mm
<a href="#"><u>111TP1227</u></a>	Ø 17/35 x 10 mm
<a href="#"><u>111TP1388</u></a>	Ø 20/42 x 10 mm

REF	Info
<a href="#"><u>111TP2075</u></a>	Ø 12/32 x 10 mm

## BACK BEARING COVERS

COUVERCLES DE ROULEMENT ARRIÈRE – LAGERDECKEL HINTEN




REF	Info
<a href="#"><u>111TP2076</u></a>	Ø 125 mm

## HOSES

TUYAUX – SCHLÄUCHE



REF	Hose Ø	Hose Ø	Length	Fitting 1	Fitting 2	Info
<a href="#">111TP2077</a>	1/4"	6,4 mm	650 mm	M16 x 1,5 mm	M16 x 1,5 mm	-40-100 °C
<a href="#">111TP1664</a>	1/4"	6,4 mm	800 mm	M16 x 1,5 mm	M16 x 1,5 mm	-40-100 °C
<a href="#">111TP2078</a>	1/4"	6,4 mm	650 mm	M16 x 1,5 mm	M18 x 1,5 mm	-40-100 °C
<a href="#">111TP2079</a>	1/4"	6,4 mm	750 mm	M16 x 1,5 mm	M18 x 1,5 mm	-40-100 °C
<a href="#">111TP2080</a>	1/4"	6,4 mm	820 mm	M16 x 1,5 mm	M18 x 1,5 mm	-40-100 °C



REF	Hose Ø	Hose Ø	Length	Fitting 1	Fitting 2	Info
<a href="#">111TP2081</a>	1/4"	6,4 mm	350 mm	M16 x 1,5 mm	M16 x 1,5 mm	-40-100 °C

## SOLENOID VALVES

ÉLECTROVANNES – MAGNETVENTILE



REF	Volt	Ø	Info
<a href="#">111TP2082</a>	12 V	15 mm	M20 x 1,5 mm
<a href="#">111TP2083</a>	24 V	15 mm	M20 x 1,5 mm

## CARTRIDGES

CARTOUCHES – PATRONEN



REF	Ø	Info
<a href="#">111TP2084</a>	12,7 mm	3/4" UNF – SA

REF	Ø	Info
<a href="#">111TP2085</a>	15 mm	M20 x 1,5 mm – SA

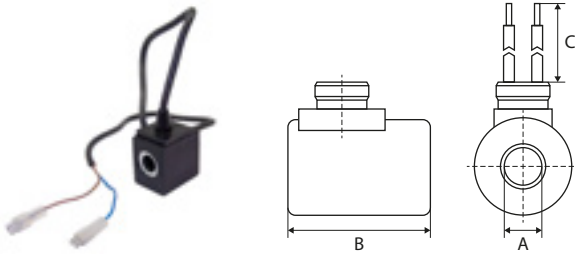


REF	Ø	Info
<a href="#">111TP2086</a>	15,8 – 17,4 – 18,9 mm	7/8" UNF – 4/2

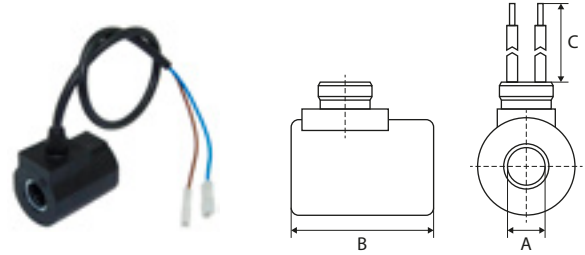
REF	Ø	Info
<a href="#">111TP2087</a>	15 mm	M20 x 1,5 mm – SA




## COILS BOBINES – SPULEN



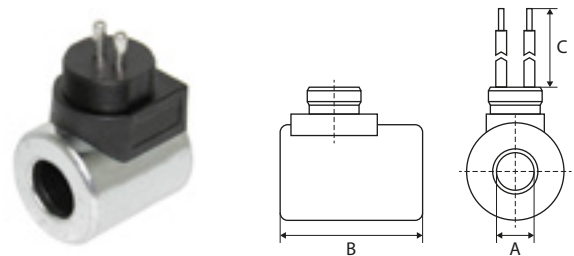
REF	Volt – Watt	A	B	C
<a href="#">111TP2088</a>	12 V – 18 W	13 mm	39 mm	600 mm
<a href="#">111TP2089</a>	12 V – 18 W	13 mm	39 mm	3450 mm



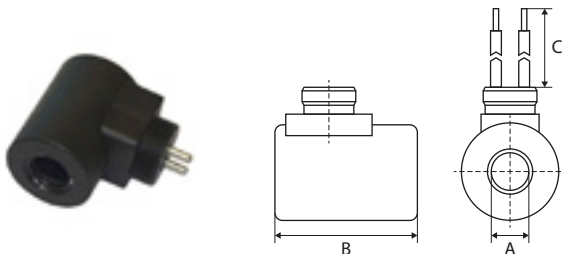
REF	Volt	A	B	C
<a href="#">111TP2090</a>	24 V – 26 W	16 mm	50 mm	400 mm
<a href="#">111TP2091</a>	24 V – 26 W	16 mm	50 mm	600 mm



REF	Volt	A	B	C
<a href="#">111TP2092</a>	12 V	18 mm	40 mm	3000 mm
<a href="#">111TP2093</a>	24 V	18 mm	40 mm	3000 mm



REF	Volt	A	B	Info
<a href="#">111TP2094</a>	12 V	18 mm	40 mm	M27 x 1 mm
<a href="#">111TP2095</a>	24 V	18 mm	40 mm	M27 x 1 mm



REF	Volt – Watt	A	B	Info
<a href="#">111TP2096</a>	12 V – 26 W	16 mm	50 mm	M27 x 1 mm

## VALVE BLOCKS

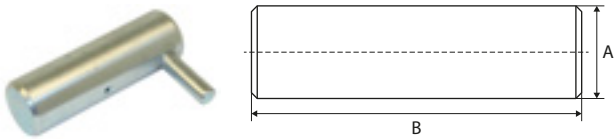
BOÎTIERS À SOUPAPES – STEUERBLÖCKE



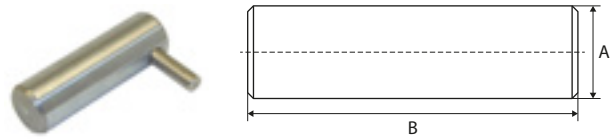
REF	Info
<a href="#">111TP2097</a>	122 x 120 x 50 mm – DLB45

## PINS

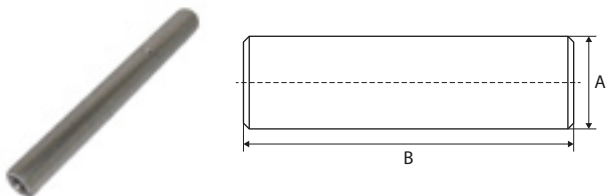
AXES - ACHSEN



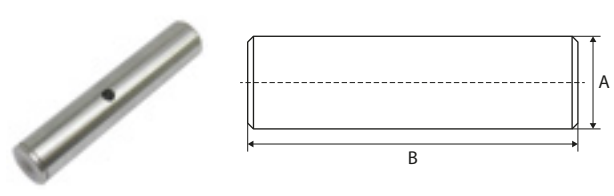
REF	A	B	Info
<a href="#">111TP2098</a>	30 mm	93 mm	3/8" NF
<a href="#">111TP2099</a>	30 mm	110 mm	3/8" NF
<a href="#">111TP2100</a>	30 mm	125 mm	
<a href="#">111TP2101</a>	35 mm	140 mm	



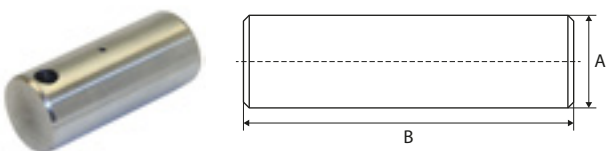
REF	A	B	Info
<a href="#">111TP2102</a>	30 mm	93 mm	
<a href="#">111TP2103</a>	30 mm	107 mm	
<a href="#">111TP2104</a>	30 mm	125 mm	



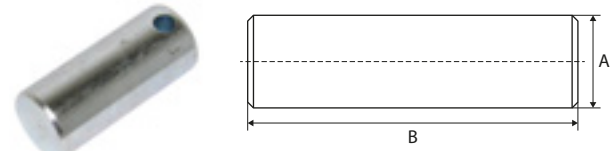
REF	A	B	Info
<a href="#">111TP2105</a>	30 mm	270 mm	3/8" NF



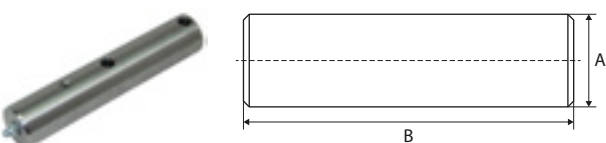
REF	A	B	Info
<a href="#">111TP2106</a>	35 mm	178 mm	



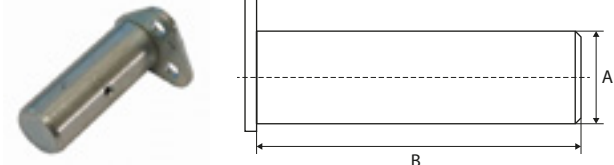
REF	A	B	Info
<a href="#">111TP2107</a>	35 mm	82 mm	M10 x 1 mm
<a href="#">111TP2108</a>	35 mm	92 mm	M10 x 1 mm
<a href="#">111TP2109</a>	35 mm	102 mm	M10 x 1 mm
<a href="#">111TP2110</a>	35 mm	112 mm	M10 x 1 mm
<a href="#">111TP2111</a>	35 mm	160 mm	M10 x 1 mm



REF	A	B	Info
<a href="#">111TP2112</a>	35 mm	82 mm	
<a href="#">111TP2113</a>	35 mm	92 mm	
<a href="#">111TP2114</a>	35 mm	102 mm	
<a href="#">111TP2115</a>	35 mm	112 mm	
<a href="#">111TP2116</a>	35 mm	160 mm	



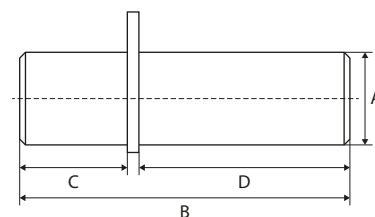
REF	A	B	Info
<a href="#">111TP2117</a>	35 mm	175 mm	M10 x 1 mm
<a href="#">111TP2118</a>	35 mm	178 mm	M10 x 1 mm



REF	A	B	Info
<a href="#">111TP2119</a>	30 mm	81 mm	3/8" NF
<a href="#">111TP2120</a>	30 mm	86 mm	3/8" NF
<a href="#">111TP2121</a>	30 mm	104 mm	M10 x 1 mm
<a href="#">111TP2122</a>	35 mm	155 mm	M8 x 1 mm

## PINS

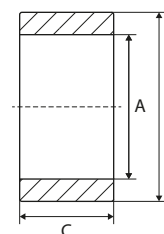
AXES – ACHSEN



REF	A	B	C	D
<a href="#">111TP2123</a>	30 mm	176 mm	82 mm	88 mm

## PLATFORM ROLLERS

GALETS DE TRANSPALETTE – PLATTFORMROLLEN



REF	A	B	C
<a href="#">111TP2124</a>	22 mm	100 mm	45 mm
<a href="#">111TP2125</a>	30 mm	90 mm	57 mm
<a href="#">111TP2126</a>	30 mm	120 mm	57 mm
<a href="#">111TP2127</a>	36 mm	90 mm	57 mm
<a href="#">111TP2128</a>	36 mm	120 mm	57 mm

## EYE BOLTS

BOULONS À CŒIL – RINGSCHRAUBEN



REF	Info
<a href="#">111TP2140</a>	Ø 10 x 50 mm
<a href="#">111TP2141</a>	Ø 12 x 50 mm

## PIN HOLDERS

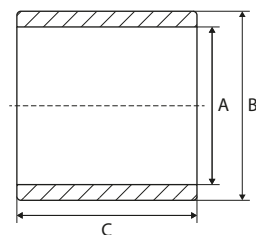
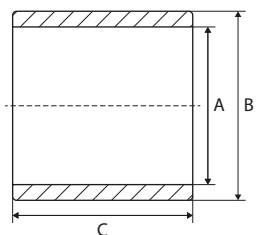
VERROUILLAGE D'AXE – BOLZENSICHERUNGEN



REF	Info
<a href="#">111TP2142</a>	Ø 10,5 mm – 34 x 25 x 15 mm

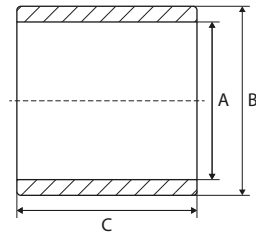
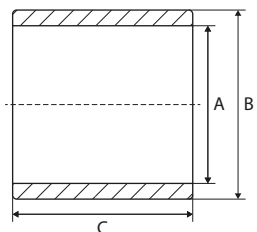
PINS, BUSHINGS & ROLLERSPINS, BUSHINGS & ROLLERS – AXES, BAGUES & GALETS – ACHSEN, BUCHSEN & ROLLEN

## BUSHINGS BAGUES - BUCHSEN



REF	A	B	C
<a href="#"><u>111TP2129</u></a>	30 mm	36 mm	30 mm
<a href="#"><u>111TP2130</u></a>	30 mm	36 mm	40 mm
<a href="#"><u>111TP2131</u></a>	35 mm	41 mm	30 mm

REF	A	B	C
<a href="#"><u>111TP2132</u></a>	30 mm	36 mm	30 mm



REF	A	B	C
<a href="#"><u>111TP2133</u></a>	30 mm	36 mm	40 mm

REF	A	B	C
<a href="#"><u>111TP2134</u></a>	30 mm	36 mm	30 mm
<a href="#"><u>111TP2135</u></a>	30 mm	36 mm	40 mm
<a href="#"><u>111TP2136</u></a>	35 mm	41 mm	30 mm
<a href="#"><u>111TP2137</u></a>	35 mm	41 mm	32,5 mm
<a href="#"><u>111TP2138</u></a>	35 mm	41 mm	35 mm
<a href="#"><u>111TP2139</u></a>	35 mm	41 mm	40 mm

## SCREWS, NUTS & RINGS

VIS, ÉCROUS & RONDELLES – SCHRAUBEN, MUTTERN & RINGE



REF	Info
<a href="#"><u>111TP2143</u></a>	Ø 35/43 x 8,5 mm



REF	Info
<a href="#"><u>111TP2144</u></a>	Ø 36/53 x 1 mm



REF	Info
<a href="#"><u>111TP1345</u></a>	M8 x 12 mm
<a href="#"><u>111TP1264</u></a>	M8 x 16 mm
<a href="#"><u>111TP1265</u></a>	M10 x 18 mm



REF	Info
<a href="#"><u>111TP1266</u></a>	M12 x 50 mm
<a href="#"><u>111TP1267</u></a>	M16 x 30 mm
<a href="#"><u>111TP1268</u></a>	M16 x 40 mm
<a href="#"><u>111TP1269</u></a>	M16 x 80 mm



REF	Info
<a href="#"><u>111TP1270</u></a>	M8 x 75 mm
<a href="#"><u>111TP1271</u></a>	M10 x 75 mm
<a href="#"><u>111TP1344</u></a>	M14 x 150 mm
<a href="#"><u>111TP1272</u></a>	M14 x 180 mm
<a href="#"><u>111TP1273</u></a>	M14 x 230 mm
<a href="#"><u>111TP1274</u></a>	M16 x 75 mm
<a href="#"><u>111TP1275</u></a>	M16 x 150 mm
<a href="#"><u>111TP1276</u></a>	M16 x 155 mm



REF	Info
<a href="#"><u>111TP1277</u></a>	M6 x 80 mm
<a href="#"><u>111TP1278</u></a>	M8 x 30 mm
<a href="#"><u>111TP1279</u></a>	M8 x 60 mm
<a href="#"><u>111TP1280</u></a>	M16 x 45 mm
<a href="#"><u>111TP1281</u></a>	M20 x 50 mm

## SCREWS, NUTS & RINGS

VIS, ÉCROUS & RONDELLES – SCHRAUBEN, MUTTERN & RINGE



REF	Info
<a href="#">111TP1282</a>	M8 x 12 mm
<a href="#">111TP1283</a>	M10 x 20 mm

REF	Info
<a href="#">111TP1284</a>	M6 x 12 mm
<a href="#">111TP1285</a>	M6 x 16 mm
<a href="#">111TP1286</a>	M12 x 30 mm



REF	Info
<a href="#">111TP1287</a>	M8 x 20 mm
<a href="#">111TP1288</a>	M8 x 25 mm
<a href="#">111TP1289</a>	M8 x 30 mm
<a href="#">111TP1290</a>	M12 x 25 mm
<a href="#">111TP1291</a>	M12 x 45 mm

REF	Info
<a href="#">111TP1306</a>	M6 x 45 mm
<a href="#">111TP1342</a>	M8 x 80 mm
<a href="#">111TP1307</a>	M8 x 90 mm
<a href="#">111TP1308</a>	M10 x 80 mm



REF	Info
<a href="#">111TP1292</a>	M3
<a href="#">111TP1293</a>	M5
<a href="#">111TP1294</a>	M6
<a href="#">111TP1295</a>	M8
<a href="#">111TP1296</a>	M10
<a href="#">111TP1297</a>	M12
<a href="#">111TP1298</a>	M14
<a href="#">111TP1299</a>	M16
<a href="#">111TP1300</a>	M20

REF	Info
<a href="#">111TP1309</a>	Ø 25 mm
<a href="#">111TP1310</a>	Ø 28 mm
<a href="#">111TP1311</a>	Ø 30 mm
<a href="#">111TP1312</a>	Ø 35 mm
<a href="#">111TP1314</a>	Ø 39 mm
<a href="#">111TP1313</a>	Ø 40 mm

## SCREWS, NUTS & RINGS

VIS, ÉCROUS & RONDELLES – SCHRAUBEN, MUTTERN & RINGE



REF	Info
<a href="#"><u>111TP1301</u></a>	Ø 6 mm
<a href="#"><u>111TP1302</u></a>	Ø 8 mm
<a href="#"><u>111TP1303</u></a>	Ø 24 mm

REF	Info
<a href="#"><u>111TP1315</u></a>	M6
<a href="#"><u>111TP1316</u></a>	M8
<a href="#"><u>111TP1343</u></a>	M16



REF	Info
<a href="#"><u>111TP1304</u></a>	Ø 6 x 16 mm
<a href="#"><u>111TP1305</u></a>	Ø 8 x 60 mm

## ROLL STOPS & PARTS

BUTÉES DE ROUES & ACCESSOIRES – ABROLLSICHERUNGEN & ERSATZTEILE



REF	Info	REF	Info
<a href="#">111TP2145</a>	Left	<a href="#">111TP2146</a>	Right

## SPRINGS & GAS SPRINGS


RESSORTS & VÉRINS À GAZ – FEDERN & GASDRUCKFEDERN



REF	Info	REF	Info
<a href="#">111TP2147</a>	Ø 11 mm – Ø 2 mm	<a href="#">111TP2148</a>	439 mm – 1800N – HZH



REF	Info	REF	Info
<a href="#">111TP2149</a>	1040 mm – Ø 11 mm – Left	<a href="#">111TP2150</a>	1040 mm – Ø 11 mm – Right



REF	Info
<a href="#">111TP2151</a>	25 x 54 x 20,5 mm



## CAPS

BOUCHONS – DECKEL



REF	Info
<a href="#"><u>111TP2152</u></a>	Ø 114,3 mm

REF	Info
<a href="#"><u>111TP2153</u></a>	Ø 92 mm

## PLATFORM LOCKS


VERROUILLAGE DE PLATEFORME – PLATTFORMVERSCHLÜSSE



REF	Info
<a href="#"><u>111TP2154</u></a>	2 x M5

## PLATFORM PARTS

PIÈCES DE PLATEFORME – PLATTFORMERSATZTEILE



REF	Info
<a href="#"><u>111TP2155</u></a>	§ 53b Abs. 5 StVZO TÜV/CE with certificate – 250 x 400 mm

REF	Info
<a href="#"><u>111TP1320</u></a>	§ 53b Abs. 5 StVZO TÜV/CE without certificate – 250 x 400 mm



REF	Info
<a href="#"><u>111TP2156</u></a>	250 x 340 mm

**FOOT CONTROLLERS & PARTS**

COMMANDES AU PIED & ACCESSOIRES – FUSSSCHALTER & ERSATZTEILE



REF	Info
<a href="#"><u>111TP2159</u></a>	500 mm – lift



REF	Info
<a href="#"><u>111TP2160</u></a>	500 mm – lower



REF	Info
<a href="#"><u>111TP2161</u></a>	6000 mm – lift



REF	Info
<a href="#"><u>111TP2162</u></a>	6000 mm – lower



REF	Info
<a href="#"><u>111TP2163</u></a>	Neutral



REF	Info
<a href="#"><u>111TP2164</u></a>	Lift



REF	Info
<a href="#"><u>111TP2165</u></a>	Lower



REF	Info
<a href="#"><u>111TP2166</u></a>	750 mm – up

## FOOT CONTROLLERS & PARTS

COMMANDES AU PIED & ACCESSOIRES – FUSSSCHALTER & ERSATZTEILE



REF	Info
<a href="#"><u>111TP2167</u></a>	750 mm – lower



REF	Info
<a href="#"><u>111TP2168</u></a>	Ø 14,5/20 mm



REF	Info
<a href="#"><u>111TP2169</u></a>	Ø 70 mm

## CONTROLLERS

COMMANDES – BEDIENUNGEN



REF	Info
<a href="#"><u>111TP2157</u></a>	12–24 V



REF	Info
<a href="#"><u>111TP2158</u></a>	Used for REF <a href="#"><u>111TP2157</u></a>

## BATTERY/EMERGENCY SWITCHES & PARTS

COUPE BATTERIE/INTERRUPTEURS D'ARRÊT D'URGENCE & ACCESSOIRES – BATTERIE-/NOTSTOPPSCHALTER & ERSATZTEILE



REF	Info
<a href="#"><u>111TP2170</u></a>	Ø 21,6 mm

## CONTROL BOXES & PARTS

BOÎTIERS DE CONTRÔLE & ACCESSOIRES – BEDIENKÄSTEN & ERSATZTEILE



REF	Info
<a href="#">111TP2171</a>	340 x 125 mm

## SENSORS & SWITCHES

CAPTEURS & INTERRUPTEURS – SENSOREN & SCHALTER



REF	Info
<a href="#">111TP2172</a>	M12 x 54 mm – 10–36 V – IP67



REF	Info
<a href="#">111TP2173</a>	71 x 21,3 x 21,4 mm – 3250 mm



REF	Info
<a href="#">111TP2174</a>	1000 mm



REF	Info
<a href="#">111TP2175</a>	M12 x 1 x 55 mm – 5000 mm



REF	Info
<a href="#">111TP2176</a>	1600 mm

## VARIOUS CONTROLLER PARTS

DIVERSES PIÈCES DE COMMANDE – WEITERE BEDIENUNG-ERSATZTEILE



REF

Info

REF

Info

[111TP2177](#)

Up – H

[111TP2178](#)

Down – S

## ATLAS CONTROLLERS

COMMANDES ATLAS – ATLAS BEDIENUNGEN



REF

Info

REF

Info

[111TP2179](#)

Extreme specific – 2 buttons  
12–24 V – 5 A – IP67 – IK09

[111TP2180](#)

EVOLUTION – 2 buttons  
12–24 V – IP67 – IK09

See also chapter 15 – Accessories for more Atlas controllers.

**BATTERY CABLES**

CÂBLES DE BATTERIE – BATTERIEKABEL



111TP2181



111TP2182

REF	Info	REF	Info
<a href="#"><u>111TP2181</u></a>	25 mm <sup>2</sup> – 10 m	<a href="#"><u>111TP2182</u></a>	50 mm <sup>2</sup> – 10 m

**KOSTAL CABLES**

CÂBLES KOSTAL – KOSTALKABEL



REF	Info
<a href="#"><u>111TP2183</u></a>	4000 mm – M27 x 1 mm

**CABLES & PARTS**

CÂBLES DE BATTERIE – KABEL & ERSATZTEILE



REF	Info
<a href="#"><u>111TP2184</u></a>	5150 mm

## CONNECTORS & PARTS

CONNECTEURS & ACCESSOIRES – STECKER & ERSATZTEILE



REF	Info
<a href="#"><u>111TP2185</u></a>	3 pole

REF	Info
<a href="#"><u>111TP2186</u></a>	3 pole



REF	Info
<a href="#"><u>111TP2187</u></a>	

REF	Info
<a href="#"><u>111TP2188</u></a>	

## FLASHLIGHTS & PARTS

LAMPES TORCHES & ACCESSOIRES – BLINKLEUCHTEN & ERSATZTEILE



REF	Info
<a href="#">111TP2189</a>	12 V – LED
<a href="#">111TP2190</a>	24 V – LED

REF	Info
<a href="#">111TP2191</a>	12 V – 4 W – LED
<a href="#">111TP2192</a>	24 V – 8 W – LED



REF	Info
<a href="#">111TP1503</a>	20° – IP68

REF	Info
<a href="#">111TP1504</a>	Used for REF <a href="#">111TP1503</a>

## CIRCUIT BOARDS/CONTROLLERS

CIRCUITS IMPRIMÉS/COMMANDES – LEITERPLATTEN/BEDIENUNGEN



REF	Info
<a href="#">111TP2193</a>	DLB47 – 24 V

REF	Info
<a href="#">111TP2194</a>	DLB45

## FUSES

FUSIBLES – SICHERUNGEN




REF	Info
<a href="#">111TP2195</a>	125 A – DIN 72581/5
<a href="#">111TP1925</a>	150 A – DIN 72581/5
<a href="#">111TP1926</a>	200 A – DIN 72581/5
<a href="#">111TP1927</a>	250 A – DIN 72581/5

REF	Info
<a href="#">111TP2196</a>	100 A – DIN 43560/1
<a href="#">111TP2197</a>	135 A – DIN 43560/1
<a href="#">111TP2198</a>	200 A – DIN 43560/1



## FUSES

FUSIBLES – SICHERUNGEN



REF	Info
<a href="#"><u>111TP2199</u></a>	150–200 A – universal

## FUSE HOLDERS & PARTS

PORTE-FUSIBLES & ACCESSOIRES – SICHERUNGSHALTER & ERSATZTEILE



REF	Info
<a href="#"><u>111TP2200</u></a>	M8



REF	Info
<a href="#"><u>111TP2201</u></a>	M8

## TOGGLE SWITCHES

INTERRUPTEURS À LEVIER – KIPPSCHALTER



REF	Info
<a href="#"><u>111TP2202</u></a>	2 x NO



REF	Info
<a href="#"><u>111TP2203</u></a>	2 x NO (I-O-I)



REF	Info
<a href="#"><u>111TP2204</u></a>	1 x NO (I-O-I)





REF	Info
<a href="#"><u>111TP2205</u></a>	1 x NO (I-O-I)

**BATTERY COVERS/HOUSINGS**

COUVERCLES/LOGEMENTS BATTERIE – BATTERIEKÄSTEN/-DECKEL



REF	Info
<a href="#"><u>111TP2206</u></a>	550 x 713 mm

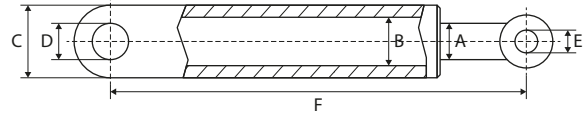


**6**

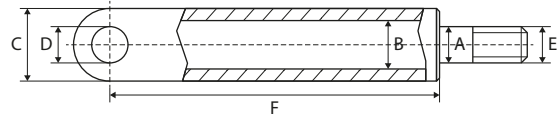
**USED FOR  
DHOLLANDIA**

## LIFT CYLINDERS

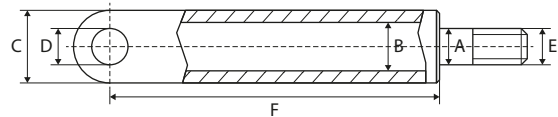
VÉRINS DE LEVAGE – HUBZYLINDER



REF	A	B	C	D	E	F	Info
<a href="#">111TP2207</a>	35 mm	50 mm	58 mm	25 mm	21 mm	405 mm	Left – OK180

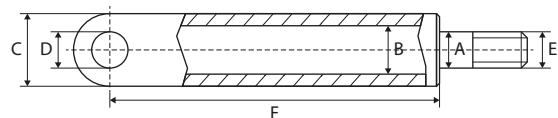


REF	A	B	C	D	E	F	Info
<a href="#">111TP2208</a>	40 mm	70 mm	80 mm	30 mm	M33	485 mm	Left/right – CH14



DH-LM 1500/2000

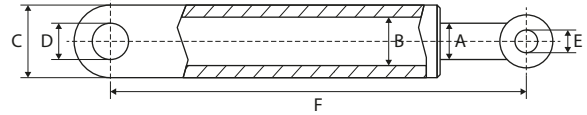
REF	A	B	C	D	E	F	Info
<a href="#">111TP2211</a>	35 mm	70 mm	80 mm	30 mm	M33	482 mm	Left/right – CH37



REF	A	B	C	D	E	F	Info
<a href="#">111TP2209</a>	40 mm	60 mm	70 mm	30 mm	M33	470 mm	Left/right – CH37

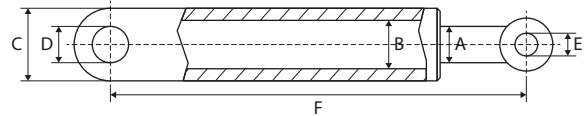
## LIFT CYLINDERS

VÉRINS DE LEVAGE – HUBZYLINDER



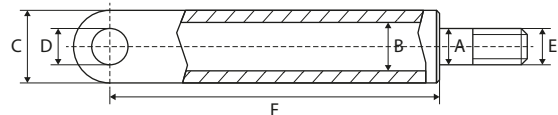
DH-LM 1500/2000

REF	A	B	C	D	E	F	Info
<a href="#">111TP2210</a>	35 mm	60 mm	70 mm	30 mm	25 mm	555 mm	Right – CH37

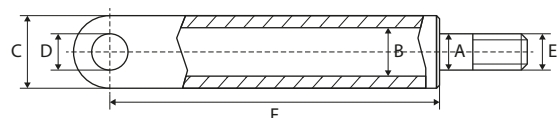


DH-LM 1500/2000

REF	A	B	C	D	E	F	Info
<a href="#">111TP5134</a>	35 mm	60 mm	70 mm	30 mm	25 mm	555 mm	Left – CH37



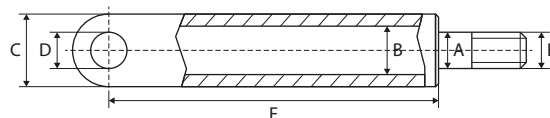
REF	A	B	C	D	E	F	Info
<a href="#">111TP2213</a>	30 mm	50 mm	60 mm	25 mm	27/30 mm	430 mm	Left



REF	A	B	C	D	E	F	Info
<a href="#">111TP2214</a>	30 mm	50 mm	60 mm	25 mm	27/30 mm	430 mm	Right

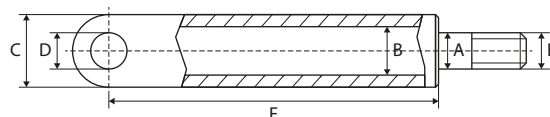
## TILT CYLINDERS

VÉRIN D'INCLINAISON – SCHLIESSZYLINDER



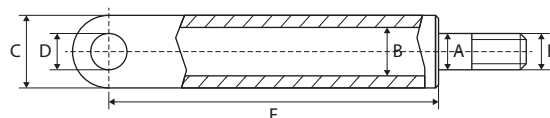
DH-LM 1500/2000

REF	A	B	C	D	E	F	Info
<a href="#">111TP2215</a>	40 mm	80 mm	90 mm	30 mm	M49 x 2 mm	385 mm	SKS236 SC8



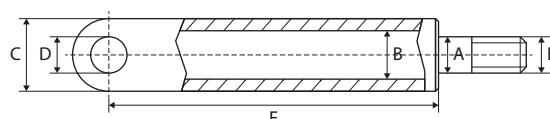
DH-LM 1500/2000

REF	A	B	C	D	E	F	Info
<a href="#">111TP2216</a>	40 mm	80 mm	90 mm	30 mm	M49 x 2 mm	412 mm	SKS266 SC8



DH-LM 1500/2000

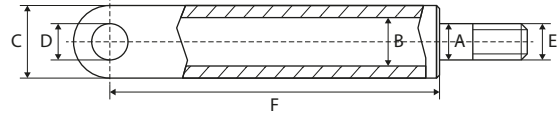
REF	A	B	C	D	E	F	Info
<a href="#">111TP2218</a>	35 mm	70 mm	80 mm	30 mm	M30	198 mm	Left/right – SDS/C70



REF	A	B	C	D	E	F	Info
<a href="#">111TP2219</a>	40 mm	70 mm	90 mm	30 mm	Ø 37/40 mm	195 mm	SC10

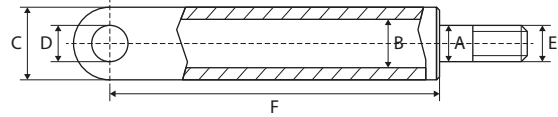
## TILT CYLINDERS

VÉRIN D'INCLINAISON – SCHLIESSZYLINDER



DH-LM 1500/2000/2500

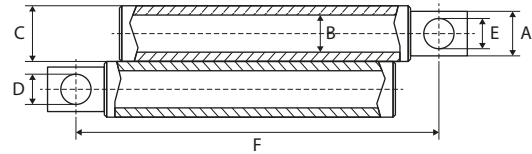
REF	A	B	C	D	E	F	Info
<a href="#">111TP2220</a>	40 mm	70 mm	90 mm	30 mm	Ø 37/40 mm	195 mm	SC10 EDS – M14 x 150 mm



REF	A	B	C	D	E	F	Info
<a href="#">111TP2221</a>	40 mm	70 mm	90 mm	30 mm	Ø 37/40 mm	195 mm	SC10 EDS – M14 x 180 mm

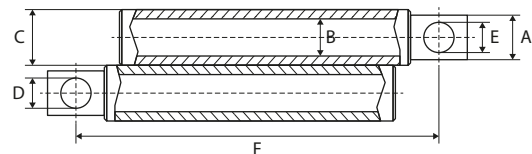
## RETRACTION CYLINDERS

VÉRINS DE RÉTRACTION – ZEICHZYLINDER



DH-SM(R) 1500/2000

REF	A	B	C	D	E	F	Info
<a href="#">111TP2222</a>	35 mm	50 mm	60 mm	17 mm	17 mm	729 mm	AC7 – DKC1100



DH-SM(R) 1500/2000

REF	A	B	C	D	E	F	Info
<a href="#">111TP2223</a>	35 mm	50 mm	60 mm	17 mm	17 mm	829 mm	AC7 – DKC1300

## PRESSURE EXCHANGERS

ÉCHANGEURS DE PRESSION – DRUCKÜBERSETZER



REF	Ø	Info
<a href="#"><u>111TP2224</u></a>	80/120 mm	GS 120-80



REF	Ø	Info
<a href="#"><u>111TP2225</u></a>	80/140 mm	GS 140-80



REF	Ø	Info
<a href="#"><u>111TP2226</u></a>	80/115 mm	GS 100-80



## PISTON RODS

TIGES DE PISTON – KOLBENSTANGEN

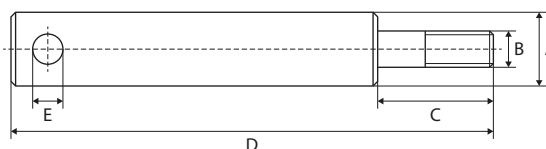


REF	A	B	C	D	E	F	Info
<a href="#">111TP2227</a>	30 mm	M20	M27	32 mm	70 mm	372 mm	SKM



REF	Ø	Info
<a href="#">111TP2228</a>	40 mm	EDS 180
<a href="#">111TP5139</a>	40 mm	EDS 150

REF	Ø	Info
<a href="#">111TP2229</a>	30 mm	OK



REF	A	B	C	D	E	F	Info
<a href="#">111TP2230</a>	30 mm	M20	27 mm	670 mm	17 mm		DKB
<a href="#">111TP2231</a>	35 mm	M20	27 mm	770 mm	17 mm		DKC 1300
<a href="#">111TP2232</a>	35 mm	M20	27 mm	670 mm	17 mm		DKC 1100



REF	A	B	C	D	E	F	Info
<a href="#">111TP2233</a>	35 mm	M20	M20	57 mm	57 mm	660 mm	DKD

## PISTON RODS

TIGES DE PISTON – KOLBENSTANGEN



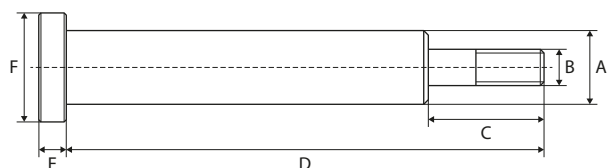
REF	A	B	C	D	E	F	Info
<a href="#">111TP2234</a>	40 mm			24 mm	30 mm	200 mm	SDS



REF	A	B	C	D	E	F	Info
<a href="#">111TP2235</a>	35 mm			16 mm	30 mm	435 mm	OK311



REF	A	B	C	D	E	F	Info
<a href="#">111TP2236</a>	35 mm	M33	M24	72 mm	30 mm	361 mm	

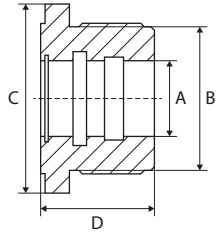


REF	A	B	C	D	E	F	Info
<a href="#">111TP2237</a>	40 mm	M33	46 mm	450 mm	85 mm	65 mm	SKS 236

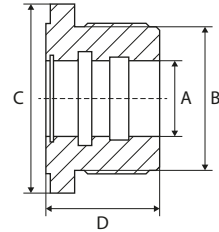


REF	A	B	C	D	E	F	Info
<a href="#">111TP2238</a>	40 mm	M33	30 mm	435 mm			OK 310

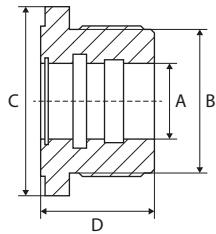
## CYLINDER HEADS CULASSES – ZYLINDERKÖPFE



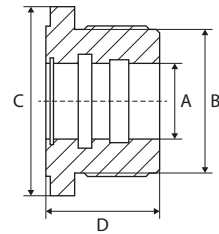
REF	A	B	C	D	Info
<a href="#">111TP2239</a>	30 mm	40 mm	60 mm	56 mm	SA/EW



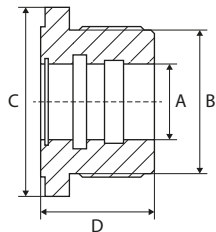
REF	A	B	C	D	Info
<a href="#">111TP2241</a>	30 mm	50 mm	50 mm	47 mm	



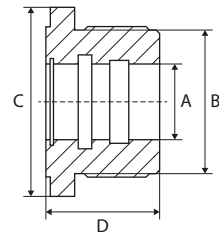
REF	A	B	C	D	Info
<a href="#">111TP2242</a>	30 mm	50 mm	70 mm	50 mm	



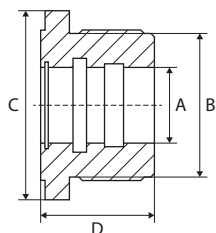
REF	A	B	C	D	Info
<a href="#">111TP2243</a>	35 mm	50 mm	70 mm	50 mm	



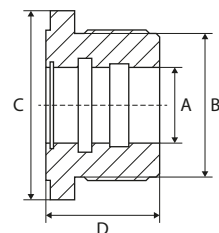
REF	A	B	C	D	Info
<a href="#">111TP2246</a>	35 mm	70 mm	70/90 mm	50 mm	SA/EW



REF	A	B	C	D	Info
<a href="#">111TP2247</a>	40 mm	60 mm	80 mm	50 mm	SA/EW

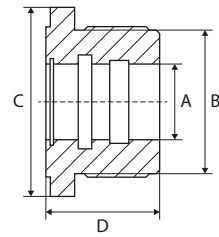

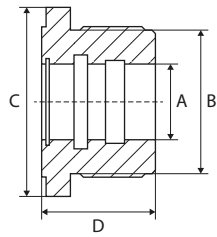


REF	A	B	C	D	Info
<a href="#">111TP2248</a>	40 mm	70 mm	70/90 mm	65 mm	SA/EW



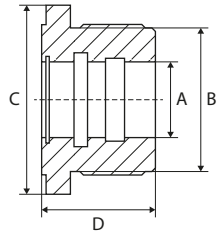
REF	A	B	C	D	Info
<a href="#">111TP2249</a>	40 mm	80 mm	70/100 mm	65 mm	SA/EW

## CYLINDER HEADS CULASSES – ZYLINDERKÖPFE



REF	A	B	C	D	Info
<a href="#"><u>111TP2250</u></a>	40 mm	90 mm	70/100 mm	65 mm	SA/EW

REF	A	B	C	D	Info
<a href="#"><u>111TP2251</u></a>	40 mm	100 mm	128 mm	65 mm	SA/EW



REF	A	B	C	D	Info
<a href="#"><u>111TP2252</u></a>	35 mm	60 mm	190 mm	50 mm	

## PISTONS PISTONS – KOLBEN



REF	Ø	Info
<a href="#">111TP2253</a>	50 mm	DA/DW – DK/DKD




REF	Ø	Info
<a href="#">111TP2254</a>	50 mm	DA/DW – DKC




REF	Ø	Info
<a href="#">111TP2255</a>	40/60 mm	SA/EW



REF	Ø	Info
<a href="#">111TP2256</a>	40/70 mm	SA/EW



REF	Ø	Info
<a href="#">111TP2257</a>	40/80 mm	SA/EW



REF	Ø	Info
<a href="#">111TP2258</a>	80 mm	SKS



REF	Ø	Info
<a href="#">111TP2259</a>	40 mm	DA/DW – KID



REF	Ø	Info
<a href="#">111TP2260</a>	30/50 mm	SA/EW

## PISTONS PISTONS – KOLBEN



REF	Ø	Info
<a href="#">111TP2261</a>	35/50 mm	SA/EW



REF	Ø	Info
<a href="#">111TP2262</a>	35/60 mm	SA/EW



REF	Ø	Info
<a href="#">111TP2263</a>	35/70 mm	SA/EW



REF	Ø	Info
<a href="#">111TP2264</a>	50 mm	SA/EW – SKM



REF	Ø	Info
<a href="#">111TP2265</a>	40/90 mm	SA/EW



REF	Ø	Info
<a href="#">111TP2266</a>	50 mm	SA/EW – SKM 2010–...



REF	Ø	Info
<a href="#">111TP2267</a>	40 mm	SA/EW – SKSV – ...-2009

## SEAL KITS


KITS DE JOINTS – DICHTUNGSSÄTZE



REF	Info
<a href="#"><u>111TP2268</u></a>	Ø 30/38 mm – DH-VA



REF	Info
<a href="#"><u>111TP2269</u></a>	Ø 30/40 mm



REF	Info
<a href="#"><u>111TP2270</u></a>	Ø 30/50 mm



REF	Info
<a href="#"><u>111TP2271</u></a>	Ø 30/50 mm



REF	Info
<a href="#"><u>111TP2272</u></a>	Ø 30/50 mm



REF	Info
<a href="#"><u>111TP2273</u></a>	Ø 30/50 mm – DW



REF	Info
<a href="#"><u>111TP2274</u></a>	Ø 30/60 mm



REF	Info
<a href="#"><u>111TP2275</u></a>	Ø 35/50 mm



REF	Info
<a href="#"><u>111TP2276</u></a>	Ø 35/50 mm



REF	Info
<a href="#"><u>111TP2277</u></a>	Ø 35/60 mm

## SEAL KITS


KITS DE JOINTS – DICHTUNGSSÄTZE



REF	Info
<a href="#">111TP2278</a>	Ø 35/60 mm



REF	Info
<a href="#">111TP2279</a>	Ø 35/60 mm



REF	Info
<a href="#">111TP2280</a>	Ø 35/70 mm



REF	Info
<a href="#">111TP2281</a>	Ø 35/70 mm



REF	Info
<a href="#">111TP2282</a>	Ø 35/70 mm



REF	Info
<a href="#">111TP2283</a>	Ø 40/50 mm



REF	Info
<a href="#">111TP2284</a>	Ø 40/60 mm



REF	Info
<a href="#">111TP2285</a>	Ø 40/70 mm



REF	Info
<a href="#">111TP2286</a>	Ø 40/70 mm



REF	Info
<a href="#">111TP2287</a>	Ø 40/80 mm



## SEAL KITS

KITS DE JOINTS – DICHTUNGSSÄTZE



REF	Info
<a href="#"><u>111TP2288</u></a>	Ø 40/90 mm



REF	Info
<a href="#"><u>111TP2289</u></a>	Ø 40/100 mm



REF	Info
<a href="#"><u>111TP2290</u></a>	Ø 55/80 mm



REF	Info
<a href="#"><u>111TP2291</u></a>	Ø 55/90 mm



REF	Info
<a href="#"><u>111TP2292</u></a>	Ø 60/40 mm



REF	Info
<a href="#"><u>111TP2293</u></a>	Ø 80/100 mm – GS



REF	Info
<a href="#"><u>111TP2294</u></a>	Ø 80/120 mm – GS

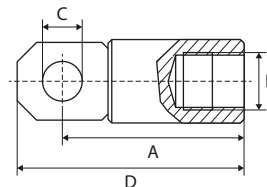


REF	Info
<a href="#"><u>111TP2295</u></a>	Ø 80/140 mm


CYLINDER PARTS – PIÈCES DE CYLINDRE – ZYLINDER-ERSATZTEILE

## ROD ENDS

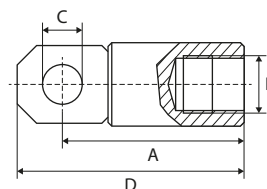
ROTULES – GELENKKÖPFE



REF	A	B	C	D	Info
<a href="#">111TP2296</a>	60 mm	M33	25 mm	80 mm	OK310
<a href="#">111TP2298</a>	120 mm	M33	25 mm	140 mm	OK310
<a href="#">111TP2299</a>	150 mm	M33	25 mm	170 mm	OK310
<a href="#">111TP2297</a>	180 mm	M33	25 mm	220 mm	OK310
<a href="#">111TP2301</a>	210 mm	M33	25 mm	232 mm	OK310
<a href="#">111TP2302</a>	240 mm	M33	25 mm	262 mm	OK310

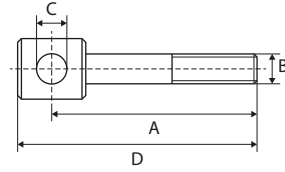


REF	A	B	C	D	Info
<a href="#">111TP2303</a>	385 mm	M49	30,2 mm	405 mm	

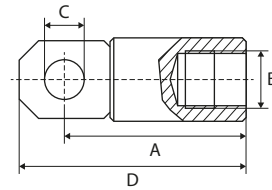


REF	A	B	C	D	Info
<a href="#">111TP2307</a>	60 mm	30 mm	20,7 mm	78 mm	
<a href="#">111TP2306</a>	60 mm	35 mm	21 mm	78 mm	
<a href="#">111TP2304</a>	70 mm	35 mm	25 mm	90 mm	ARM 25
<a href="#">111TP5010</a>	70 mm	35 mm	25 mm	90 mm	ARM 30

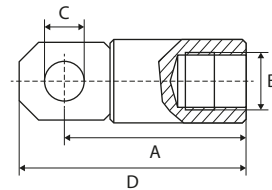
## ROD ENDS ROTULES – GELENKKÖPFE



REF	A	B	C	D	Info
<a href="#">111TP2308</a>	70 mm	M20	25 mm	87 mm	DK/DKD




REF	A	B	C	D	Info
<a href="#">111TP2309</a>	70 mm	M33	25 mm	90 mm	ARM 30



REF	A	B	C	D	Info
<a href="#">111TP2300</a>	95 mm	M33	35 mm	120 mm	K310


## SUPPORT RODS

TIGES DE SUPPORT – KOLBENSTÜTZE

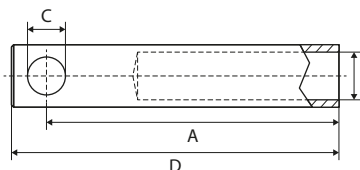


REF	A	B	C	D	Info
<a href="#">111TP2310</a>	180 mm	49 mm	M12	M30 x 1,5 mm	150 mm – used for cylinder REF <a href="#">111TP2220</a>
<a href="#">111TP5095</a>	180 mm	49 mm	M12	Ø 40 mm – conical	
<a href="#">111TP5096</a>	240 mm	49 mm	M12	Ø 40 mm – conical	
<a href="#">111TP2311</a>	240 mm	49 mm	M12	M30 x 1,5 mm	180 mm – used for cylinder REF <a href="#">111TP2220</a>

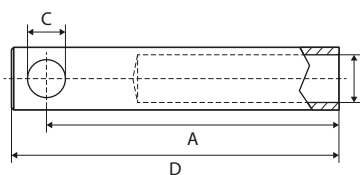
## EXTENSIONS RALLONGES – VERLÄNGERUNG



REF	A	B	C	D	Info
<a href="#">111TP2312</a>	325 mm	M49	30 mm	349 mm	
<a href="#">111TP2313</a>	445 mm	M49	30 mm	467 mm	
<a href="#">111TP2314</a>	325 mm	M49	35 mm	349 mm	



REF	A	B	C	D	Info
<a href="#">111TP2315</a>	490 mm	55 mm	30 mm	513 mm	ED150
<a href="#">111TP2316</a>	550 mm	55 mm	30 mm	572 mm	ED150
<a href="#">111TP2317</a>	610 mm	55 mm	30 mm	633 mm	ED150
<a href="#">111TP2318</a>	670 mm	55 mm	30 mm	692 mm	ED150
<a href="#">111TP2319</a>	730 mm	55 mm	30 mm	753 mm	ED150
<a href="#">111TP2320</a>	830 mm	55 mm	30 mm	853 mm	ED150

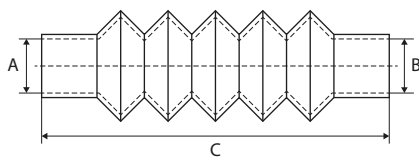


REF	A	B	C	D	Info
<a href="#">111TP2321</a>	315 mm	M33	34 mm	338 mm	ED150

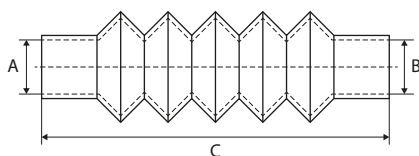
# USED FOR DHOLLANDIA

## DUST COVERS

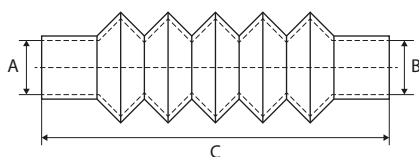
CACHE-POUSSIÈRE – STAUBKAPPE



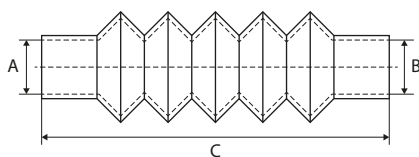
REF	Ø A/B	Min-C-Max	#1	#2
<a href="#">111TP2322</a>	50/70 mm	120-310-500 mm	<a href="#">111TP4916</a>	<a href="#">111TP4918</a>



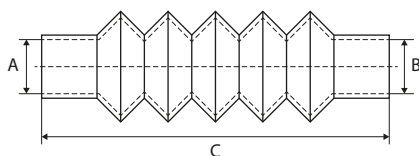
REF	Ø A/B	Min-C-Max	#1	#2
<a href="#">111TP2323</a>	55/130 mm	140-350-550 mm	<a href="#">111TP4999</a>	<a href="#">111TP4924</a>



REF	Ø A/B	Min-C-Max	#1	#2
<a href="#">111TP2324</a>	60/85 mm	90-160-265 mm	<a href="#">111TP5004</a>	<a href="#">111TP5005</a>



REF	Ø A/B	Min-C-Max	#1	#2
<a href="#">111TP2325</a>	70/70 mm	110-250-450 mm	<a href="#">111TP4916</a>	<a href="#">111TP5005</a>

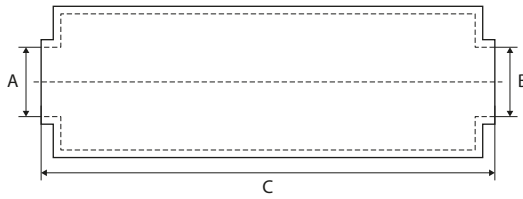


REF	Ø A/B	Min-C-Max	#1	#2
<a href="#">111TP2326</a>	70/90 mm	125-225-290 mm	<a href="#">111TP4916</a>	<a href="#">111TP4921</a>

CYLINDER PARTS – PIÈCES DE CYLINDRE – ZYLINDER-ERSATZTEILE

## PROTECTION COVERS

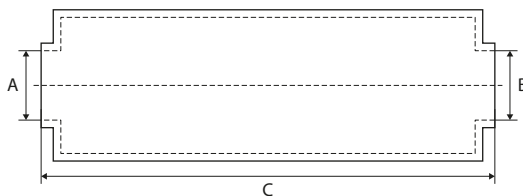
HOUSES DE PROTECTION – SCHUTZROHRE



REF	Ø A/B	C
<a href="#">111TP2327</a>	55/65 mm	63 mm



REF	Ø A/B	C	#1
<a href="#">111TP2328</a>	60/90 mm	120 mm	<a href="#">111TP5004</a>



REF	Ø A/B	C	#1
<a href="#">111TP2329</a>	65/75 mm	380 mm	<a href="#">111TP5004</a>

## LOCKING RINGS

BAGUES D'ARRÊT – SICHERUNGSRINGE



REF	Info
<a href="#">111TP2330</a>	M49

## BRACKETS SUPPORTS – BÜGEL



REF	Info
<a href="#">111TP2331</a>	Used for REF <a href="#">111TP2225</a> – GS140

## ADJUSTABLE BUSHINGS BAGUES RÉGLABLES – EINSTELLBUCHSEN



REF	Info
<a href="#">111TP2332</a>	Ø 75 x 85 mm

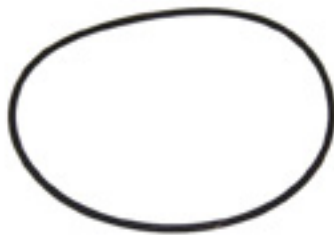
## SUPPORTS SUPPORTS – STÜTZE



REF	Info	REF	Info
<a href="#">111TP2333</a>	DKD	<a href="#">111TP2334</a>	DKC1300

## O-RINGS

JOINTS TORIQUES – O-RINGE



REF	Info	REF	Info
<a href="#">111TP2335</a>	Ø 9,25 x 1,78 mm	<a href="#">111TP2368</a>	Ø 55 x 3 mm
<a href="#">111TP2336</a>	Ø 11 x 1,7 mm	<a href="#">111TP2369</a>	Ø 55 x 4 mm
<a href="#">111TP2337</a>	Ø 14 x 1,7 mm	<a href="#">111TP2370</a>	Ø 60 x 3 mm
<a href="#">111TP2338</a>	Ø 15 x 2 mm	<a href="#">111TP2371</a>	Ø 60 x 5 mm
<a href="#">111TP2339</a>	Ø 16 x 2 mm	<a href="#">111TP2372</a>	Ø 60 x 6 mm
<a href="#">111TP2340</a>	Ø 16 x 2,5 mm	<a href="#">111TP2373</a>	Ø 62 x 5 mm
<a href="#">111TP2341</a>	Ø 16,4 x 2 mm	<a href="#">111TP2374</a>	Ø 65 x 4 mm
<a href="#">111TP2342</a>	Ø 17 x 2,5 mm	<a href="#">111TP2375</a>	Ø 72 x 5 mm
<a href="#">111TP2343</a>	Ø 17 x 3,53 mm	<a href="#">111TP2376</a>	Ø 75 x 4 mm
<a href="#">111TP2344</a>	Ø 19 x 1,6 mm	<a href="#">111TP2377</a>	Ø 80 x 3 mm
<a href="#">111TP2345</a>	Ø 19 x 3 mm	<a href="#">111TP2378</a>	Ø 80 x 5 mm
<a href="#">111TP2346</a>	Ø 20 x 3 mm	<a href="#">111TP2379</a>	Ø 85 x 3 mm
<a href="#">111TP2347</a>	Ø 21 x 2 mm	<a href="#">111TP2380</a>	Ø 85 x 4 mm
<a href="#">111TP2348</a>	Ø 22 x 2 mm	<a href="#">111TP2381</a>	Ø 85 x 5 mm
<a href="#">111TP2349</a>	Ø 22 x 3 mm	<a href="#">111TP2382</a>	Ø 88,5 x 3,53 mm
<a href="#">111TP2350</a>	Ø 25 x 3 mm	<a href="#">111TP2383</a>	Ø 89,3 x 5,7 mm
<a href="#">111TP2351</a>	Ø 29 x 4 mm	<a href="#">111TP2384</a>	Ø 90 x 3 mm
<a href="#">111TP2352</a>	Ø 30 x 5 mm	<a href="#">111TP2385</a>	Ø 90 x 5 mm
<a href="#">111TP2353</a>	Ø 30,2 x 3 mm	<a href="#">111TP2386</a>	Ø 95 x 4 mm
<a href="#">111TP2354</a>	Ø 35 x 3 mm	<a href="#">111TP2387</a>	Ø 95 x 5 mm
<a href="#">111TP2355</a>	Ø 35 x 4 mm	<a href="#">111TP2388</a>	Ø 99 x 5,7 mm
<a href="#">111TP2356</a>	Ø 37 x 3 mm	<a href="#">111TP2389</a>	Ø 100 x 5 mm
<a href="#">111TP2357</a>	Ø 37 x 4 mm	<a href="#">111TP2390</a>	Ø 105 x 3 mm
<a href="#">111TP2358</a>	Ø 37 x 5 mm	<a href="#">111TP2391</a>	Ø 105 x 4 mm
<a href="#">111TP2359</a>	Ø 40 x 5 mm	<a href="#">111TP2392</a>	Ø 110 x 4 mm
<a href="#">111TP2360</a>	Ø 42 x 5 mm	<a href="#">111TP2393</a>	Ø 110 x 5 mm
<a href="#">111TP2361</a>	Ø 45 x 2,5 mm	<a href="#">111TP2394</a>	Ø 115 x 3 mm
<a href="#">111TP2362</a>	Ø 45 x 4 mm	<a href="#">111TP2395</a>	Ø 115 x 4 mm
<a href="#">111TP2363</a>	Ø 45 x 5 mm	<a href="#">111TP2396</a>	Ø 120 x 5 mm
<a href="#">111TP2364</a>	Ø 50 x 2,8 mm	<a href="#">111TP2397</a>	Ø 120 x 6 mm
<a href="#">111TP2365</a>	Ø 50 x 4 mm	<a href="#">111TP2398</a>	Ø 125 x 3 mm
<a href="#">111TP2366</a>	Ø 50 x 5 mm	<a href="#">111TP2399</a>	Ø 125 x 4 mm
<a href="#">111TP2367</a>	Ø 52 x 5 mm	<a href="#">111TP2400</a>	Ø 145 x 4 mm



## SEAL RINGS

BAGUES D'ÉTANCHÉITÉ – DICHTRING



REF	Info
<a href="#">111TP2401</a>	Ø 14 x 10 mm
<a href="#">111TP2402</a>	Ø 14,5 x 10 mm

## CU-SEALS

JOINTS CU – CU-DICHTUNG



REF	Info
<a href="#">111TP2403</a>	Ø M10 – 10,7 x 16,08 x 1,5 mm
<a href="#">111TP2404</a>	Ø 1/4" – 13,74 x 20,57 x 2 mm
<a href="#">111TP2405</a>	Ø 3/8" – 17,28 x 23,8 x 2 mm
<a href="#">111TP2406</a>	Ø M18 – 18,7 x 26 x 1,5 mm
<a href="#">111TP2407</a>	Ø 1/2" – 21,54 x 28,58 x 2,5 mm

## SCRAPERS

SEGMENTS RACLEURS – ABSTREIFER



REF	Info
<a href="#">111TP2408</a>	35 x 43 x 5/7 mm
<a href="#">111TP2409</a>	45 x 53 x 5/7 mm

## SEAL

JOINTS – DICHTRING



REF	Info	REF	Info
<a href="#">111TP2410</a>	Ø 80 mm	<a href="#">111TP2411</a>	Ø 35 mm
		<a href="#">111TP2412</a>	Ø 40 mm

## COVERS COUVERCLES – ABDECKUNGEN




REF	Info
<a href="#"><u>111TP2413</u></a>	450 x 235 x 180 mm – 3 kW



REF	Info
<a href="#"><u>111TP2414</u></a>	410 x 335 x 230 mm – 2 kW



REF	Info
<a href="#"><u>111TP2415</u></a>	325 x 265 x 250 mm – 2 kW




REF	Info
<a href="#"><u>111TP2416</u></a>	375 x 280 x 265 mm – 3 kW



REF	Info
<a href="#"><u>111TP2417</u></a>	355 x 285 x 150 mm



REF	Info
<a href="#"><u>111TP2418</u></a>	385 x 355 x 295 mm – LM4




REF	Info
<a href="#"><u>111TP2419</u></a>	395 x 310 x 170 mm



REF	Info
<a href="#"><u>111TP2420</u></a>	415 x 320 x 180 mm – 2010

## COVERS

COUVERCLES – ABDECKUNGEN



REF	Info
<a href="#"><u>111TP2421</u></a>	415 x 250 x 240 mm



REF	Info
<a href="#"><u>111TP2422</u></a>	388 x 325 x 250 mm – LM10 2012–...



REF	Info
<a href="#"><u>111TP2423</u></a>	338 x 160 x 115 mm – 2009–...

## FLANGES

FLASQUES – FLANSCH



REF	Info
<a href="#"><u>111TP2424</u></a>	Left



REF	Info
<a href="#"><u>111TP2425</u></a>	Right

## CASES BOÏTIERS – GEHÄUSE



REF	Info
<a href="#"><u>111TP2426</u></a>	Left – 2 kW



REF	Info
<a href="#"><u>111TP2427</u></a>	Right – 2 kW



REF	Info
<a href="#"><u>111TP2428</u></a>	Left – 3 kW



REF	Info
<a href="#"><u>111TP2429</u></a>	Right – 3 kW



REF	Info
<a href="#"><u>111TP2430</u></a>	Left – 2008 – SM80



REF	Info
<a href="#"><u>111TP2431</u></a>	Right – 2008 – SM80



REF	Info
<a href="#"><u>111TP2432</u></a>	380 x 320 x 245 mm – LMQ/LM42

## TANKS & OIL RESERVOIRS

RÉSERVOIRS (D'HUILE) – TANKS & ÖLBEHÄLTER



REF	Info
<a href="#"><u>111TP2433</u></a>	Left – 350 mm – 10 liter



REF	Info
<a href="#"><u>111TP2434</u></a>	Right – 350 mm – 10 liter



REF	Info
<a href="#"><u>111TP2435</u></a>	Right – 3,8 liter



REF	Info
<a href="#"><u>111TP2436</u></a>	180 mm – 6 liter



REF	Info
<a href="#"><u>111TP2437</u></a>	Left – 300 mm – 6 liter



REF	Info
<a href="#"><u>111TP2438</u></a>	Right – 300 mm – 6 liter



REF	Info
<a href="#"><u>111TP2439</u></a>	Left/right – 6 liter



REF	Info
<a href="#"><u>111TP2440</u></a>	Right – 740 mm - 7 liter

## FILTERS & BREATHERS

FILTRES & RENIFLARDS – FILTER & ENTLÜFTER



REF	Info
<a href="#">111TP2441</a>	Ø 25 x 43,3 mm – 3/8" NPT



REF	Info
<a href="#">111TP2442</a>	Ø 29 x 46 x 92 mm – Hesselman



REF	Info
<a href="#">111TP2443</a>	Ø 15 x 26 x 47,1 mm



REF	Info
<a href="#">111TP2444</a>	Ø 20 x 36 mm – 1/2" BSP



REF	Info
<a href="#">111TP2445</a>	24 x 63 mm – > 2008



REF	Info
<a href="#">111TP2446</a>	1/2"



REF	Info
<a href="#">111TP2447</a>	1/2" BSP



REF	Info
<a href="#">111TP2448</a>	Ø 21 x 131 mm

## FILTERS & BREATHERS

FILTRES & RENIFLARDS – FILTER & ENTLÜFTER



REF	Info
<a href="#">111TP2449</a>	M30 x 1,5 mm



REF	Info
<a href="#">111TP2450</a>	3/4"



REF	Info
<a href="#">111TP2451</a>	3/4"

## LOCKS

SERRURES – VERRIEGELUNGEN



REF	Info
<a href="#">111TP2452</a>	Old type



REF	Info
<a href="#">111TP2453</a>	New type



REF	Info
<a href="#">111TP2454</a>	Used for REF <a href="#">111TP2453</a>



REF	Info
<a href="#">111TP2455</a>	

## DRAIN PLUGS

BOUCHONS DE VIDANGE – ABLASSSCHRAUBEN



REF

Info

[111TP2456](#)

3/8"

## BRACKETS

SUPPORTS – BÜGEL



REF

Info

[111TP2457](#)

PVC



# USED FOR DHOLLANDIA

## ELECTRIC MOTORS

MOTEURS ÉLECTRIQUES – ELEKTROMOTOREN



REF	Volt	kW	Rotation
<a href="#"><u>111TP2458</u></a>	12 V	2 kW	CW >>
<a href="#"><u>111TP2459</u></a>	24 V	2 kW	CW >>

REF	Volt	kW	Rotation
<a href="#"><u>111TP2461</u></a>	24 V	3 kW	CW >>



REF	Volt	kW	Rotation
<a href="#"><u>111TP2460</u></a>	12 V	0,5 kW	<< CCW/CW >>

REF	Volt	kW	Rotation
<a href="#"><u>111TP2462</u></a>	24 V	0,5 kW	



REF	Volt	kW	Rotation
<a href="#"><u>111TP2463</u></a>	24 V	3 kW	CW >>

REF	Volt	kW	Rotation
<a href="#"><u>111TP2464</u></a>	24 V	4,5 kW	CW >>



REF	Volt	kW	Rotation
<a href="#"><u>111TP2465</u></a>	24 V	0,8 kW	CW >>

REF	Volt	kW	Rotation
<a href="#"><u>111TP2466</u></a>	24 V		

MOTORS, PUMPS & PARTS – MOTEURS, POMPES & ACCESSOIRES – MOTOREN, PUMPEN & ERSATZTEILE

## HYDRAULIC PUMPS

POMPES HYDRAULIQUES – HYDRAULIKPUMPEN



REF	CC	Rotation	Info
<a href="#"><u>111TP2467</u></a>	0,8 cc	<< CCW	MD-TYP
<a href="#"><u>111TP2468</u></a>	1,7 cc	<< CCW	MD-TYP
<a href="#"><u>111TP2469</u></a>	2,5 cc	<< CCW	MD-TYP
<a href="#"><u>111TP2470</u></a>	3,3 cc	<< CCW	MD-TYP
<a href="#"><u>111TP2471</u></a>	4,3 cc	<< CCW	MD-TYP

REF	CC	Rotation	Info
<a href="#"><u>111TP2472</u></a>	3,3 cc	<< CCW	PD-TYP



REF	CC	Rotation	Info
<a href="#"><u>111TP2473</u></a>	8 cc	<< CCW	

REF	Info
<a href="#"><u>111TP2474</u></a>	SM8

## SOLENOID SWITCHES/CONTACTORS

SOLENOÏDES/CONTACTEURS – MAGNETSCHALTER/SCHÜTZE



REF	Volt	Amp	Info
<a href="#">111TP2475</a>	12 V	150 A	300 A/5 sec
<a href="#">111TP2476</a>	24 V	150 A	300 A/5 sec

REF	Volt	Amp	Info
<a href="#">111TP2477</a>	12 V	125 A	
<a href="#">111TP2478</a>	24 V	125 A	




REF	Volt	Amp	Info
<a href="#">111TP5097</a>	12 V	125 A	
<a href="#">111TP2479</a>	24 V	125 A	

REF	Info
<a href="#">111TP3120</a>	24 V – 150 A

## COUPLERS

COUPLEURS – KUPPLUNGEN



REF	Info
<a href="#">111TP2480</a>	15 x 13,8 x 5,9 mm

REF	Info
<a href="#">111TP2481</a>	Ø 30 x 12 mm

## BRUSHES

BALAIS – KOHLEBÜRSTEN



REF	Info
<a href="#">111TP1223</a>	15,8 x 8,9 x 15,8 mm – 24 V

REF	Info
<a href="#">111TP2482</a>	24,8 x 9,9 x 22,9 mm

MOTORS, PUMPS & PARTS – MOTEURS, POMPES & ACCESSOIRES – MOTOREN, PUMPEN & ERSATZTEILE

## ELECTRIC MOTORS WITH PUMP

MOTEURS ÉLECTRIQUES AVEC POMPE – ELEKTROMOTOREN MIT PUMPE



REF	Info
<a href="#"><u>111TP2483</u></a>	12 V – 2 kW – 1,7 cc



REF	Info
<a href="#"><u>111TP2484</u></a>	12 V – 2 kW – 2,5 cc



REF	Info
<a href="#"><u>111TP2485</u></a>	24 V – 2 kW – 1,7 cc
<a href="#"><u>111TP5011</u></a>	24 V – 2 kW – 2,5 cc



REF	Info
<a href="#"><u>111TP2487</u></a>	24 V – 3 kW – 3,3 cc



REF	Info
<a href="#"><u>111TP2488</u></a>	24 V – 4,5 kW – 2,5 cc

## BRUSH ROCKERS

COLLIERS PORTE-BALAIS – KOHLENHALTER



REF	Info
<a href="#"><u>111TP1225</u></a>	Ø 105 mm

## BEARINGS


ROULEMENTS – LAGER



REF	Info
<a href="#"><u>111TP1226</u></a>	Ø 12/32 x 10 mm
<a href="#"><u>111TP1227</u></a>	Ø 17/35 x 10 mm

## SUPPORTS

SUPPORTS – HALTER



REF	Info
<a href="#"><u>111TP2489</u></a>	105 x 100 x 31/43 mm



REF	Info
<a href="#"><u>111TP2490</u></a>	103 x 74 mm



REF	Info
<a href="#"><u>111TP2491</u></a>	Ø 110 mm – 2000 W



REF	Info
<a href="#"><u>111TP2492</u></a>	Ø 128 mm

## HOSES

TUYAUX – SCHLÄUCHE



REF	Hose Ø	Hose Ø	Length	Fitting 1	Fitting 2	Info
<a href="#">111TP2493</a>	1/4"	6,4 mm	345 mm	M18 x 1,5 mm	M18 x 1,5 mm	-40-100 °C
<a href="#">111TP2494</a>	1/4"	6,4 mm	350 mm	M18 x 1,5 mm	M18 x 1,5 mm	-40-100 °C
<a href="#">111TP2495</a>	1/4"	6,4 mm	500 mm	M18 x 1,5 mm	M18 x 1,5 mm	-40-100 °C
<a href="#">111TP2496</a>	1/4"	6,4 mm	650 mm	M18 x 1,5 mm	M18 x 1,5 mm	-40-100 °C
<a href="#">111TP2497</a>	1/4"	6,4 mm	800 mm	M18 x 1,5 mm	M18 x 1,5 mm	-40-100 °C
<a href="#">111TP2498</a>	1/4"	6,4 mm	1200 mm	M18 x 1,5 mm	M18 x 1,5 mm	-40-100 °C



REF	Hose Ø	Hose Ø	Length	Fitting 1	Fitting 2	Info
<a href="#">111TP2499</a>	1/4"	6,4 mm	400 mm	Ø 10 mm	Ø 10 mm	-40-100 °C
<a href="#">111TP2500</a>	1/4"	6,4 mm	450 mm	Ø 10 mm	Ø 10 mm	-40-100 °C
<a href="#">111TP2501</a>	1/4"	6,4 mm	500 mm	Ø 10 mm	Ø 10 mm	-40-100 °C
<a href="#">111TP2502</a>	1/4"	6,4 mm	700 mm	Ø 10 mm	Ø 10 mm	-40-100 °C
<a href="#">111TP2503</a>	1/4"	6,4 mm	800 mm	Ø 10 mm	Ø 10 mm	-40-100 °C
<a href="#">111TP5129</a>	1/4"	6,4 mm	1000 mm	Banjo BSP 3/8"	Banjo BSP 3/8"	-40-100 °C
<a href="#">111TP2504</a>	1/4"	6,4 mm	1100 mm	Ø 10 mm	Ø 10 mm	-40-100 °C
<a href="#">111TP2505</a>	1/4"	6,4 mm	1300 mm	Ø 10 mm	Ø 10 mm	-40-100 °C
<a href="#">111TP2506</a>	1/4"	6,4 mm	1400 mm	Ø 10 mm	Ø 10 mm	-40-100 °C
<a href="#">111TP2507</a>	1/4"	6,4 mm	1600 mm	Ø 10 mm	Ø 10 mm	-40-100 °C
<a href="#">111TP2508</a>	1/4"	6,4 mm	1800 mm	Ø 10 mm	Ø 10 mm	-40-100 °C
<a href="#">111TP2509</a>	1/4"	6,4 mm	2300 mm	Ø 10 mm	Ø 10 mm	-40-100 °C
<a href="#">111TP2510</a>	1/4"	6,4 mm	2500 mm	Banjo 10 mm	Banjo 10 mm	-40-100 °C
<a href="#">111TP2511</a>	1/4"	6,4 mm	2700 mm	Ø 10 mm	Ø 10 mm	-40-100 °C
<a href="#">111TP2512</a>	1/4"	6,4 mm	3000 mm	Ø 10 mm	Ø 10 mm	-40-100 °C
<a href="#">111TP2513</a>	1/4"	6,4 mm	3250 mm	Ø 10 mm	Ø 10 mm	-40-100 °C
<a href="#">111TP2514</a>	1/4"	6,4 mm	3500 mm	Ø 10 mm	Ø 10 mm	-40-100 °C
<a href="#">111TP2515</a>	3/8"	9,5 mm	950 mm	Ø 3,8 mm	Ø 3,8 mm	-40-100 °C
<a href="#">111TP2516</a>	3/8"	9,5 mm	1100 mm	Banjo BSP 3/8"	Banjo BSP 3/8"	-40-100 °C
<a href="#">111TP2517</a>	3/8"	9,5 mm	1500 mm	Banjo BSP 3/8"	Banjo BSP 3/8"	-40-100 °C
<a href="#">111TP2518</a>	3/8"	9,5 mm	2650 mm	Banjo BSP 3/8"	Banjo BSP 3/8"	-40-100 °C

## HOSES

TUYAUX – SCHLÄUCHE



REF	Hose Ø	Hose Ø	Length	Fitting 1	Fitting 2	Info
<a href="#">111TP2519</a>	1/4"	6,4 mm	550 mm	M18 x 1,5 mm	Ø 10 mm	-40-100 °C
<a href="#">111TP2521</a>	1/4"	6,4 mm	750 mm	M18 x 1,5 mm	Ø 10 mm	-40-100 °C
<a href="#">111TP2522</a>	1/4"	6,4 mm	900 mm	M18 x 1,5 mm	Ø 10 mm	-40-100 °C
<a href="#">111TP2523</a>	1/4"	6,4 mm	1000 mm	M18 x 1,5 mm	Ø 10 mm	-40-100 °C
<a href="#">111TP2525</a>	1/4"	6,4 mm	1320 mm	M18 x 1,5 mm	Ø 10 mm	-40-100 °C
<a href="#">111TP2526</a>	1/4"	6,4 mm	1560 mm	M18 x 1,5 mm	Ø 10 mm	-40-100 °C
<a href="#">111TP2527</a>	1/4"	6,4 mm	1600 mm	M18 x 1,5 mm	Ø 10 mm	-40-100 °C
<a href="#">111TP2528</a>	1/4"	6,4 mm	1820 mm	M18 x 1,5 mm	Ø 10 mm	-40-100 °C
<a href="#">111TP2529</a>	1/4"	6,4 mm	2000 mm	M18 x 1,5 mm	Ø 10 mm	-40-100 °C
<a href="#">111TP2530</a>	1/4"	6,4 mm	2400 mm	M18 x 1,5 mm	Ø 10 mm	-40-100 °C
<a href="#">111TP2531</a>	1/4"	6,4 mm	2500 mm	M18 x 1,5 mm	Ø 10 mm	-40-100 °C
<a href="#">111TP2532</a>	1/4"	6,4 mm	2700 mm	M18 x 1,5 mm	Ø 10 mm	-40-100 °C
<a href="#">111TP2533</a>	1/4"	6,4 mm	2900 mm	M18 x 1,5 mm	Ø 10 mm	-40-100 °C
<a href="#">111TP2534</a>	1/4"	6,4 mm	3150 mm	M18 x 1,5 mm	Ø 10 mm	-40-100 °C
<a href="#">111TP2535</a>	3/8"	9,5 mm	1850 mm	M18 x 1,5 mm	Ø 10 mm	-40-100 °C




REF	Hose Ø	Hose Ø	Length	Info
<a href="#">111TP2536</a>	3/8"	9,5 mm	230 mm	-40-100 °C
<a href="#">111TP2537</a>	1/2"	12,7 mm	260 mm	-40-100 °C
<a href="#">111TP2538</a>	3/4"	19 mm	80 mm	-40-100 °C



REF	Hose Ø	Hose Ø	Length	Fitting 1	Fitting 2	Info
<a href="#">111TP2539</a>	3/8"	9,5 mm	350 mm	M18 x 1,5 mm	M18 x 1,5 mm	-40-100 °C
<a href="#">111TP2540</a>	3/8"	9,5 mm	500 mm	M18 x 1,5 mm	M18 x 1,5 mm	-40-100 °C

## HOSES

TUYAUX - SCHLÄUCHE



REF	Hose Ø	Hose Ø	Length	Fitting 1	Fitting 2	Info
<a href="#">111TP2541</a>	1/4"	6,4 mm	600 mm	M18 x 1,5 mm	M18 x 1,5 mm	-40-100 °C
<a href="#">111TP2542</a>	1/4"	6,4 mm	2100 mm	M18 x 1,5 mm	M18 x 1,5 mm	-40-100 °C
<a href="#">111TP2543</a>	1/4"	6,4 mm	2250 mm	M18 x 1,5 mm	M18 x 1,5 mm	-40-100 °C
<a href="#">111TP2545</a>	1/4"	6,4 mm	2500 mm	M18 x 1,5 mm	M18 x 1,5 mm	-40-100 °C
<a href="#">111TP2546</a>	5/16"	8 mm	600 mm	M18 x 1,5 mm	M18 x 1,5 mm	-40-100 °C



REF	Hose Ø	Hose Ø	Length	Fitting 1	Fitting 2	Info
<a href="#">111TP2547</a>	1/4"	6,4 mm	750 mm	R1/4"	R1/4"	-40-100 °C
<a href="#">111TP2548</a>	1/4"	6,4 mm	2500 mm	R1/4"	R1/4"	-40-100 °C
<a href="#">111TP2549</a>	3/8"	9,5 mm	600 mm	M18 x 1,5 mm	M18 x 1,5 mm	-40-100 °C
<a href="#">111TP2550</a>	3/8"	9,5 mm	750 mm	M18 x 1,5 mm	M18 x 1,5 mm	-40-100 °C
<a href="#">111TP2551</a>	3/8"	9,5 mm	1000 mm	M18 x 1,5 mm	M18 x 1,5 mm	-40-100 °C
<a href="#">111TP2552</a>	3/8"	9,5 mm	2500 mm	M18 x 1,5 mm	M18 x 1,5 mm	-40-100 °C
<a href="#">111TP2553</a>	3/8"	9,5 mm	2500 mm	M18 x 1,5 mm	M18 x 1,5 mm	-40-100 °C
<a href="#">111TP2554</a>	3/8"	9,5 mm	4500 mm	M18 x 1,5 mm	M18 x 1,5 mm	-40-100 °C



REF	Hose Ø	Hose Ø	Length	Fitting 1	Fitting 2	Info
<a href="#">111TP2555</a>	1/4"	6,4 mm	250 mm	M18 x 1,5 mm	Ø 10 mm	-40-100 °C
<a href="#">111TP2256</a>	1/4"	6,4 mm	650 mm	M18 x 1,5 mm	Ø 3,8 mm	-40-100 °C
<a href="#">111TP2557</a>	1/4"	6,4 mm	1200 mm	M18 x 1,5 mm	Ø 3,8 mm	-40-100 °C
<a href="#">111TP2558</a>	3/8"	9,5 mm	650 mm	M18 x 1,5 mm	Ø 3,8 mm	-40-100 °C
<a href="#">111TP2559</a>	3/8"	9,5 mm	950 mm	M18 x 1,5 mm	Ø 3,8 mm	-40-100 °C
<a href="#">111TP2560</a>	3/8"	9,5 mm	1200 mm	M18 x 1,5 mm	Ø 3,8 mm	40-100 °C



## HOSES

TUYAUX – SCHLÄUCHE



REF	Hose Ø	Hose Ø	Length	Fitting 1	Fitting 2	Info
<a href="#">111TP2561</a>	1/4"	6,4 mm	500 mm	M12 x 1,5 mm	Ø 10 mm	-40-100 °C
<a href="#">111TP2562</a>	1/4"	6,4 mm	700 mm	M12 x 1,5 mm	Ø 10 mm	-40-100 °C
<a href="#">111TP2563</a>	1/4"	6,4 mm	750 mm	M18 x 1,5 mm	Ø 10 mm	-40-100 °C
<a href="#">111TP2564</a>	1/4"	6,4 mm	900 mm	M12 x 1,5 mm	Ø 10 mm	-40-100 °C
<a href="#">111TP2565</a>	1/4"	6,4 mm	1200 mm	M18 x 1,5 mm	Ø 10 mm	-40-100 °C
<a href="#">111TP2566</a>	1/4"	6,4 mm	2000 mm	M18 x 1,5 mm	Ø 10 mm	-40-100 °C
<a href="#">111TP2567</a>	3/8"	9,5 mm	650 mm	M18 x 1,5 mm	Ø 3/8"	-40-100 °C
<a href="#">111TP2568</a>	3/8"	9,5 mm	950 mm	M18 x 1,5 mm	Ø 3/8"	-40-100 °C
<a href="#">111TP2569</a>	3/8"	9,5 mm	1200 mm	M18 x 1,5 mm	Ø 3/8"	-40-100 °C



REF	Hose Ø	Hose Ø	Length	Fitting 1	Fitting 2	Info
<a href="#">111TP2570</a>	3/8"	9,5 mm	2450 mm	M12 x 1,5 mm	M12 x 1,5 mm	-40-100 °C

## FITTINGS RACCORDS – KUPPLUNGEN



REF	Info
<a href="#"><u>111TP2571</u></a>	M10 x 1 mm



REF	Info
<a href="#"><u>111TP2572</u></a>	Ø 1,5 mm



REF	Info
<a href="#"><u>111TP2573</u></a>	Ø 2,5 mm



REF	Info
<a href="#"><u>111TP2574</u></a>	Ø 3 mm



REF	Info
<a href="#"><u>111TP2575</u></a>	3/8" NPT – 8 mm



REF	Info
<a href="#"><u>111TP2576</u></a>	90°



REF	Info
<a href="#"><u>111TP2577</u></a>	90° – 6 mm



REF	Info
<a href="#"><u>111TP2578</u></a>	3/8" – 12 – 12



REF	Info
<a href="#"><u>111TP2579</u></a>	T10



REF	Info
<a href="#"><u>111TP2580</u></a>	T12

## FITTINGS RACCORDS – KUPPLUNGEN



REF	Info
<a href="#"><u>111TP2581</u></a>	T12



REF	Info
<a href="#"><u>111TP2582</u></a>	10 mm



REF	Info
<a href="#"><u>111TP2583</u></a>	10 – 10



REF	Info
<a href="#"><u>111TP2584</u></a>	12 mm



REF	Info
<a href="#"><u>111TP2585</u></a>	12 mm



REF	Info
<a href="#"><u>111TP2586</u></a>	12 mm – 1/4"



REF	Info
<a href="#"><u>111TP2587</u></a>	12 mm – 12



REF	Info
<a href="#"><u>111TP2588</u></a>	12 mm – 3/8"



REF	Info
<a href="#"><u>111TP2589</u></a>	10 mm – 1/4"



REF	Info
<a href="#"><u>111TP2590</u></a>	10 – 10

## FITTINGS

RACCORDS – KUPPLUNGEN



REF	Info
<a href="#"><u>111TP2591</u></a>	12 mm



REF	Info
<a href="#"><u>111TP2592</u></a>	12 mm – 1/4"



REF	Info
<a href="#"><u>111TP2593</u></a>	12 mm – 1/4"



REF	Info
<a href="#"><u>111TP2594</u></a>	12 mm – 1/4"



REF	Info
<a href="#"><u>111TP2595</u></a>	12 mm – 12



REF	Info
<a href="#"><u>111TP2596</u></a>	12 mm – 15



REF	Info
<a href="#"><u>111TP2597</u></a>	12 mm – 3/8"



REF	Info
<a href="#"><u>111TP2598</u></a>	12 mm – 3/8"



REF	Info
<a href="#"><u>111TP2599</u></a>	No return



REF	Info
<a href="#"><u>111TP2600</u></a>	M18 x 1,5 mm – 3/8"

## FITTINGS

RACCORDS – KUPPLUNGEN



REF	Info
<a href="#"><u>111TP2601</u></a>	M18 x 1,5 x 70 mm



REF	Info
<a href="#"><u>111TP2602</u></a>	1/4"



REF	Info
<a href="#"><u>111TP2603</u></a>	3/8"



REF	Info
<a href="#"><u>111TP2604</u></a>	3/8" BSP



REF	Info
<a href="#"><u>111TP2605</u></a>	M10 x 1 mm

## SOLENOID VALVES

ÉLECTROVANNES – MAGNETVENTILE



REF	Volt	Ø	Info
<a href="#">111TP2606</a>	12 V	12,7 mm	3/4" UNF – SA
<a href="#">111TP2607</a>	24 V	12,7 mm	3/4" UNF – SA



REF	Volt	Ø	Info
<a href="#">111TP2608</a>	12 V	12,7 mm	3/4" UNF – SA
<a href="#">111TP2609</a>	24 V	12,7 mm	3/4" UNF – SA



REF	Volt	Ø	Info
<a href="#">111TP2610</a>	12 V	12,7 mm	3/4" UNF – SA
<a href="#">111TP2611</a>	24 V	12,7 mm	3/4" UNF – SA



REF	Volt	Ø	Info
<a href="#">111TP2612</a>	12 V	12,7 mm	3/4" UNF – SA
<a href="#">111TP2613</a>	24 V	12,7 mm	3/4" UNF – SA



REF	Volt	Ø	Info
<a href="#">111TP2614</a>	12 V	12,7 mm	3/4" UNF – DA
<a href="#">111TP2615</a>	24 V	12,7 mm	3/4" UNF – DA



REF	Volt	Ø	Info
<a href="#">111TP2616</a>	12 V	12,7 mm	3/4" UNF – SA
<a href="#">111TP2618</a>	24 V	12,7 mm	3/4" UNF – SA



REF	Volt	Ø	Info
<a href="#">111TP2619</a>	12 V	12,7 mm	3/4" UNF – DA
<a href="#">111TP2617</a>	24 V	12,7 mm	3/4" UNF – SA



REF	Volt	Ø	Info
<a href="#">111TP2620</a>	12 V	12,7 mm	3/4" UNF – DA
<a href="#">111TP2621</a>	24 V	12,7 mm	3/4" UNF – DA

## SOLENOID VALVES

ÉLECTROVANNES – MAGNETVENTILE



REF	Volt	Ø	Info
<a href="#"><u>111TP2621</u></a>	24 V	12,7 mm	3/4" UNF – DA



REF	Volt	Ø	Info
<a href="#"><u>111TP5140</u></a>	12 V	12,7 mm	M18 x 1,5 mm – SA
<a href="#"><u>111TP2623</u></a>	24 V	12,7 mm	M18 x 1,5 mm – SA



REF	Volt	Ø	Info
<a href="#"><u>111TP5142</u></a>	12 V	12,7 mm	M18 x 1,5 mm – SA
<a href="#"><u>111TP5141</u></a>	24 V	12,7 mm	M18 x 1,5 mm – SA



REF	Volt	Ø	Info
<a href="#"><u>111TP5143</u></a>	12 V	12,7 mm	M18 x 1,5 mm – SA
<a href="#"><u>111TP2624</u></a>	24 V	12,7 mm	M18 x 1,5 mm – SA



REF	Volt	Ø	Info
<a href="#"><u>111TP5144</u></a>	12 V	15 mm	M20 x 1,5 mm – DA
<a href="#"><u>111TP2625</u></a>	24 V	15 mm	M20 x 1,5 mm – DA



REF	Volt	Ø	Info
<a href="#"><u>111TP2626</u></a>	24 V	15 mm	M20 x 1,5 mm – DA



REF	Volt	Ø	Info
<a href="#"><u>111TP5145</u></a>	12 V	15,8–17,4 mm	7/8" UNF – 3 way valve
<a href="#"><u>111TP2637</u></a>	24 V	15,8–17,4 mm	7/8" UNF – 3 way valve

## CARTRIDGES CARTOUCHES – PATRONEN



REF	Ø	Info
<a href="#"><u>111TP2627</u></a>	12,7 mm	3/4" UNF – DA



REF	Ø	Info
<a href="#"><u>111TP2628</u></a>	12,7 mm	3/4" UNF – DA



REF	Ø	Info
<a href="#"><u>111TP2629</u></a>	15 mm	M20 x 1,5 mm – DA



REF	Ø	Info
<a href="#"><u>111TP2630</u></a>	12,7 mm	3/4" UNF – SA



REF	Ø	Info
<a href="#"><u>111TP2631</u></a>	12,7 mm	3/4" UNF – SA



REF	Ø	Info
<a href="#"><u>111TP2632</u></a>	12,7–14,2–15,8 mm	3/4" UNF – open



REF	Ø	Info
<a href="#"><u>111TP2633</u></a>	12,7 – 14,2 – 15,2 mm	3/4" UNF – close



REF	Ø	Info
<a href="#"><u>111TP2634</u></a>	15,8–17,4–18,9 mm	7/8" UNF – 4/2



REF	Ø	Info
<a href="#"><u>111TP2635</u></a>	13 mm	M18 – SA

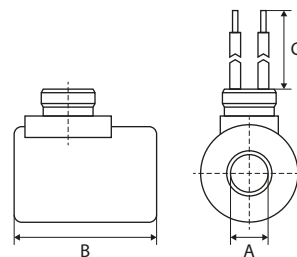
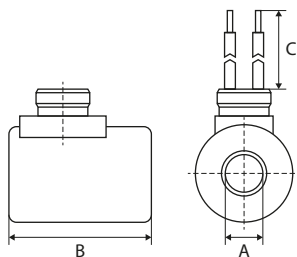


REF	Ø	Info
<a href="#"><u>111TP2636</u></a>	15,8–17,4 mm	3-way valve



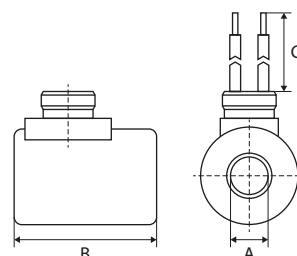
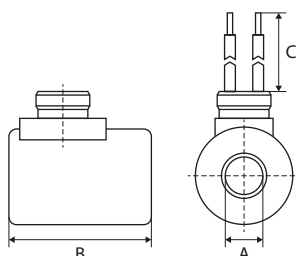
## COILS

BOBINES – SPULEN



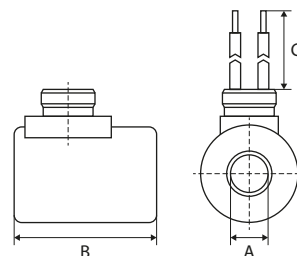
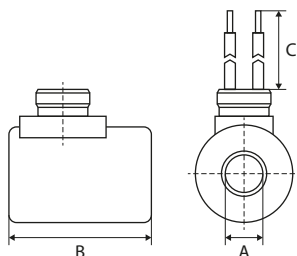
REF	Volt – Watt	A	B	Info
<a href="#">111TP2638</a>	12 V – 18 W	13 mm	39 mm	M24 x 1 mm
<a href="#">111TP2639</a>	24 V – 18 W	13 mm	39 mm	M24 x 1 mm

REF	Volt – Watt	A	B	C
<a href="#">111TP2640</a>	12 V – 18 W	13 mm	39 mm	400 mm
<a href="#">111TP2641</a>	24 V – 18 W	13 mm	39 mm	350 mm



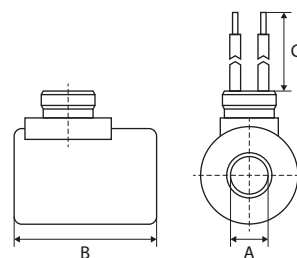
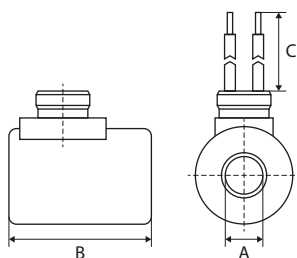
REF	Volt	A	B	Info
<a href="#">111TP2642</a>	12 V	18 mm	40 mm	M24 x 1 mm
<a href="#">111TP2643</a>	24 V	18 mm	40 mm	M24 x 1 mm

REF	Volt	A	B	C
<a href="#">111TP2644</a>	12 V	18 mm	40 mm	420 mm
<a href="#">111TP2645</a>	24 V	18 mm	40 mm	430 mm



REF	Volt	A	B	Info
<a href="#">111TP2646</a>	12 V	18 mm	40 mm	
<a href="#">111TP2647</a>	24 V	18 mm	40 mm	

REF	Volt – Watt	A	B	Info
<a href="#">111TP2648</a>	12 V – 60 W	22 mm	55 mm	
<a href="#">111TP2649</a>	24 V – 60 W	22 mm	55 mm	



REF	Volt – Watt	A	B	C
<a href="#">111TP2650</a>	12 V – 36 W	14 mm	50 mm	1000 mm

REF	Volt – Watt	A	B	C
<a href="#">111TP2651</a>	24 V – 35 W	14 mm	50 mm	780 mm

## VALVE BLOCKS

BOÎTIERS À SOUPAPES – STEUERBLÖCKE



REF

Info

[111TP2652](#)

40 x 40 x 28/60 mm – left



REF

Info

[111TP2653](#)

40 x 40 x 28/60 mm – right



REF

Info

[111TP2654](#)

40 x 40 x 28/60 mm



REF

Info

[111TP2655](#)

40 x 40 x 28/60 mm



REF

Info

[111TP2656](#)

91 x 30 x 19/33 mm – left



REF

Info

[111TP2657](#)

91 x 30 x 19/33 mm – right



REF

Info

[111TP2658](#)

91 x 30 x 17/30 mm



REF

Info

[111TP2659](#)

58 x 50 x 26/30 mm

## VALVE BLOCKS

BOÎTIERS À SOUPAPES – STEUERBLÖCKE



REF	Info
<a href="#"><u>111TP2660</u></a>	24 V



REF	Info
<a href="#"><u>111TP2661</u></a>	Double



REF	Info
<a href="#"><u>111TP2662</u></a>	24 V



REF	Info
<a href="#"><u>111TP2663</u></a>	24 V



REF	Info
<a href="#"><u>111TP2664</u></a>	Single



REF	Info
<a href="#"><u>111TP2665</u></a>	Double



REF	Info
<a href="#"><u>111TP2666</u></a>	M18 x 1,5x 11 mm – Ø 17 mm



REF	Info
<a href="#"><u>111TP2667</u></a>	24 V

## VALVE BLOCKS

BOÎTIERS À SOUPAPES – STEUERBLÖCKE



REF	Info
<a href="#">111TP2668</a>	24 V



REF	Info
<a href="#">111TP2669</a>	24 V




REF	Info
<a href="#">111TP2670</a>	24 V – SM8




REF	Info
<a href="#">111TP2671</a>	Right – 24 V – SM15-X

## SEAL KITS

KITS DE JOINTS – DICHTUNGSSÄTZE



REF	Info
<a href="#">111TP2677</a>	V031 – V007




REF	Info
<a href="#">111TP2678</a>	V041 – V042



REF	Info
<a href="#">111TP3180</a>	V070

## VALVES & SWITCHES

SOUPAPES & INTERRUPTEURS – VENTILE & SCHALTER



REF	Info
<a href="#"><u>111TP2672</u></a>	Adjustable



REF	Info
<a href="#"><u>111TP2673</u></a>	18x – Ø 8,5 mm



REF	Info
<a href="#"><u>111TP2674</u></a>	Ø 12 mm



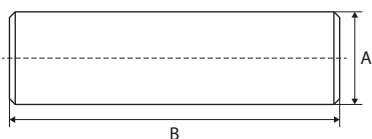
REF	Info
<a href="#"><u>111TP2675</u></a>	Ø 12,7 mm – 3/4"



REF	Info
<a href="#"><u>111TP2676</u></a>	Ø 12/9,5 mm – L: 38,7 mm

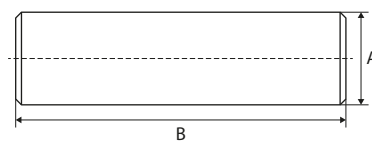
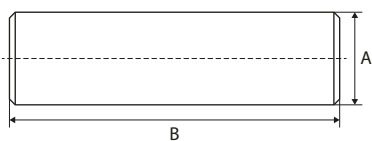
## PINS

AXES - ACHSEN



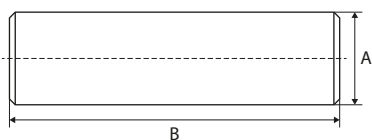
REF	A	B	Info
<a href="#">111TP2679</a>	20 mm	67 mm	
<a href="#">111TP2680</a>	25 mm	87 mm	
<a href="#">111TP2681</a>	25 mm	88 mm	M8 x 1 mm
<a href="#">111TP2682</a>	25 mm	104 mm	M8 x 1 mm
<a href="#">111TP2683</a>	25 mm	140 mm	
<a href="#">111TP2684</a>	25 mm	152 mm	
<a href="#">111TP2685</a>	27 mm	182 mm	
<a href="#">111TP2686</a>	30 mm	78 mm	M8 x 1 mm
<a href="#">111TP2687</a>	30 mm	87 mm	M8 x 1 mm
<a href="#">111TP2688</a>	30 mm	93 mm	M8 x 1 mm
<a href="#">111TP2689</a>	30 mm	100 mm	
<a href="#">111TP2690</a>	30 mm	124 mm	M8 x 1 mm
<a href="#">111TP2691</a>	30 mm	135 mm	M8 x 1 mm
<a href="#">111TP2692</a>	30 mm	150 mm	M8 x 1,25 mm
<a href="#">111TP2693</a>	30 mm	158 mm	M8 x 1 mm
<a href="#">111TP2694</a>	30 mm	180 mm	M8 x 1,25 mm
<a href="#">111TP2695</a>	35 mm	99 mm	M8 x 1 mm
<a href="#">111TP2696</a>	35 mm	124 mm	M8 x 1,25 mm

REF	A	B	Info
<a href="#">111TP2697</a>	25 mm	95 mm	M8 x 1,25 mm
<a href="#">111TP2698</a>	25 mm	129 mm	
<a href="#">111TP2699</a>	30 mm	120 mm	M8 x 1 mm



REF	A	B	Info
<a href="#">111TP2700</a>	27 mm	125 mm	

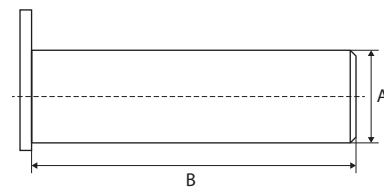
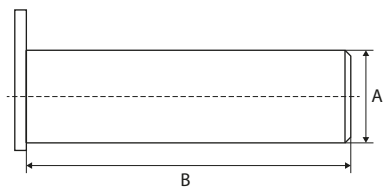
REF	A	B	Info
<a href="#">111TP2701</a>	30 mm	245 mm	7/8" NF



REF	A	B	Info
<a href="#">111TP2702</a>	30 mm	200 mm	M8 x 1 mm
<a href="#">111TP2703</a>	35 mm	209 mm	M8 x 1 mm

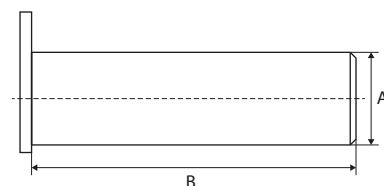
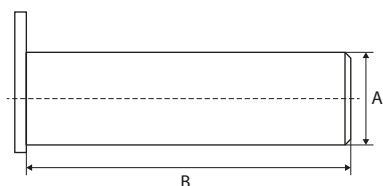
## PINS

AXES – ACHSEN



REF	A	B	Info
<a href="#">111TP2705</a>	25 mm	75 mm	
<a href="#">111TP2704</a>	25 mm	78 mm	M8 x 1,25 mm
<a href="#">111TP2706</a>	25 mm	85 mm	M8 x 1,25 mm
<a href="#">111TP2707</a>	25 mm	100 mm	M8 x 1 mm
<a href="#">111TP2708</a>	25 mm	128 mm	M8 x 1,25 mm
<a href="#">111TP2709</a>	25 mm	165 mm	M8 x 1,25 mm
<a href="#">111TP2710</a>	25 mm	195 mm	M8 x 1 mm
<a href="#">111TP2711</a>	27 mm	166 mm	
<a href="#">111TP2712</a>	30 mm	65 mm	M8 x 1 mm
<a href="#">111TP2713</a>	30 mm	77 mm	M8 x 1,25 mm
<a href="#">111TP2714</a>	30 mm	92 mm	M8 x 1,25 mm
<a href="#">111TP2715</a>	30 mm	110 mm	M8 x 1,25 mm
<a href="#">111TP2716</a>	30 mm	130 mm	M8 x 1 mm
<a href="#">111TP2717</a>	30 mm	150 mm	M8 x 1 mm
<a href="#">111TP2718</a>	30 mm	165 mm	M8 x 1 mm
<a href="#">111TP2719</a>	35 mm	85 mm	M8 x 1,25 mm
<a href="#">111TP2720</a>	35 mm	100 mm	M8 x 1,25 mm
<a href="#">111TP2721</a>	35 mm	120 mm	M8 x 1,25 mm
<a href="#">111TP2722</a>	35 mm	138 mm	M16 x 2 mm
<a href="#">111TP2723</a>	35 mm	150 mm	M8 x 1,25 mm
<a href="#">111TP2724</a>	35 mm	310 mm	
<a href="#">111TP2725</a>	40 mm	125 mm	
<a href="#">111TP2726</a>	40 mm	145 mm	M8 x 1,25 mm

REF	A	B	Info
<a href="#">111TP2727</a>	25 mm	155 mm	M8 x 1,25 mm
<a href="#">111TP2728</a>	30 mm	173 mm	M8 x 1 mm
<a href="#">111TP2729</a>	30 mm	189 mm	M8 x 1 mm



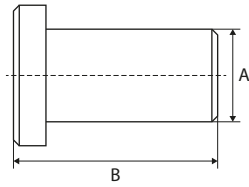
REF	A	B	Info
<a href="#">111TP2730</a>	30/35 mm	203 mm	

REF	A	B	Info
<a href="#">111TP2731</a>	45 mm	126 mm	M16 x 2 mm

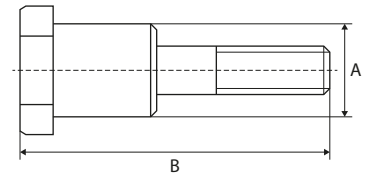
PINS, BUSHINGS & ROLLERSPINS, BUSHINGS & ROLLERS – AXES, BAGUES & GALETS – ACHSEN, BUCHSEN & ROLLEN

## PINS

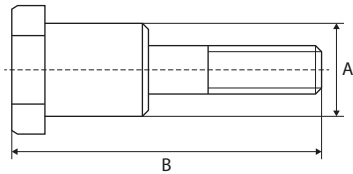
AXES - ACHSEN



REF	A	B	Info
<a href="#"><u>111TP2732</u></a>	25 mm	62 mm	M8 x 1 mm



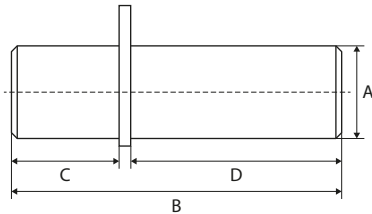
REF	A	B	Info
<a href="#"><u>111TP2733</u></a>	20 mm	76 mm	M8 x 1 mm
<a href="#"><u>111TP2734</u></a>	25 mm	91 mm	M8 x 1,25 mm
<a href="#"><u>111TP2735</u></a>	30 mm	71 mm	M8 x 1,25 mm
<a href="#"><u>111TP2736</u></a>	30 mm	91 mm	M8 x 1 mm
<a href="#"><u>111TP2737</u></a>	35 mm	102 mm	M8 x 1,25 mm
<a href="#"><u>111TP2738</u></a>	35 mm	122 mm	M8 x 1,25 mm



REF	A	B	Info
<a href="#"><u>111TP2739</u></a>	25/30 mm	109 mm	M8 x 1,25 mm



REF	A	B	Info
<a href="#"><u>111TP2740</u></a>	35 mm	210 mm	

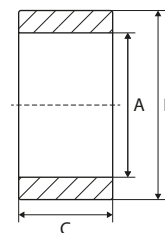
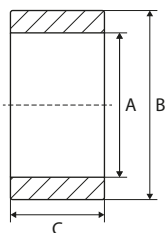


REF	A	B	C	B	Info
<a href="#"><u>111TP2741</u></a>	25 mm	187 mm	84 mm	100 mm	M8 x 1,25 mm
<a href="#"><u>111TP2742</u></a>	25 mm	189 mm	85 mm	99 mm	M8 x 1,25 mm



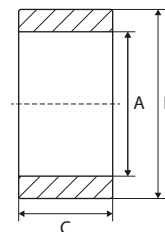
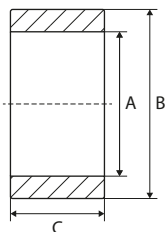
## PLATFORM ROLLERS

GALETS DE TRANSPALETTE – PLATTFORMROLLEN



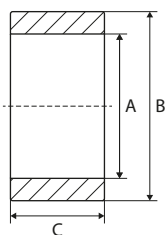
REF	A	B	C
<a href="#">111TP2743</a>	32 mm	75 mm	20 mm
<a href="#">111TP2744</a>	39 mm	75 mm	47 mm
<a href="#">111TP2745</a>	40 mm	98 mm	45 mm

REF	A	B	C
<a href="#">111TP2746</a>	26 mm	74 mm	40 mm
<a href="#">111TP2747</a>	26 mm	75 mm	26 mm
<a href="#">111TP2748</a>	30 mm	74 mm	40 mm
<a href="#">111TP2749</a>	30 mm	100 mm	42 mm
<a href="#">111TP2750</a>	35 mm	100 mm	40 mm



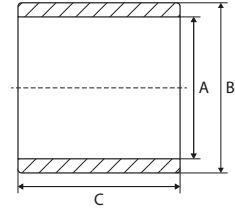
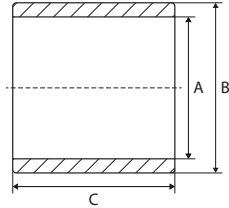
REF	A	B	C	Info
<a href="#">111TP2751</a>	39 mm	100 mm	47 mm	Alu

REF	A	B	C
<a href="#">111TP2752</a>	40,5 mm	115 mm	70 mm



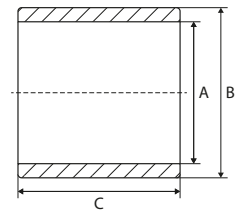
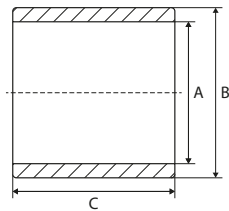
REF	A	B	C
<a href="#">111TP2753</a>	39 mm	75 mm	24 mm

## BUSHINGS BAGUES - BUCHSEN



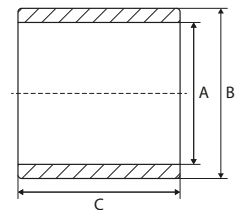
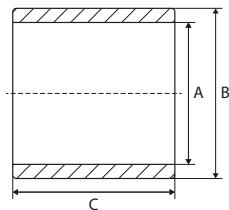
REF	A	B	C	Info
<a href="#">111TP2754</a>	25 mm	30 mm	25 mm	
<a href="#">111TP2755</a>	25 mm	30 mm	30 mm	
<a href="#">111TP2756</a>	30 mm	35 mm	30 mm	
<a href="#">111TP2757</a>	30 mm	35 mm	50 mm	
<a href="#">111TP2758</a>	35 mm	40 mm	30 mm	

REF	A	B	C	Info
<a href="#">111TP2759</a>	15 mm	17 mm	15 mm	DX
<a href="#">111TP2760</a>	20 mm	23 mm	15 mm	DX
<a href="#">111TP2761</a>	20 mm	23 mm	20 mm	DX
<a href="#">111TP2762</a>	20 mm	23 mm	25 mm	DX
<a href="#">111TP2763</a>	25 mm	28 mm	15 mm	DX
<a href="#">111TP2764</a>	25 mm	28 mm	20 mm	DX
<a href="#">111TP2765</a>	25 mm	28 mm	25 mm	DX
<a href="#">111TP2766</a>	25 mm	28 mm	30 mm	DX
<a href="#">111TP2767</a>	30 mm	34 mm	20 mm	DX
<a href="#">111TP2768</a>	30 mm	34 mm	25 mm	DX
<a href="#">111TP2769</a>	30 mm	34 mm	30 mm	DX
<a href="#">111TP2770</a>	30 mm	34 mm	50 mm	DX
<a href="#">111TP2771</a>	35 mm	39 mm	20 mm	DX
<a href="#">111TP2772</a>	35 mm	39 mm	25 mm	DX
<a href="#">111TP2773</a>	35 mm	39 mm	30 mm	DX
<a href="#">111TP2774</a>	35 mm	39 mm	50 mm	DX
<a href="#">111TP2775</a>	40 mm	44 mm	25 mm	DX
<a href="#">111TP2776</a>	40 mm	44 mm	30 mm	DX
<a href="#">111TP2777</a>	45 mm	50 mm	40 mm	DX
<a href="#">111TP2778</a>	45 mm	50 mm	50 mm	DX



REF	A	B	C	Info
<a href="#">111TP2779</a>	30 mm	40 mm	65 mm	

REF	A	B	C	Info
<a href="#">111TP2780</a>	27 mm	30 mm	68 mm	

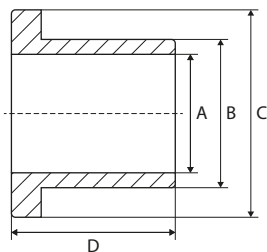


REF	A	B	C	Info
<a href="#">111TP2781</a>	56 mm	69 mm	135 mm	

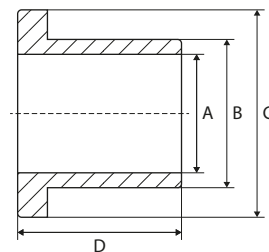
REF	A	B	C	Info
<a href="#">111TP2781</a>	45 mm	56 mm	39 mm	Washer included

## BUSHINGS

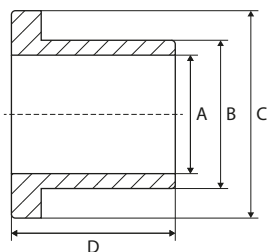
BAGUES – BUCHSEN



REF	A	B	C	D
<a href="#">111TP2783</a>	20 mm	31 mm	39/45 mm	55 mm



REF	A	B	C	D
<a href="#">111TP2784</a>	26 mm	38 mm	44 mm	56 mm



REF	A	B	C	D
<a href="#">111TP2785</a>	30 mm	40 mm	45,5 mm	35 mm

## DISTANCE RINGS

BAGUES D'ÉCARTEMENT – ABSTANDSRINGE



REF	Info
<a href="#">111TP2786</a>	Ø 25/37 x 17 mm
<a href="#">111TP2787</a>	Ø 30/42 x 17 mm
<a href="#">111TP2788</a>	Ø 35/47 x 17 mm



REF	Info
<a href="#">111TP2789</a>	Ø 27,5/40 x 11 mm
<a href="#">111TP2790</a>	Ø 31/43 x 9 mm
<a href="#">111TP2791</a>	Ø 31/44 x 14 mm
<a href="#">111TP2792</a>	Ø 32/44 x 22,5 mm



REF	Info
<a href="#">111TP2793</a>	Ø 25/50 x 7 mm – LM2



REF	Info
<a href="#">111TP2794</a>	Ø 30,5/44,5 x 3 mm – DHSM

## EYE BOLTS

BOULONS À ŒIL - RINGSCHRAUBEN

REF	Info
<a href="#"><u>111TP2795</u></a>	Ø 8 x 70 mm
<a href="#"><u>111TP2796</u></a>	Ø 10 x 70 mm
<a href="#"><u>111TP2797</u></a>	Ø 12 x 70 mm



## SCREWS, NUTS & RINGS

VIS, ÉCROUS & RONDELLES – SCHRAUBEN, MUTTERN & RINGE



REF	Info
<a href="#"><u>111TP2798</u></a>	Ø 35 mm



REF	Info
<a href="#"><u>111TP2799</u></a>	Ø 50 mm



REF	Info
<a href="#"><u>111TP2800</u></a>	Ø 24/38 x 3 mm



REF	Info
<a href="#"><u>111TP2801</u></a>	M10 x 10 mm



REF	Info
<a href="#"><u>111TP2802</u></a>	M8



REF	Info
<a href="#"><u>111TP2803</u></a>	M8 x 75 mm



REF	Info
<a href="#"><u>111TP2804</u></a>	Ø 6 x 20 mm



REF	Info
<a href="#"><u>111TP2805</u></a>	Ø 6 x 22 mm



REF	Info
<a href="#"><u>111TP2806</u></a>	Ø 45 mm



REF	Info
<a href="#"><u>111TP2807</u></a>	1/4"

## SCREWS, NUTS & RINGS

VIS, ÉCROUS & RONDELLES – SCHRAUBEN, MUTTERN & RINGE



REF	Info
<a href="#">111TP2808</a>	M8 x 12 mm
<a href="#">111TP1264</a>	M8 x 16 mm
<a href="#">111TP1265</a>	M10 x 18 mm

REF	Info
<a href="#">111TP1266</a>	M12 x 50 mm
<a href="#">111TP1267</a>	M16 x 30 mm
<a href="#">111TP1268</a>	M16 x 40 mm
<a href="#">111TP1269</a>	M16 x 80 mm



REF	Info
<a href="#">111TP1270</a>	M8 x 75 mm
<a href="#">111TP1271</a>	M10 x 75 mm
<a href="#">111TP1344</a>	M14 x 150 mm
<a href="#">111TP1272</a>	M14 x 180 mm
<a href="#">111TP1273</a>	M14 x 230 mm
<a href="#">111TP1274</a>	M16 x 75 mm
<a href="#">111TP1275</a>	M16 x 150 mm
<a href="#">111TP1276</a>	M16 x 155 mm

REF	Info
<a href="#">111TP1277</a>	M6 x 80 mm
<a href="#">111TP1278</a>	M8 x 30 mm
<a href="#">111TP1279</a>	M8 x 60 mm
<a href="#">111TP1280</a>	M16 x 45 mm
<a href="#">111TP1281</a>	M20 x 50 mm



REF	Info
<a href="#">111TP1282</a>	M8 x 12 mm
<a href="#">111TP1283</a>	M10 x 20 mm

REF	Info
<a href="#">111TP1284</a>	M6 x 12 mm
<a href="#">111TP1285</a>	M6 x 16 mm
<a href="#">111TP1286</a>	M12 x 30 mm

## SCREWS, NUTS & RINGS

VIS, ÉCROUS & RONDELLES – SCHRAUBEN, MUTTERN & RINGE



REF	Info
<a href="#">111TP1287</a>	M8 x 20 mm
<a href="#">111TP1288</a>	M8 x 25 mm
<a href="#">111TP1289</a>	M8 x 30 mm
<a href="#">111TP1290</a>	M12 x 25 mm
<a href="#">111TP1291</a>	M12 x 45 mm

REF	Info
<a href="#">111TP1306</a>	M6 x 45 mm
<a href="#">111TP1342</a>	M8 x 80 mm
<a href="#">111TP1307</a>	M8 x 90 mm
<a href="#">111TP1308</a>	M10 x 80 mm



REF	Info
<a href="#">111TP1292</a>	M3
<a href="#">111TP1293</a>	M5
<a href="#">111TP1294</a>	M6
<a href="#">111TP1295</a>	M8
<a href="#">111TP1296</a>	M10
<a href="#">111TP1297</a>	M12
<a href="#">111TP1298</a>	M14
<a href="#">111TP1299</a>	M16
<a href="#">111TP1300</a>	M20

REF	Info
<a href="#">111TP1309</a>	Ø 25 mm
<a href="#">111TP1310</a>	Ø 28 mm
<a href="#">111TP1311</a>	Ø 30 mm
<a href="#">111TP1312</a>	Ø 35 mm
<a href="#">111TP1314</a>	Ø 39 mm
<a href="#">111TP1313</a>	Ø 40 mm



REF	Info
<a href="#">111TP1301</a>	Ø 6 mm
<a href="#">111TP1302</a>	Ø 8 mm
<a href="#">111TP1303</a>	Ø 24 mm

REF	Info
<a href="#">111TP1315</a>	M6
<a href="#">111TP1316</a>	M8
<a href="#">111TP1343</a>	M16

## SCREWS, NUTS & RINGS

VIS, ÉCROUS & RONDELLES – SCHRAUBEN, MUTTERN & RINGE



REF	Info
<a href="#"><u>111TP1304</u></a>	Ø 6 x 16 mm
<a href="#"><u>111TP1305</u></a>	Ø 8 x 60 mm

REF	Info
<a href="#"><u>111TP2809</u></a>	M20 x 2,5 mm – 1000 mm



REF	Info
<a href="#"><u>111TP2810</u></a>	M12

## ROLL STOPS & PARTS

BUTÉES DE ROUES & ACCESSOIRES – ABROLLSICHERUNGEN & ERSATZTEILE



REF	Info
<a href="#"><u>111TP2811</u></a>	225 mm – left

REF	Info
<a href="#"><u>111TP2812</u></a>	225 mm – right



REF	Info
<a href="#"><u>111TP2813</u></a>	1010 mm – left

REF	Info
<a href="#"><u>111TP2814</u></a>	1010 mm – right



## ROLL STOPS & PARTS

BUTÉES DE ROUES & ACCESSOIRES – ABROLLSICHERUNGEN & ERSATZTEILE



REF	Info
<a href="#"><u>111TP2815</u></a>	35 x 80 mm



REF	Info
<a href="#"><u>111TP2816</u></a>	Ø 16 x 70 mm



REF	Info
<a href="#"><u>111TP2817</u></a>	38 x 10 x NN – length on demand



REF	Info
<a href="#"><u>111TP2818</u></a>	M8 x 40 mm



REF	Info
<a href="#"><u>111TP2820</u></a>	1010 mm – left



REF	Info
<a href="#"><u>111TP2819</u></a>	1010 mm – right



REF	Info
<a href="#"><u>111TP2822</u></a>	1025 mm – left



REF	Info
<a href="#"><u>111TP2821</u></a>	1025 mm – right

## SPRINGS & GAS SPRINGS

RESSORTS & VÉRINS À GAZ – FEDERN & GASDRUCKFEDERN



REF	Info
<a href="#">111TP2823</a>	80 x 41 mm – Ø 4,5 mm



REF	Info
<a href="#">111TP2824</a>	Ø 50 x 220 mm – Ø 8 mm



REF	Info
<a href="#">111TP2825</a>	Ø 55 x 220 mm – Ø 8 mm



REF	Info
<a href="#">111TP2826</a>	Ø 64 mm – Ø 12 mm



REF	Info
<a href="#">111TP2827</a>	1385 mm – Ø 12 mm



REF	Info
<a href="#">111TP2828</a>	1390 mm – Ø 13 mm



REF	Info
<a href="#">111TP2829</a>	Ø 45 x 530 mm – Ø 10,3 mm



REF	Info
<a href="#">111TP2830</a>	44 x 85 mm – Ø 5 mm

## SPRINGS & GAS SPRINGS RESSORTS & VÉRINS À GAZ – FEDERN & GASDRUCKFEDERN



REF	Info
<a href="#"><u>111TP2831</u></a>	Ø 48 x 250 mm – 5,5 mm – LSK/SKM

REF	Info
<a href="#"><u>111TP2832</u></a>	Ø 60 mm



REF	Info
<a href="#"><u>111TP2833</u></a>	Ø 12 x 85 mm – left

REF	Info
<a href="#"><u>111TP2834</u></a>	Ø 12 x 85 mm – right



REF	Info
<a href="#"><u>111TP2835</u></a>	Ø 11 x 77 mm – left

REF	Info
<a href="#"><u>111TP2836</u></a>	Ø 11 x 77 mm – right



REF	Info
<a href="#"><u>111TP2837</u></a>	Ø 11 x 77 mm – right

REF	Info
<a href="#"><u>111TP2838</u></a>	1500 Nw

## BUMPERS & BUFFERS

PARE-CHOCS & BUTOIRS – STOSSDÄMPFER & -PUFFER



REF	Info
<a href="#">111TP2839</a>	85 x 92 mm – end stop – steel



REF	Info
<a href="#">111TP2840</a>	Ø 30 x 30 x 20 mm – M8



REF	Info
<a href="#">111TP2841</a>	33,4 x 69 x 56 mm



REF	Info
<a href="#">111TP2842</a>	Ø 91 mm – M8 – DH-SM



REF	Info
<a href="#">111TP2843</a>	85 x 92 mm – end stop – steel



REF	Info
<a href="#">111TP2844</a>	67 x 70 mm – end stop – alu



REF	Info
<a href="#">111TP2845</a>	AL207/AL208 – end stop



REF	Info
<a href="#">111TP2846</a>	58 x 85 mm – used for REF <a href="#">111TP2843</a>

## BUMPERS & BUFFERS

PARE-CHOCS & BUTOIRS – STOSSDÄMPFER & -PUFFER



REF	Info
<a href="#"><u>111TP2847</u></a>	SMR



REF	Info
<a href="#"><u>111TP2848</u></a>	Ø 50 x 30 mm



REF	Info
<a href="#"><u>111TP2849</u></a>	125 x 40 x 45 mm




REF	Info
<a href="#"><u>111TP2850</u></a>	200 x 48 x 35 mm



REF	Info
<a href="#"><u>111TP2908</u></a>	200 x 125/98 mm – 3 x Ø 15 mm

## SLIDER BLOCKS, ROLLERS & WEAR PLATES

BLOCS DE DÉFILEMENT, GALETS & PLAQUES D'USURE – GLEITBLÖCKE, LAUFROLLEN & VERSCHLEISSPLATTEN



REF	Info
<a href="#"><u>111TP2851</u></a>	148 x 85 x 26 mm



REF	Info
<a href="#"><u>111TP2852</u></a>	148 x 85 x 26 mm



REF	Info
<a href="#"><u>111TP2853</u></a>	Ø 27,7 x 30,7 x 69 mm



REF	Info
<a href="#"><u>111TP2854</u></a>	Ø 86 mm – DH-V



REF	Info
<a href="#"><u>111TP2855</u></a>	Ø 87 mm – DH-SM



REF	Info
<a href="#"><u>111TP2856</u></a>	Ø 40/85 x 27 mm

## CAPS

BOUCHONS – DECKEL



REF	Info
<a href="#">111TP2857</a>	70 x 80 mm
<a href="#">111TP2858</a>	100 x 100 mm
<a href="#">111TP2859</a>	120 x 120 mm
<a href="#">111TP2860</a>	150 x 150 mm
<a href="#">111TP2861</a>	180 x 180 mm

REF	Info
<a href="#">111TP2864</a>	100 x 50 mm



REF	Info
<a href="#">111TP2862</a>	100 x 100 mm – left

REF	Info
<a href="#">111TP2863</a>	100 x 100 mm – right



REF	Info
<a href="#">111TP2865</a>	100 x 50 mm – left

REF	Info
<a href="#">111TP2866</a>	100 x 50 mm – right



REF	Info
<a href="#">111TP2867</a>	100 x 80 mm

REF	Info
<a href="#">111TP2868</a>	90 x 136 mm

## CAPS

BOUCHONS – DECKEL



REF	Info
<a href="#">111TP2869</a>	Ø 100 mm

## PLATFORM PARTS

PIÈCES DE PLATEFORME – PLATTFORMERSATZTEILE



REF	Info
<a href="#">111TP2870</a>	Ø 56 x 650 mm



REF	Info
<a href="#">111TP2871</a>	680 mm




REF	Info
<a href="#">111TP2872</a>	730 mm – left



REF	Info
<a href="#">111TP2873</a>	730 mm – right



REF	Info
<a href="#">111TP2874</a>	730 mm – left + right




REF	Info
<a href="#">111TP2875</a>	100 x 100 x 2450 mm




## PLATFORM PARTS

PIÈCES DE PLATEFORME – PLATTFORMERSATZTEILE

MECHANICAL PARTS – PIÈCES MÉCANIQUES – MECHANISCHE ERSTATZTEILE



REF	Info
<a href="#"><u>111TP2876</u></a>	100 x 50 x 2000



REF	Info
<a href="#"><u>111TP2877</u></a>	52 x 57 x 1000 mm



REF	Info
<a href="#"><u>111TP2878</u></a>	1250 x 40 mm



REF	Info
<a href="#"><u>111TP2879</u></a>	1450 x 40 mm



REF	Info
<a href="#"><u>111TP2880</u></a>	50 mm – sold per metre




REF	Info
<a href="#"><u>111TP2881</u></a>	1750 mm



REF	Info
<a href="#"><u>111TP2882</u></a>	25 x 6,5 mm – sold per metre



REF	Info
<a href="#"><u>111TP2883</u></a>	Standard – LM3



REF	Info
<a href="#"><u>111TP2884</u></a>	± 245 x 270 x 80 mm – left



REF	Info
<a href="#"><u>111TP2885</u></a>	± 245 x 270 x 80 mm – right

## PLATFORM PARTS

PIÈCES DE PLATEFORME – PLATTFORMERSATZTEILE



REF	Info
<a href="#"><u>111TP2886</u></a>	DKC1100



REF	Info
<a href="#"><u>111TP2887</u></a>	435 mm – left



REF	Info
<a href="#"><u>111TP2888</u></a>	435 mm – right



REF	Info
<a href="#"><u>111TP2889</u></a>	Left



REF	Info
<a href="#"><u>111TP2890</u></a>	Right



REF	Info
<a href="#"><u>111TP2892</u></a>	Ø 140 mm – 166 cc – left – without hole
<a href="#"><u>111TP5130</u></a>	Ø 140 mm – 160 cc – right – without hole



REF	Info
<a href="#"><u>111TP2891</u></a>	Ø 140 mm – 160 cc – right – with hole
<a href="#"><u>111TP5131</u></a>	Ø 140 mm – 166 cc – left – with hole



REF	Info
<a href="#"><u>111TP2894</u></a>	± 653 x 172 mm – 180 cc – left – without hole



REF	Info
<a href="#"><u>111TP2893</u></a>	± 653 x 172 mm – 180 cc – right – with hole

## PLATFORM PARTS

PIÈCES DE PLATEFORME – PLATTFORMERSATZTEILE



REF	Info
<a href="#"><u>111TP2895</u></a>	LM2 – left



REF	Info
<a href="#"><u>111TP2896</u></a>	LM2 – right



REF	Info
<a href="#"><u>111TP2897</u></a>	LM40 – left



REF	Info
<a href="#"><u>111TP2898</u></a>	LM40 – right



REF	Info
<a href="#"><u>111TP2899</u></a>	LM42 – left



REF	Info
<a href="#"><u>111TP2900</u></a>	LM42 – right



REF	Info
<a href="#"><u>111TP2901</u></a>	190 x 177 x 63 mm – M20 x 2,5 mm



REF	Info
<a href="#"><u>111TP2902</u></a>	Alu – with bushings



REF	Info
<a href="#"><u>111TP2903</u></a>	Ø 12 mm



REF	Info
<a href="#"><u>111TP2904</u></a>	166 x 121 mm

## PLATFORM PARTS

PIÈCES DE PLATEFORME – PLATTFORMERSATZTEILE



REF	Info
<a href="#">111TP2905</a>	Alu



REF	Info
<a href="#">111TP2906</a>	2100 mm – SMR



REF	Info
<a href="#">111TP2907</a>	Ø 27 x 2000 mm



REF	Info
<a href="#">111TP2929</a>	1195 mm



REF	Info
<a href="#">111TP2909</a>	Steel



REF	Info
<a href="#">111TP2910</a>	LM20/LM50



REF	Info
<a href="#">111TP2911</a>	LM6 – set
<a href="#">111TP2912</a>	LM6 – left
<a href="#">111TP2913</a>	LM6 – right



REF	Info
<a href="#">111TP2914</a>	LM4 – set
<a href="#">111TP2915</a>	LM4 – left
<a href="#">111TP2916</a>	LM4 – right



REF	Info
<a href="#">111TP2917</a>	



REF	Info
<a href="#">111TP2918</a>	Ø 40 x 5 mm

## PLATFORM PARTS

PIÈCES DE PLATEFORME – PLATTFORMERSATZTEILE



REF	Info
<a href="#"><u>111TP2919</u></a>	1500 mm – SM80



REF	Info
<a href="#"><u>111TP2920</u></a>	1900 mm – SM80



REF	Info
<a href="#"><u>111TP2921</u></a>	102 mm – male



REF	Info
<a href="#"><u>111TP2922</u></a>	102 mm – female




REF	Info
<a href="#"><u>111TP2923</u></a>	Sold per metre



REF	Info
<a href="#"><u>111TP2924</u></a>	55 mm – 2600 mm



REF	Info
<a href="#"><u>111TP2925</u></a>	38 x 19,7 x 3,5 mm – sold per metre



REF	Info
<a href="#"><u>111TP2926</u></a>	Ø 55 mm – M14 x 2 mm



REF	Info
<a href="#"><u>111TP2927</u></a>	DK/DKD




REF	Info
<a href="#"><u>111TP2928</u></a>	Ø 5,5 mm – 32,5 x 15 x 2 mm

## PLATFORM PARTS

PIÈCES DE PLATEFORME – PLATTFORMERSATZTEILE



REF	Info
<a href="#"><u>111TP1319</u></a>	§ 53b Abs. 5 StVZO TÜV/CE with certificate – 250 x 400 mm



REF	Info
<a href="#"><u>111TP1320</u></a>	§ 53b Abs. 5 StVZO TÜV/CE without certificate – 250 x 400 mm



REF	Info
<a href="#"><u>111TP2930</u></a>	200 x 300 mm



REF	Info
<a href="#"><u>111TP5012</u></a>	400 x 300 mm

## REFLECTOR TAPE

BANDE RÉFLÉCHISSANTE – REFLEKTIONS BAND



REF	Info
<a href="#"><u>111TP2932</u></a>	30 x 3000 mm (L + R)

## PLATFORM PARTS

PIÈCES DE PLATEFORME – PLATTFORMERSATZTEILE



REF	Info
<a href="#"><u>111TP2934</u></a>	DH-SM



REF	Info
<a href="#"><u>111TP2935</u></a>	DH-SM



REF	Info
<a href="#"><u>111TP2936</u></a>	M8 x 1,25



REF	Info
<a href="#"><u>111TP2937</u></a>	Alu



REF	Info
<a href="#"><u>111TP2938</u></a>	Alu



REF	Info
<a href="#"><u>111TP2939</u></a>	Alu



REF	Info
<a href="#"><u>111TP2940</u></a>	L: 350 mm



REF	Info
<a href="#"><u>111TP2941</u></a>	DH-SM



REF	Info
<a href="#"><u>111TP2942</u></a>	SM 2004-...

## GREASE FITTINGS & CAPS

RACCORDS DE GRAISSAGE & BOUCHONS – SCHMIERNIPPEL & SCHUTZKAPPEN



REF	Info
<a href="#"><u>111TP2943</u></a>	M6 x 1 mm – 180°



REF	Info
<a href="#"><u>111TP2944</u></a>	M8 x 1 mm – 180°



REF	Info
<a href="#"><u>111TP2945</u></a>	M6



## CONTROLLERS COMMANDES – BEDIENUNGEN



REF	Info
<a href="#"><u>111TP2946</u></a>	± 115 x 65 mm



REF	Info
<a href="#"><u>111TP2947</u></a>	± 124 x 36 x 59 mm



REF	Info
<a href="#"><u>111TP2948</u></a>	± 155 x 35 x 70 mm



REF	Info
<a href="#"><u>111TP2949</u></a>	Housing only



REF	Info
<a href="#"><u>111TP2950</u></a>	Button switch for cooled trailer



REF	Info
<a href="#"><u>111TP2951</u></a>	With heating cable – 24 V



REF	Info
<a href="#"><u>111TP2952</u></a>	12–24 V



REF	Info
<a href="#"><u>111TP2953</u></a>	Used for REF <a href="#"><u>111TP2952</u></a>



REF	Info
<a href="#"><u>111TP2954</u></a>	12–24 V



REF	Info
<a href="#"><u>111TP2955</u></a>	Used for REF <a href="#"><u>111TP2954</u></a>

JOYSTICKS

LEVIERS DE COMMANDE – JOYSTICKS



REF	Info
<a href="#"><u>111TP2957</u></a>	8 x NO



REF	Info
<a href="#"><u>111TP2958</u></a>	Ø 32,5 mm – without contacts



REF	Info
<a href="#"><u>111TP2959</u></a>	8 x NO



REF	Info
<a href="#"><u>111TP2960</u></a>	8 x NO



REF	Info
<a href="#"><u>111TP2961</u></a>	> 2010



REF	Info
<a href="#"><u>111TP2962</u></a>	Universal



REF	Info
<a href="#"><u>111TP2963</u></a>	> 2008

## ROTARY/PUSH SWITCHES & PARTS

INTERRUPTEURS ROTATIFS/POUSSOIRS & ACCESSOIRES – DREH-/DRUCKSCHALTER & ERSATZTEILE



REF	Info
<a href="#"><u>111TP2964</u></a>	O-II



REF	Info
<a href="#"><u>111TP2965</u></a>	I-O-I



REF	Info
<a href="#"><u>111TP2966</u></a>	II-O-I



REF	Info
<a href="#"><u>111TP2967</u></a>	I-O-I



REF	Info
<a href="#"><u>111TP2968</u></a>	II-O-I



REF	Info
<a href="#"><u>111TP2969</u></a>	I-O-I



REF	Info
<a href="#"><u>111TP2970</u></a>	O-I



REF	Info
<a href="#"><u>111TP2971</u></a>	II-O-I



REF	Info
<a href="#"><u>111TP2972</u></a>	I-O-I



REF	Info
<a href="#"><u>111TP2973</u></a>	II-O-I

SWITCHES & CONTROLLERS – INTERRUPTEURS & COMMANDES – SCHALTER & BEDIENUNGEN

## ROTARY/PUSH SWITCHES & PARTS

INTERRUPTEURS ROTATIFS/POUSSOIRS & ACCESSOIRES – DREH-/DRUCKSCHALTER & ERSATZTEILE



REF	Info
<a href="#">111TP2974</a>	II-O-I – 2 x NO



REF	Info
<a href="#">111TP2975</a>	I-O-I – 4 x NO



REF	Info
<a href="#">111TP2976</a>	TM



REF	Info
<a href="#">111TP2977</a>	TM



REF	Info
<a href="#">111TP2978</a>	1 x NO



REF	Info
<a href="#">111TP2979</a>	2 x NO



REF	Info
<a href="#">111TP2980</a>	TM



REF	Info
<a href="#">111TP2981</a>	

## FOOT CONTROLLERS & PARTS

COMMANDES AU PIED & ACCESSOIRES – FUSSSCHALTER & ERSATZTEILE



REF	Info
<a href="#"><u>111TP2984</u></a>	Ø 87,5 x 46,5 mm



REF	Info
<a href="#"><u>111TP5013</u></a>	Ø 46 x 12 mm



REF	Info
<a href="#"><u>111TP2986</u></a>	Foot control – 1993–1996 – up/down



REF	Info
<a href="#"><u>111TP2987</u></a>	Ø 29 mm



REF	Info
<a href="#"><u>111TP5132</u></a>	< 2010 – alu



REF	Info
<a href="#"><u>111TP2985</u></a>	4 x Ø 48 mm – 425 x 72 mm



REF	Info
<a href="#"><u>111TP2989</u></a>	2007–... – 465 x 75 mm



REF	Info
<a href="#"><u>111TP2990</u></a>	...–2010 – alu – 530 x 100mm

## FOOT CONTROLLERS & PARTS

COMMANDES AU PIED & ACCESSOIRES – FUSSSCHALTER & ERSATZTEILE



REF	Info
<a href="#">111TP2991</a>	100 x 450 mm



REF	Info
<a href="#">111TP2992</a>	74 x 460 mm – 5000 mm



REF	Info
<a href="#">111TP2993</a>	...-2010 – 38 x 37 mm



REF	Info
<a href="#">111TP2994</a>	2 x Ø 4 mm



REF	Info
<a href="#">111TP2995</a>	Ø 40,5/61,5 mm – M4 x 8 mm



REF	Info
<a href="#">111TP2996</a>	24 x 34 x 61 mm



REF	Info
<a href="#">111TP2997</a>	40 x 39 mm – 2 x Ø 4 mm



REF	Info
<a href="#">111TP2998</a>	TM

## CONTACT ELEMENTS

BLOCS DE CONTACT – KONTAKTELEMENTE



REF	Info
<a href="#"><u>111TP2999</u></a>	1 x NO



REF	Info
<a href="#"><u>111TP3000</u></a>	1 x NC



REF	Info
<a href="#"><u>111TP3001</u></a>	2 x NO



REF	Info
<a href="#"><u>111TP3002</u></a>	2 x NC



REF	Info
<a href="#"><u>111TP3003</u></a>	1 x NO – 1 x NC



REF	Info
<a href="#"><u>111TP3004</u></a>	1 x NO



REF	Info
<a href="#"><u>111TP3005</u></a>	2 x NO



REF	Info
<a href="#"><u>111TP3006</u></a>	4 x NO



REF	Info
<a href="#"><u>111TP3007</u></a>	1 x NO



REF	Info
<a href="#"><u>111TP3008</u></a>	1 x NC

## CONTACT ELEMENTS

BLOCS DE CONTACT – KONTAKTELEMENTE



REF	Info
<a href="#"><u>111TP3009</u></a>	1 x NO



REF	Info
<a href="#"><u>111TP3010</u></a>	1 x NC



REF	Info
<a href="#"><u>111TP3011</u></a>	EAO




REF	Info
<a href="#"><u>111TP3012</u></a>	1 x NO



REF	Info
<a href="#"><u>111TP3013</u></a>	1 x NO – 1 x NC



REF	Info
<a href="#"><u>111TP3014</u></a>	2 x NO



REF	Info
<a href="#"><u>111TP3015</u></a>	3 x NO



REF	Info
<a href="#"><u>111TP3016</u></a>	Ø 30 mm



REF	Info
<a href="#"><u>111TP3017</u></a>	IP67



## BATTERY/EMERGENCY SWITCHES & PARTS

COUPE BATTERIE/INTERRUPTEURS D'ARRÊT D'URGENCE & ACCESSOIRES – BATTERIE-/NOTSTOPPSCHALTER & ERSATZTEILE



REF	Info
<a href="#"><u>111TP3018</u></a>	100 A – 500 A – 5 sec



REF	Info
<a href="#"><u>111TP3019</u></a>	150 A – 1000 A – 5 sec



REF	Info
<a href="#"><u>111TP3020</u></a>	Two functions



REF	Info
<a href="#"><u>111TP3021</u></a>	Single function



REF	Info
<a href="#"><u>111TP3022</u></a>	



REF	Info
<a href="#"><u>111TP3023</u></a>	200 A



REF	Info
<a href="#"><u>111TP3024</u></a>	Two functions



REF	Info
<a href="#"><u>111TP3025</u></a>	200 A

SWITCHES & CONTROLLERS – INTERRUPTEURS & COMMANDES – SCHALTER & BEDIENTUNGEN

## LIMIT/MICRO SWITCHES

INTERRUPTEURS DE FIN DE COURSE/MICRORUPTEURS – END-/MIKROSCHALTER



REF	Info
<a href="#"><u>111TP3026</u></a>	NO/NO



REF	Info
<a href="#"><u>111TP3027</u></a>	NO/NC



REF	Info
<a href="#"><u>111TP3028</u></a>	Ø 50 mm



REF	Info
<a href="#"><u>111TP3029</u></a>	TM



REF	Info
<a href="#"><u>111TP3030</u></a>	5 A – 250 V – IP67



REF	Info
<a href="#"><u>111TP3031</u></a>	1,5 A – 1030 mm



REF	Info
<a href="#"><u>111TP2982</u></a>	For 1 x REF <a href="#"><u>111TP3030</u></a>



REF	Info
<a href="#"><u>111TP2983</u></a>	For 2 x REF <a href="#"><u>111TP3030</u></a>

## CONTROL BOXES & PARTS

BOÎTIERS DE CONTRÔLE & ACCESSOIRES – BEDIENKÄSTEN & ERSATZTEILE



REF	Info
<a href="#"><u>111TP3032</u></a>	Complete



REF	Info
<a href="#"><u>111TP3058</u></a>	350 x 180 x 180 mm



REF	Info
<a href="#"><u>111TP3033</u></a>	315 x 240 x 140 mm



REF	Info
<a href="#"><u>111TP3034</u></a>	PVC – 330 x 185 x 170 mm



REF	Info
<a href="#"><u>111TP3035</u></a>	310 x 154 x 130 mm



REF	Info
<a href="#"><u>111TP3036</u></a>	2002 – 308 x 170 x 157 mm



REF	Info
<a href="#"><u>111TP3037</u></a>	2002 – 301 x 145 x 147 mm



REF	Info
<a href="#"><u>111TP3038</u></a>	



REF	Info
<a href="#"><u>111TP3039</u></a>	390 x 320 x 315 mm



REF	Info
<a href="#"><u>111TP3040</u></a>	639 x 242 mm – alu

SWITCHES & CONTROLLERS – INTERRUPTEURS & COMMANDES – SCHALTER & BEDIENUNGEN

## CONTROL BOXES & PARTS

BOÎTIERS DE CONTRÔLE & ACCESSOIRES – BEDIENKÄSTEN & ERSATZTEILE



REF	Info
<a href="#"><u>111TP3041</u></a>	238 x 241 mm



REF	Info
<a href="#"><u>111TP3042</u></a>	315 x 240 mm



REF	Info
<a href="#"><u>111TP3043</u></a>	± 327 mm



REF	Info
<a href="#"><u>111TP3044</u></a>	2002-...



REF	Info
<a href="#"><u>111TP3045</u></a>	2008-...



REF	Info
<a href="#"><u>111TP3046</u></a>	2002-...



REF	Info
<a href="#"><u>111TP3047</u></a>	



REF	Info
<a href="#"><u>111TP3048</u></a>	2008-...



REF	Info
<a href="#"><u>111TP3049</u></a>	...-2010



REF	Info
<a href="#"><u>111TP3050</u></a>	2002-...

## CONTROL BOXES & PARTS

BOÎTIERS DE CONTRÔLE & ACCESSOIRES – BEDIENKÄSTEN & ERSATZTEILE



REF	Info
<a href="#"><u>111TP3051</u></a>	75 x 113 x 306 mm



REF	Info
<a href="#"><u>111TP3052</u></a>	Lock PVC cover – 300 mm



REF	Info
<a href="#"><u>111TP3053</u></a>	Lock complete – 1992–1995



REF	Info
<a href="#"><u>111TP3054</u></a>	101 x 18 x 10 mm – 2 x Ø 5 mm



REF	Info
<a href="#"><u>111TP3055</u></a>	Use on PVC cover – 300 mm



REF	Info
<a href="#"><u>111TP3056</u></a>	



REF	Info
<a href="#"><u>111TP3057</u></a>	208–... – 311 x 111 mm

## SPIRAL CABLES

CÂBLES SPIRALÉS – SPIRALKABEL



REF	Info
<a href="#"><u>111TP3059</u></a>	47 x 31 x 34 mm

## FOOT CONTROLLERS & PARTS

COMMANDES AU PIED & ACCESSOIRES – FUSSSCHALTER & ERSATZTEILE



REF	Info
<a href="#"><u>111TP3060</u></a>	250 V – 5 A – IP66 – 500 mm



REF	Info
<a href="#"><u>111TP3061</u></a>	250 V – 4 A – 500 mm



REF	Info
<a href="#"><u>111TP3062</u></a>	TM 2008–...



REF	Info
<a href="#"><u>111TP3063</u></a>	TM 2008–... – set

## ATLAS CONTROLLERS COMMANDES ATLAS – ATLAS BEDIENUNGEN



REF	Info
<a href="#"><u>111TP3064</u></a>	Extreme specific – 2 buttons 12–24 V – 5 A – IP67 – IK09



REF	Info
<a href="#"><u>111TP3179</u></a>	Extreme specific – 3 buttons 12–24 V – 5 A – IP67 – IK09



REF	Info
<a href="#"><u>111TP3066</u></a>	Evolution – 2 buttons 12–24 V – IP67 – IK09



REF	Info
<a href="#"><u>111TP3067</u></a>	Evolution – 3 buttons 12–24 V – IP67 – IK09



REF	Info
<a href="#"><u>111TP3068</u></a>	Extreme universal – 2 buttons 12–24 V – 500 mA – IP67 – IK09 programmable



REF	Info
<a href="#"><u>111TP3178</u></a>	Extreme universal – 3 buttons 12–24 V – 500 mA – IP67 – IK09 programmable

See also chapter 15 – Accessories for more Atlas controllers.

## VARIOUS CONTROLLER PARTS

DIVERSES PIÈCES DE COMMANDE – WEITERE BEDIENUNG-ERSATZTEILE



REF	Info
<a href="#"><u>111TP3069</u></a>	125 x 80 x 60 mm



REF	Info
<a href="#"><u>111TP3072</u></a>	53 x 52 x 129 mm



REF	Info
<a href="#"><u>111TP3071</u></a>	



REF	Info
<a href="#"><u>111TP3070</u></a>	40 x 30 x 10,8 mm



REF	Info
<a href="#"><u>111TP3073</u></a>	Ø 28/32 mm – 16 mm



REF	Info
<a href="#"><u>111TP3074</u></a>	Ø 18 x 14 mm



REF	Info
<a href="#"><u>111TP3075</u></a>	250 V – 5 A – IP66 – 500 mm



REF	Info
<a href="#"><u>111TP3076</u></a>	Ø 30 mm



REF	Info
<a href="#"><u>111TP3078</u></a>	50 mm



## BATTERY CABLES

CÂBLES DE BATTERIE – BATTERIEKABEL



REF	Info
-----	------

[111TP3079](#) 25 mm<sup>2</sup>

REF	Info
-----	------

[111TP3080](#) Ø 35 mm<sup>2</sup> – sold per metre

[111TP3081](#) Ø 35 mm<sup>2</sup> – 9 metre

[111TP3082](#) Ø 35 mm<sup>2</sup> – 18 metre

[111TP1054](#) Ø 35 mm<sup>2</sup> – 25 metre



REF	Info
-----	------

[111TP3083](#) Ø 50 mm<sup>2</sup> – sold per metre

[111TP1055](#) Ø 50 mm<sup>2</sup> – 25 metre

## KOSTAL CABLES

CÂBLES KOSTAL – KOSTALKABEL



REF	Info
-----	------

[111TP5133](#) M24–M27 – 4000 mm

REF	Info
-----	------

[111TP3087](#) M24 x 1 mm

## SPIRAL CABLES

CÂBLES SPIRALÉS – SPIRALKABEL



REF	Info
<a href="#"><u>111TP3088</u></a>	2500 mm – 5 x 0,75 mm – Ø 15/29 mm




REF	Info
<a href="#"><u>111TP3089</u></a>	4500 mm – 4 x 0,75 mm – Ø 14/25 mm




REF	Info
<a href="#"><u>111TP3090</u></a>	2500 mm – 7 x 0,75 mm – Ø 15/30 mm

## CABLES & PARTS

CÂBLES DE BATTERIE – KABEL & ERSATZTEILE




REF	Info
<a href="#"><u>111TP3091</u></a>	3 x 1 mm <sup>2</sup> – sold per metre



REF	Info
<a href="#"><u>111TP3092</u></a>	4 x 1 mm <sup>2</sup> – sold per metre



REF	Info
<a href="#"><u>111TP3093</u></a>	5 x 1 mm <sup>2</sup> – sold per metre



REF	Info
<a href="#"><u>111TP3094</u></a>	9 x 1 mm <sup>2</sup> – sold per metre



REF	Info
<a href="#"><u>111TP5014</u></a>	Heating wire for REF <a href="#"><u>111TP2951</u></a> – 12 V
<a href="#"><u>111TP3095</u></a>	Heating cable for REF <a href="#"><u>111TP2951</u></a> – 24 V – 3,51 W

## CONNECTORS & PARTS

CONNECTEURS & ACCESSOIRES – STECKER & ERSATZTEILE



REF	Info
<a href="#"><u>111TP3097</u></a>	35 mm <sup>2</sup> – 160 A – SBE160



REF	Info
<a href="#"><u>111TP3098</u></a>	50 mm <sup>2</sup> – 175 A – SB175



REF	Info
<a href="#"><u>111TP3099</u></a>	70 mm <sup>2</sup> – 350 A – SBX350



REF	Info
<a href="#"><u>111TP3100</u></a>	250 A



REF	Info
<a href="#"><u>111TP3101</u></a>	250 A



REF	Info
<a href="#"><u>111TP3102</u></a>	220 V – 400 mm



REF	Info
<a href="#"><u>111TP3103</u></a>	220 V



REF	Info
<a href="#"><u>111TP3104</u></a>	7 pole – DIN 72577 – ISO 1724



REF	Info
<a href="#"><u>111TP3105</u></a>	7 pole – DIN 72577 – ISO 1724



REF	Info
<a href="#"><u>111TP3106</u></a>	Hirschmann (GSA)

## FLASHLIGHTS & PARTS

LAMPES TORCHES & ACCESSOIRES – BLINKLEUCHTEN & ERSATZTEILE



REF	Info
<a href="#"><u>111TP3107</u></a>	12-24 V – LED




REF	Info
<a href="#"><u>111TP3108</u></a>	Ø 64 x 42 mm



REF	Info
<a href="#"><u>111TP1503</u></a>	20° – IP68




REF	Info
<a href="#"><u>111TP1504</u></a>	Used for REF <a href="#"><u>111TP1503</u></a>



REF	Info
<a href="#"><u>111TP3109</u></a>	120 x 45 mm – DHV

## CIRCUIT BOARDS/CONTROLLERS

CIRCUITS IMPRIMÉS/COMMANDES – LEITERPLATTEN/BEDIENUNGEN



REF	Info
<a href="#"><u>111TP3110</u></a>	1992–...



REF	Info
<a href="#"><u>111TP3111</u></a>	1992–...



REF	Info
<a href="#"><u>111TP3112</u></a>	Used for E122



REF	Info
<a href="#"><u>111TP3113</u></a>	Complete DH-SM

## CABLE SHOES & BATTERY CLAMPS

CONNECTEURS & PINCES DE BATTERIE – KABELSCHUHE & BATTERIEKLAMMERN



REF	Info
<a href="#"><u>111TP3121</u></a>	Ø 17,5 mm (+)



REF	Info
<a href="#"><u>111TP3122</u></a>	Ø 15,7 mm (-)

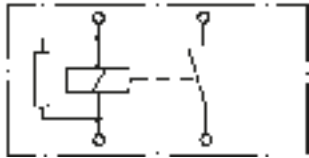


REF	Info
<a href="#"><u>111TP3123</u></a>	Ø 06 mm – 25 mm <sup>2</sup>
<a href="#"><u>111TP3124</u></a>	Ø 10 mm – 35 mm <sup>2</sup>
<a href="#"><u>111TP3125</u></a>	Ø 10 mm – 50 mm <sup>2</sup>

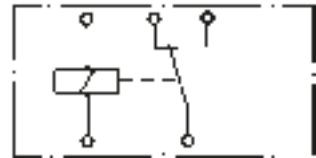


REF	Info
<a href="#"><u>111TP3096</u></a>	4500 mm

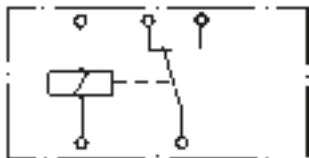
## RELAIS RELAIS – RELAIS



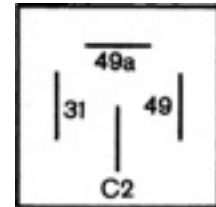
REF	Info
<a href="#"><u>111TP3114</u></a>	12 V – 30 A



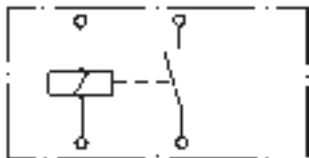
REF	Info
<a href="#"><u>111TP3115</u></a>	12 V – 30 A



REF	Info
<a href="#"><u>111TP3116</u></a>	24 V – 30 A



REF	Info
<a href="#"><u>111TP3117</u></a>	12 V – 170 W max
<a href="#"><u>111TP3118</u></a>	24 V – 170 W max



REF	Info
<a href="#"><u>111TP3119</u></a>	24 V – 22 A

## FUSES FUSIBLES – SICHERUNGEN



REF	Info
<a href="#">111TP3126</a>	75 A – DIN 72581/5
<a href="#">111TP3127</a>	100 A – DIN 72581/5
<a href="#">111TP3128</a>	200 A – DIN 72581/5
<a href="#">111TP3129</a>	300 A – DIN 72581/5

REF	Info
<a href="#">111TP3130</a>	100 A
<a href="#">111TP3131</a>	200 A
<a href="#">111TP3132</a>	300 A



REF	Info
<a href="#">111TP3133</a>	100 A – mega

REF	Info
<a href="#">111TP3134</a>	250 A – mega



REF	Info
<a href="#">111TP3135</a>	250 A – DIN 43560/1

REF	Info
<a href="#">111TP3136</a>	3 A – DIN 72581/med – 19 x 20 mm



REF	Info
<a href="#">111TP3137</a>	15 A – DIN 72581/med – 19 x 20 mm

REF	Info
<a href="#">111TP3138</a>	30 A – DIN 72581/med – 19 x 20 mm



REF	Info
<a href="#">111TP3139</a>	80 A – DIN 72581/2




## FUSE HOLDERS & PARTS

PORTE-FUSIBLES & ACCESSOIRES – SICHERUNGSHALTER & ERSATZTEILE



REF	Info
<a href="#"><u>111TP3140</u></a>	DIN 72581/med

REF	Info
<a href="#"><u>111TP3141</u></a>	DIN 43560/1 – mega – CNN/ANN



REF	Info
<a href="#"><u>111TP3142</u></a>	DIN 72581/med

REF	Info
<a href="#"><u>111TP3143</u></a>	DIN 72581/med



REF	Info
<a href="#"><u>111TP3144</u></a>	Mega

REF	Info
<a href="#"><u>111TP3145</u></a>	M10



REF	Info
<a href="#"><u>111TP3146</u></a>	M8

REF	Info
<a href="#"><u>111TP3147</u></a>	19 x 32,5 x 17 mm

## THYRISTORS & DIODES

THYRISTORS & DIODES – THYRISTOREN & DIODEN



REF	Info
<a href="#"><u>111TP3148</u></a>	70 A – ± 120 x 100 x 64 mm

REF	Info
<a href="#"><u>111TP3149</u></a>	1000 V – 3 A

## VARIOUS ELECTRICAL PARTS

DIVERSES PIÈCES ÉLECTRIQUES – WEITERE ELEKTRISCHE ERSATZTEILE



REF	Info
<a href="#"><u>111TP3150</u></a>	Ø 12 mm
<a href="#"><u>111TP3151</u></a>	Ø 18 mm
<a href="#"><u>111TP3152</u></a>	Ø 21 mm

REF	Info
<a href="#"><u>111TP3153</u></a>	M20 x 1,5 mm
<a href="#"><u>111TP3154</u></a>	M25 x 1,5 mm



REF	Info
<a href="#"><u>111TP3155</u></a>	PG11
<a href="#"><u>111TP3156</u></a>	PG13.5

REF	Info
<a href="#"><u>111TP3157</u></a>	35 mm



REF	Info
<a href="#"><u>111TP3158</u></a>	30 mm

REF	Info
<a href="#"><u>111TP3159</u></a>	17,7 x 17,7 mm

## VARIOUS ELECTRICAL PARTS

DIVERSES PIÈCES ÉLECTRIQUES – WEITERE ELEKTRISCHE ERSATZTEILE



REF	Info
<a href="#"><u>111TP3160</u></a>	8 pole



REF	Info
<a href="#"><u>111TP3161</u></a>	10 pole



REF	Info
<a href="#"><u>111TP3162</u></a>	± 110 x 75 mm



REF	Info
<a href="#"><u>111TP3163</u></a>	121 x 91 x 57 mm



REF	Info
<a href="#"><u>111TP3164</u></a>	Female



REF	Info
<a href="#"><u>111TP3165</u></a>	5 A



REF	Info
<a href="#"><u>111TP3166</u></a>	12 x 7,5 mm – Ø 1,5 mm

ELECTRICAL PARTS – PIÈCES ÉLECTRIQUES – ELEKTRISCHE ERSATZTEILE

## BATTERY COVERS/HOUSINGS

COUVERCLES/LOGEMENTS BATTERIE – BATTERIEKÄSTEN/-DECKEL

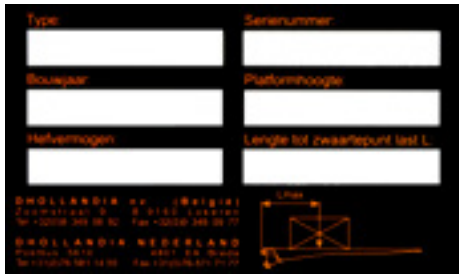


REF	Info
<a href="#"><u>111TP3167</u></a>	580/500 – 260/75 mm

REF	Info
<a href="#"><u>111TP3168</u></a>	...-1992

## DECALS

AUTOCOLLANTS – AUFKLEBER



REF	Info
<a href="#"><u>111TP3169</u></a>	NL

REF	Info
<a href="#"><u>111TP3170</u></a>	300 mm



REF	Info
<a href="#"><u>111TP3171</u></a>	2002


REF	Info
<a href="#"><u>111TP3172</u></a>	2002



REF	Info
<a href="#"><u>111TP3173</u></a>	2002


REF	Info
<a href="#"><u>111TP3174</u></a>	CE 2002

## DECALS AUTOCOLLANTS – AUFKLEBER




REF	Info
<a href="#"><u>111TP3175</u></a>	72 x 69 mm

REF	Info
<a href="#"><u>111TP3176</u></a>	1500–3000



REF	Info
<a href="#"><u>111TP3177</u></a>	301 x 139 mm

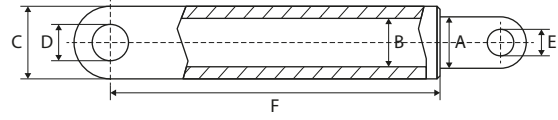


7

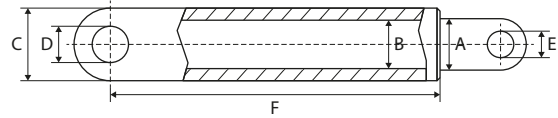
USED FOR  
ERHEL HYDRIS

## LIFT CYLINDERS

VÉRINS DE LEVAGE – HUBZYLINDER



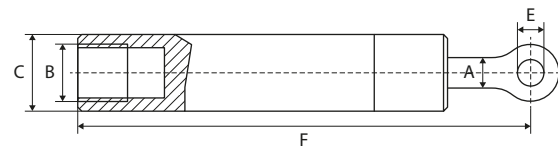
REF	A	B	C	D	E	F	Info
<a href="#">111TP3181</a>	60 mm	70 mm	80 mm	25 mm	25 mm	380 mm	Light NI/NE



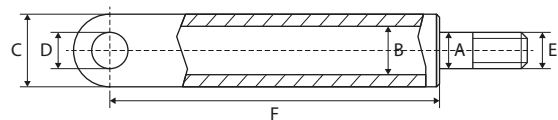
REF	A	B	C	D	E	F	Info
<a href="#">111TP3182</a>	35 mm	60 mm	70 mm	30 mm	30 mm	525 mm	

## TILT CYLINDERS

VÉRIN D'INCLINAISON – SCHLIESSZYLINDER




REF	A	B	C	D	E	F	Info
<a href="#">111TP3183</a>	30 mm	60 mm	70 mm	M30	25 mm	430 mm	Light NI/NE



REF	A	B	C	D	E	F	Info
<a href="#">111TP3184</a>	45 mm	80 mm	90 mm	30 mm	M38		

## SEAL KITS

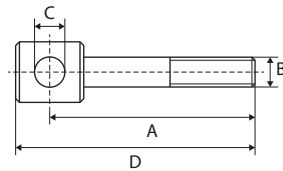
KITS DE JOINTS – DICHTUNGSSÄTZE



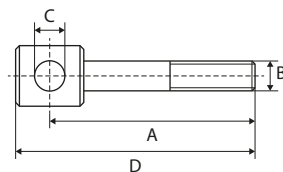
REF	Info	REF	Info
<a href="#"><u>111TP3185</u></a>	Ø 30/40 mm	<a href="#"><u>111TP3186</u></a>	Ø 60/70 mm

## EXTENSIONS

RALLONGES – VERLÄNGERUNG



REF	A	B	C	D	Info
<a href="#"><u>111TP3187</u></a>	295 mm	M30	25 mm	315 mm	



REF	A	B	C	D	Info
<a href="#"><u>111TP3188</u></a>	295 mm	M38	30 mm	320 mm	



## FILTERS & BREATHERS

FILTRES & RENIFLARDS – FILTER & ENTLÜFTER



REF

Info

111TP3189

1"

## COVERS

COUVERCLES – ABDECKUNGEN



REF

Info

111TP3190

290 x 255 x 265 mm

# USED FOR ERHEL HYDRIS

## ELECTRIC MOTORS

MOTEURS ÉLECTRIQUES – ELEKTROMOTOREN



REF	Volt	kW	Rotation
<a href="#"><u>111TP3191</u></a>	24 V	2 kW	CW >>

REF	Volt	kW	Rotation
<a href="#"><u>111TP3192</u></a>	24 V	2,2 kW	CW >>



REF	Volt	kW	Rotation
<a href="#"><u>111TP3193</u></a>	12 V	0,9 kW	

REF	Volt	kW	Rotation
<a href="#"><u>111TP3198</u></a>	24 V	1,2 kW	



REF	Volt	kW	Rotation
<a href="#"><u>111TP3195</u></a>	12 V	2,1 kW	<< CCW

REF	Volt	kW	Rotation
<a href="#"><u>111TP3194</u></a>	24 V	2,1 kW	<< CCW



REF	Volt	kW	Rotation
<a href="#"><u>111TP3196</u></a>	12 V	1,1 kW	<< CCW

REF	Volt	kW	Rotation
<a href="#"><u>111TP3197</u></a>	24 V	1,2 kW	<< CCW



REF	Volt	kW	Rotation
<a href="#"><u>111TP3199</u></a>	12 V	1,6 kW	CW >>
<a href="#"><u>111TP3200</u></a>	24 V	2,2 kW	CW >>

REF	Volt	kW	Rotation
<a href="#"><u>111TP3201</u></a>	12 V	2 kW	CW >>
<a href="#"><u>111TP3202</u></a>	24 V	3 kW	CW >>

MOTORS, PUMPS & PARTS – MOTEURS, POMPES & ACCESSOIRES – MOTOREN, PUMPEN & ERSATZTEILE

## HYDRAULIC PUMPS

POMPES HYDRAULIQUES – HYDRAULIKPUMPEN



REF	CC	Rotation	Info
<a href="#">111TP3203</a>	1,7 cc	<< CCW	MD-TYP
<a href="#">111TP3204</a>	2,5 cc	<< CCW	MD-TYP
<a href="#">111TP3205</a>	3,3 cc	<< CCW	MD-TYP

REF	CC	Rotation	Info
<a href="#">111TP3206</a>	2 cc	<< CCW	



REF	CC	Rotation	Info
<a href="#">111TP3207</a>	2 cc	<< CCW	

## SOLENOID SWITCHES/CONTACTORS

SOLENOÏDES/CONTACTEURS – MAGNETSCHALTER/SCHÜTZE



REF	Volt	Amp	Info
<a href="#">111TP3208</a>	24 V	150 A	

REF	Volt	Amp	Info
<a href="#">111TP3209</a>	12 V	150 A	350 A – 5 sec
<a href="#">111TP3210</a>	24 V	150 A	300 A – 5 sec



REF	Volt	Amp	Info
<a href="#">111TP3211</a>	12-24 V	80 A	

## BRUSHES

BALAIS – KOHLEBÜRSTEN



REF	Info	REF	Info
<a href="#"><u>111TP3212</u></a>	15,8 x 8,9 x 15,8 mm – 24 V	<a href="#"><u>111TP3213</u></a>	12,8 x 8,9 x 25,9 mm

## BEARINGS

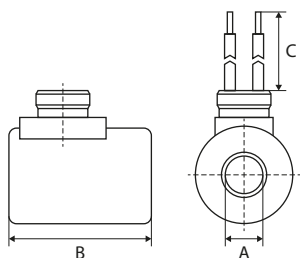
ROULEMENTS – LAGER



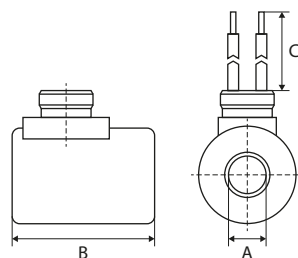
REF	Info	REF	Info
<a href="#"><u>111TP3214</u></a>	Ø 12/32 x 10 mm	<a href="#"><u>111TP3215</u></a>	Ø 12/32 x 10 mm
		<a href="#"><u>111TP3216</u></a>	Ø 15/35 x 11 mm
		<a href="#"><u>111TP3217</u></a>	Ø 20/42 x 12 mm

## COILS

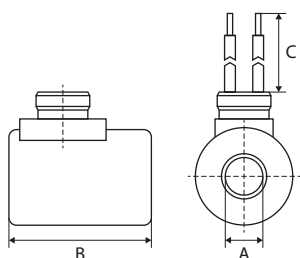
BOBINES – SPULEN



REF	Volt	A	B	Info
<a href="#"><u>111TP3218</u></a>	12 V – 26 W	16 mm	50 mm	M27 x 1 mm



REF	Volt	A	B	C
<a href="#"><u>111TP3219</u></a>	24 V	16 mm	50 mm	M27 x 1 mm



REF	Volt	A	B	Info
<a href="#"><u>111TP1427</u></a>	12 V	13 mm	39 mm	3P



REF	Volt
<a href="#"><u>111TP3221</u></a>	12 V
<a href="#"><u>111TP3222</u></a>	24 V

## SOLENOID VALVES

ÉLECTROVANNES – MAGNETVENTILE



REF	Volt	Ø	Info
<a href="#"><u>111TP3223</u></a>	12 V	12,5 mm	4/2
<a href="#"><u>111TP3224</u></a>	24 V	15,8 mm	4/2

## VALVE BLOCKS

BOÎTIERS À SOUPAPES – STEUERBLÖCKE



REF	Info
<a href="#"><u>111TP3225</u></a>	24 V



REF	Info
<a href="#"><u>111TP3226</u></a>	24 V – 2/2



REF	Info
<a href="#"><u>111TP3227</u></a>	12 V



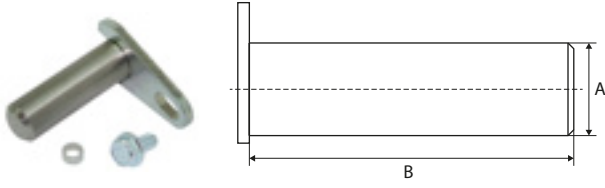
REF	Info
<a href="#"><u>111TP3228</u></a>	60 x 47 x 13 mm

# USED FOR ERHEL HYDRIS

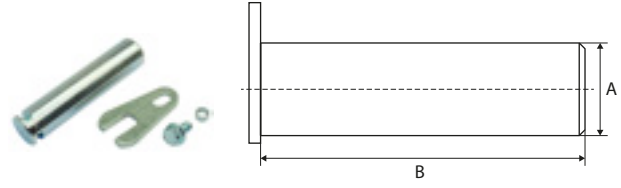
PINS, BUSHINGS & ROLLERSPINS, BUSHINGS & ROLLERS - AXES, BAGUES & GALETS - AXES, BUCHSEN & ROLLEN

## PINS

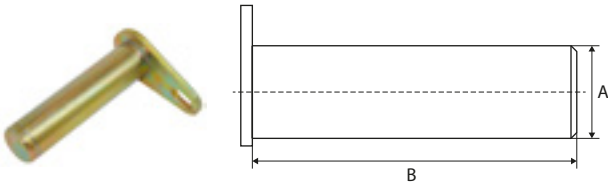
AXES - ACHSEN



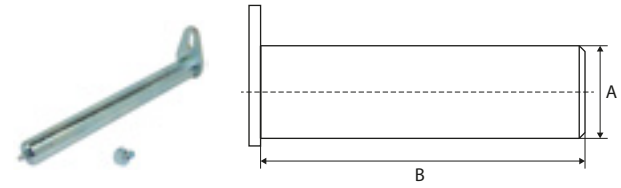
REF	A	B	Info
<a href="#">111TP3229</a>	20 mm	60 mm	



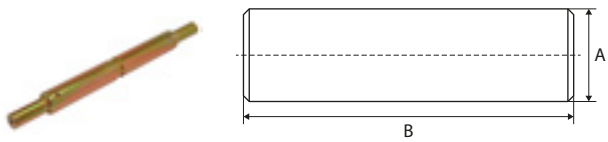
REF	A	B	Info
<a href="#">111TP3230</a>	25 mm	103 mm	
<a href="#">111TP3231</a>	25 mm	110 mm	



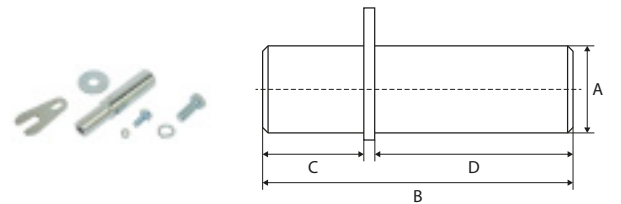
REF	A	B	Info
<a href="#">111TP3232</a>	25 mm	98 mm	



REF	A	B	Info
<a href="#">111TP3234</a>	30 mm	105 mm	M8 x 1 mm
<a href="#">111TP3233</a>	30 mm	255 mm	M8 x 1 mm
<a href="#">111TP3235</a>	35 mm	100 mm	M8 x 1 mm
<a href="#">111TP3236</a>	35 mm	107 mm	M8 x 1 mm
<a href="#">111TP3237</a>	35 mm	124 mm	M8 x 1 mm
<a href="#">111TP3238</a>	35 mm	150 mm	M8 x 1 mm
<a href="#">111TP3239</a>	35 mm	160 mm	M8 x 1 mm



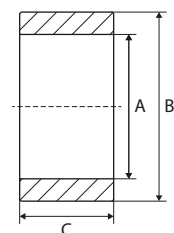
REF	A	B	Info
<a href="#">111TP3240</a>	20/30 mm	335 mm	



REF	A	B	C	D
<a href="#">111TP3241</a>	20/25 mm	116 mm	45 mm	67 mm
<a href="#">111TP3242</a>	20/25 mm	130 mm	45 mm	80 mm

## PLATFORM ROLLERS

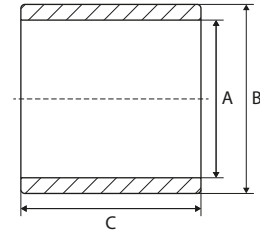
GALETS DE TRANSPALETTE - PLATTFORMROLLEN



REF	A	B	C
<a href="#">111TP3243</a>	32 mm	75 mm	20 mm

## BUSHINGS BAGUES – BUCHSEN

REF	A	B	C	Info
<a href="#">111TP3244</a>	20 mm	23 mm	20 mm	DX
<a href="#">111TP3245</a>	20 mm	23 mm	25 mm	DX
<a href="#">111TP3246</a>	25 mm	28 mm	20 mm	DX
<a href="#">111TP3247</a>	25 mm	28 mm	30 mm	DX
<a href="#">111TP3248</a>	30 mm	34 mm	20 mm	DX
<a href="#">111TP3249</a>	30 mm	34 mm	25 mm	DX
<a href="#">111TP3250</a>	30 mm	34 mm	30 mm	DX
<a href="#">111TP3251</a>	30 mm	34 mm	40 mm	DX
<a href="#">111TP3252</a>	35 mm	39 mm	30 mm	DX
<a href="#">111TP3253</a>	35 mm	39 mm	50 mm	DX
<a href="#">111TP3254</a>	40 mm	44 mm	30 mm	DX





## SCREWS, NUTS & RINGS

VIS, ÉCROUS & RONDELLES – SCHRAUBEN, MUTTERN & RINGE



REF	Info
<a href="#">111TP1345</a>	M8 x 12 mm
<a href="#">111TP1264</a>	M8 x 16 mm
<a href="#">111TP1265</a>	M10 x 18 mm

REF	Info
<a href="#">111TP1266</a>	M12 x 50 mm
<a href="#">111TP1267</a>	M16 x 30 mm
<a href="#">111TP1268</a>	M16 x 40 mm
<a href="#">111TP1269</a>	M16 x 80 mm



REF	Info
<a href="#">111TP1270</a>	M8 x 75 mm
<a href="#">111TP1271</a>	M10 x 75 mm
<a href="#">111TP1344</a>	M14 x 150 mm
<a href="#">111TP1272</a>	M14 x 180 mm
<a href="#">111TP1273</a>	M14 x 230 mm
<a href="#">111TP1274</a>	M16 x 75 mm
<a href="#">111TP1275</a>	M16 x 150 mm
<a href="#">111TP1276</a>	M16 x 155 mm

REF	Info
<a href="#">111TP1277</a>	M6 x 80 mm
<a href="#">111TP1278</a>	M8 x 30 mm
<a href="#">111TP1279</a>	M8 x 60 mm
<a href="#">111TP1280</a>	M16 x 45 mm
<a href="#">111TP1281</a>	M20 x 50 mm



REF	Info
<a href="#">111TP1282</a>	M8 x 12 mm
<a href="#">111TP1283</a>	M10 x 20 mm

REF	Info
<a href="#">111TP1284</a>	M6 x 12 mm
<a href="#">111TP1285</a>	M6 x 16 mm
<a href="#">111TP1286</a>	M12 x 30 mm

# USED FOR ERHEL HYDRIS

## SCREWS, NUTS & RINGS

VIS, ÉCROUS & RONDELLES – SCHRAUBEN, MUTTERN & RINGE



REF	Info
<a href="#">111TP1287</a>	M8 x 20 mm
<a href="#">111TP1288</a>	M8 x 25 mm
<a href="#">111TP1289</a>	M8 x 30 mm
<a href="#">111TP1290</a>	M12 x 25 mm
<a href="#">111TP1291</a>	M12 x 45 mm

REF	Info
<a href="#">111TP1306</a>	M6 x 45 mm
<a href="#">111TP1342</a>	M8 x 80 mm
<a href="#">111TP1307</a>	M8 x 90 mm
<a href="#">111TP1308</a>	M10 x 80 mm



REF	Info
<a href="#">111TP1292</a>	M3
<a href="#">111TP1293</a>	M5
<a href="#">111TP1294</a>	M6
<a href="#">111TP1295</a>	M8
<a href="#">111TP1296</a>	M10
<a href="#">111TP1297</a>	M12
<a href="#">111TP1298</a>	M14
<a href="#">111TP1299</a>	M16
<a href="#">111TP1300</a>	M20

REF	Info
<a href="#">111TP1309</a>	Ø 25 mm
<a href="#">111TP1310</a>	Ø 28 mm
<a href="#">111TP1311</a>	Ø 30 mm
<a href="#">111TP1312</a>	Ø 35 mm
<a href="#">111TP1314</a>	Ø 39 mm
<a href="#">111TP1313</a>	Ø 40 mm



REF	Info
<a href="#">111TP1301</a>	Ø 6 mm
<a href="#">111TP1302</a>	Ø 8 mm
<a href="#">111TP1303</a>	Ø 24 mm

REF	Info
<a href="#">111TP1315</a>	M6
<a href="#">111TP1316</a>	M8
<a href="#">111TP1343</a>	M16

MECHANICAL PARTS – PIÈCES MÉCANIQUES – MECHANISCHE ERSTATZTEILE

## SCREWS, NUTS & RINGS

VIS, ÉCROUS & RONDELLES – SCHRAUBEN, MUTTERN & RINGE



REF	Info	REF	Info
<a href="#"><u>111TP1304</u></a>	Ø 6 x 16 mm	<a href="#"><u>111TP3255</u></a>	M30
<a href="#"><u>111TP1305</u></a>	Ø 8 x 60 mm		

## CAPS

BOUCHONS – DECKEL



REF	Info
<a href="#"><u>111TP3256</u></a>	Ø 100 mm

## PLATFORM PARTS

PIÈCES DE PLATEFORME – PLATTFORMERSATZTEILE




REF	Info
<a href="#"><u>111TP3257</u></a>	3/4" – 1610 mm



REF	Info
<a href="#"><u>111TP3258</u></a>	3/4" – 609,6 mm



REF	Info
<a href="#"><u>111TP1319</u></a>	§ 53b Abs. 5 StVZO TÜV/CE with certificate – 250 x 400 mm



REF	Info
<a href="#"><u>111TP1320</u></a>	§ 53b Abs. 5 StVZO TÜV/CE without certificate – 250 x 400 mm



REF	Info
<a href="#"><u>111TP3260</u></a>	M12 x 75 mm

## CONTROLLERS

COMMANDES – BEDIENUNGEN



REF

Info

[111TP3261](#)

12–24 V



REF

Info

[111TP3262](#)

Used for REF [111TP3261](#)

## JOYSTICKS

LEVIERS DE COMMANDE – JOYSTICKS



REF

Info

[111TP3263](#)

Light

## ROTARY/PUSH SWITCHES & PARTS

INTERRUPTEURS ROTATIFS/POUSSOIRS & ACCESSOIRES – DREH-/DRUCKSCHALTER & ERSATZTEILE



REF

Info

[111TP3264](#)

± 66,5 x 47,5 mm



REF

Info

[111TP3265](#)

± 67 x 48 mm



REF

Info

[111TP3266](#)

Ø 29,8 mm – ± 53 x 50mm

## BATTERY/EMERGENCY SWITCHES & PARTS

COUPE BATTERIE/INTERRUPTEURS D'ARRÊT D'URGENCE & ACCESSOIRES – BATTERIE-/NOTSTOPPSCHALTER & ERSATZTEILE



REF	Info	REF	Info
<a href="#">111TP3267</a>	100 A – M10	<a href="#">111TP3268</a>	Used for REF <a href="#">111TP3267</a>

## CONTROL BOXES & PARTS

BOÎTIERS DE CONTRÔLE & ACCESSOIRES – BEDIENKÄSTEN & ERSATZTEILE



REF	Info
<a href="#">111TP3269</a>	

## ATLAS CONTROLLERS

COMMANDES ATLAS – ATLAS BEDIENUNGEN



REF	Info	REF	Info
<a href="#">111TP3270</a>	Extreme universal – 2 boutons – 12–24 V – 500 mA – IP67 – IK09 – programmable	<a href="#">111TP3271</a>	Extreme universal – 3 boutons – 12–24 V – 500 mA – IP67 – IK09 – programmable

See also chapter 15 – Accessories for more Atlas controllers.

## KOSTAL CABLES

CÂBLES KOSTAL – KOSTALKABEL



REF	Info
<a href="#"><u>111TP3272</u></a>	4000 mm – M24/M27 x 1 mm

## SPIRAL CABLES

CÂBLES SPIRALÉS – SPIRALKABEL



REF	Info
<a href="#"><u>111TP3273</u></a>	2500 mm – 5 x 0,75 mm – Ø 15/29 mm

REF	Info
<a href="#"><u>111TP3274</u></a>	2500 mm – 7 x 0,75 mm – Ø 15/30mm

## CABLES & PARTS

CÂBLES DE BATTERIE – KABEL & ERSATZTEILE



REF	Info
<a href="#"><u>111TP3275</u></a>	3600 mm

## CONNECTORS & PARTS

CONNECTEURS & ACCESSOIRES – STECKER & ERSATZTEILE



REF	Info
<a href="#"><u>111TP3276</u></a>	250 A



REF	Info
<a href="#"><u>111TP3277</u></a>	250 A



REF	Info
<a href="#"><u>111TP3278</u></a>	7 pole – DIN 72577 – ISO 1724



REF	Info
<a href="#"><u>111TP3279</u></a>	7 pole – DIN 72577 – ISO 1724



REF	Info
<a href="#"><u>111TP3280</u></a>	Hirschmann (GSA)



## FLASHLIGHTS & PARTS

LAMPES TORCHES & ACCESSOIRES – BLINKLEUCHTEN & ERSATZTEILE



REF	Info
<a href="#">111TP3281</a>	20° – IP68

REF	Info
<a href="#">111TP3282</a>	Used for REF <a href="#">111TP3281</a>

## CIRCUIT BOARDS/CONTROLLERS

CIRCUITS IMPRIMÉS/COMMANDES – LEITERPLATTEN/BEDIENUNGEN



REF	Info
<a href="#">111TP3283</a>	24 V – SX-X1A

## FUSES

FUSIBLES – SICHERUNGEN



REF	Info
<a href="#">111TP3284</a>	100 A – DIN 72581/5
<a href="#">111TP3285</a>	200 A – DIN 72581/5
<a href="#">111TP3286</a>	300 A – DIN 72581/5

REF	Info
<a href="#">111TP3287</a>	100A – DIN 43560/1
<a href="#">111TP3288</a>	200A – DIN 43560/1



REF	Info
<a href="#">111TP3289</a>	100 A

## FUSE HOLDERS & PARTS

PORTE-FUSIBLES & ACCESSOIRES – SICHERUNGSHALTER & ERSATZTEILE



REF

Info

[111TP3290](#)

20 A max – DIN 72581/med



REF

Info

[111TP3291](#)

M10 – DIN 43560/1

Area with horizontal dotted lines for notes.



**8**

**USED FOR MARIBA**

## PISTON RODS

TIGES DE PISTON – KOLBENSTANGEN



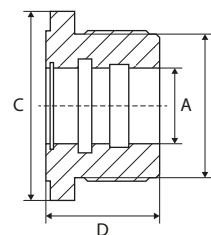
REF	A	B	C	D	E	F	Info
<a href="#">111TP3292</a>	40 mm	M40	M33	98 mm	54 mm	550 mm	



REF	A	B	C	D	E	F	Info
<a href="#">111TP3293</a>	69,5 mm	638 mm	35 mm				
<a href="#">111TP3294</a>	80 mm	515 mm	35 mm				
<a href="#">111TP3295</a>	80 mm	675 mm	35 mm				

## CYLINDER HEADS

CULASSES – ZYLINDERKÖPFE



REF	A	B	C	D
<a href="#">111TP3296</a>	69,5 mm	95 mm	95 mm	95 mm

## SEAL KITS

KITS DE JOINTS – DICHTUNGSSÄTZE



REF	Info
<a href="#"><u>111TP3297</u></a>	Ø 30/50 mm



REF	Info
<a href="#"><u>111TP3298</u></a>	Ø 40/70 mm



REF	Info
<a href="#"><u>111TP3299</u></a>	Ø 40/70 mm



REF	Info
<a href="#"><u>111TP3300</u></a>	Ø 50/90 mm



REF	Info
<a href="#"><u>111TP3301</u></a>	Ø 50/110 mm



REF	Info
<a href="#"><u>111TP3302</u></a>	Ø 60/110 mm



REF	Info
<a href="#"><u>111TP3303</u></a>	Ø 69,5/85 mm



REF	Info
<a href="#"><u>111TP3304</u></a>	Ø 80/90 mm

## ELECTRIC MOTORS

MOTEURS ÉLECTRIQUES – ELEKTROMOTOREN



REF	Volt	kW	Rotation	REF	Volt	kW	Rotation
<a href="#"><u>111TP3305</u></a>	24 V	2 kW	CW >>	<a href="#"><u>111TP3306</u></a>	24 V	3 kW	CW >>

## HYDRAULIC PUMPS

POMPES HYDRAULIQUES – HYDRAULIKPUMPEN



REF	CC	Rotation	Info
<a href="#"><u>111TP3307</u></a>	2,5 cc	<< CCW	MD-TYP
<a href="#"><u>111TP3308</u></a>	3,3 cc	<< CCW	MD-TYP
<a href="#"><u>111TP3309</u></a>	4,3 cc	<< CCW	MD-TYP

## SOLENOID SWITCHES/CONTACTORS

SOLÉNOÏDES/CONTACTEURS – MAGNETSCHALTER/SCHÜTZE



REF	Volt	Amp	Info	REF	Volt	Amp	Info
<a href="#"><u>111TP3310</u></a>	12 V	150 A		<a href="#"><u>111TP3312</u></a>	12 V	150 A	Original Bosch
<a href="#"><u>111TP3311</u></a>	24 V	150 A		<a href="#"><u>111TP3313</u></a>	24 V	150 A	Original Bosch

## BRUSHES

BALAIS – KOHLEBÜRSTEN



REF

Info

[111TP3314](#)

15,8 x 8,9 x 15,8 mm – 24 V

REF

Info

[111TP3315](#)

24,8 x 9,9 x 22,9 mm

## BEARINGS

ROULEMENTS – LAGER



REF

Info

[111TP3316](#)

Ø 12/32 x 10 mm

[111TP3317](#)

Ø 17/35 x 10 mm



## SOLENOID VALVES

ÉLECTROVANNES – MAGNETVENTILE



REF	Volt	Ø	Info
<a href="#"><u>111TP3318</u></a>	12 V	15 mm	M20 x 1,5 mm
<a href="#"><u>111TP3319</u></a>	24 V	15 mm	M20 x 1,5 mm

## VALVE BLOCKS

BOÎTIERS À SOUPAPES – STEUERBLÖCKE



REF	Info	REF	Info
<a href="#"><u>111TP3320</u></a>	100 x 60 x 33 mm – 1/2	<a href="#"><u>111TP3321</u></a>	UF

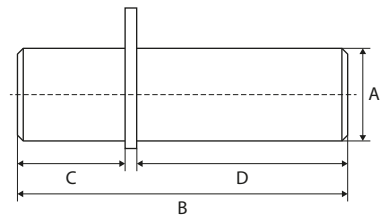
## PINS

AXES – ACHSEN



REF	A	B	Info
<a href="#"><u>111TP3322</u></a>	35 mm	121 mm	M8 x 1 mm

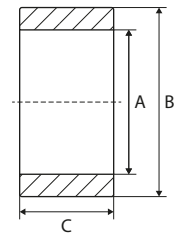
REF	A	B	Info
<a href="#"><u>111TP3323</u></a>	35 mm	128 mm	M8 x 1 mm



REF	A	B	C	D	Info
<a href="#"><u>111TP3324</u></a>	35 mm	210 mm	77 mm	128 mm	M8 x 1 mm

## PLATFORM ROLLERS

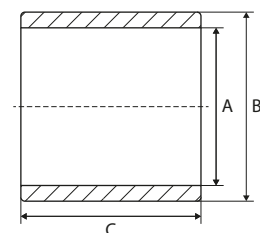
GALETS DE TRANSPALETTE – PLATTFORMROLLEN



REF	A	B	C
<a href="#"><u>111TP3325</u></a>	35 mm	120 mm	40 mm

## BUSHINGS

BAGUES – BUCHSEN



REF	A	B	C
<a href="#"><u>111TP3326</u></a>	35 mm	42 mm	50 mm
<a href="#"><u>111TP3327</u></a>	50 mm	60 mm	40 mm

## SCREWS, NUTS & RINGS

VIS, ÉCROUS & RONDELLES – SCHRAUBEN, MUTTERN & RINGE



REF	Info
<a href="#">111TP1345</a>	M8 x 12 mm
<a href="#">111TP1264</a>	M8 x 16 mm
<a href="#">111TP1265</a>	M10 x 18 mm

REF	Info
<a href="#">111TP1266</a>	M12 x 50 mm
<a href="#">111TP1267</a>	M16 x 30 mm
<a href="#">111TP1268</a>	M16 x 40 mm
<a href="#">111TP1269</a>	M16 x 80 mm



REF	Info
<a href="#">111TP1270</a>	M8 x 75 mm
<a href="#">111TP1271</a>	M10 x 75 mm
<a href="#">111TP1344</a>	M14 x 150 mm
<a href="#">111TP1272</a>	M14 x 180 mm
<a href="#">111TP1273</a>	M14 x 230 mm
<a href="#">111TP1274</a>	M16 x 75 mm
<a href="#">111TP1275</a>	M16 x 150 mm
<a href="#">111TP1276</a>	M16 x 155 mm

REF	Info
<a href="#">111TP1277</a>	M6 x 80 mm
<a href="#">111TP1278</a>	M8 x 30 mm
<a href="#">111TP1279</a>	M8 x 60 mm
<a href="#">111TP1280</a>	M16 x 45 mm
<a href="#">111TP1281</a>	M20 x 50 mm



REF	Info
<a href="#">111TP1282</a>	M8 x 12 mm
<a href="#">111TP1283</a>	M10 x 20 mm

REF	Info
<a href="#">111TP1284</a>	M6 x 12 mm
<a href="#">111TP1285</a>	M6 x 16 mm
<a href="#">111TP1286</a>	M12 x 30 mm

## SCREWS, NUTS & RINGS

VIS, ÉCROUS & RONDELLES – SCHRAUBEN, MUTTERN & RINGE



REF	Info
<a href="#"><u>111TP1287</u></a>	M8 x 20 mm
<a href="#"><u>111TP1288</u></a>	M8 x 25 mm
<a href="#"><u>111TP1289</u></a>	M8 x 30 mm
<a href="#"><u>111TP1290</u></a>	M12 x 25 mm
<a href="#"><u>111TP1291</u></a>	M12 x 45 mm

REF	Info
<a href="#"><u>111TP1306</u></a>	M6 x 45 mm
<a href="#"><u>111TP1342</u></a>	M8 x 80 mm
<a href="#"><u>111TP1307</u></a>	M8 x 90 mm
<a href="#"><u>111TP1308</u></a>	M10 x 80 mm



REF	Info
<a href="#"><u>111TP1292</u></a>	M3
<a href="#"><u>111TP1293</u></a>	M5
<a href="#"><u>111TP1294</u></a>	M6
<a href="#"><u>111TP1295</u></a>	M8
<a href="#"><u>111TP1296</u></a>	M10
<a href="#"><u>111TP1297</u></a>	M12
<a href="#"><u>111TP1298</u></a>	M14
<a href="#"><u>111TP1299</u></a>	M16
<a href="#"><u>111TP1300</u></a>	M20

REF	Info
<a href="#"><u>111TP1309</u></a>	Ø 25 mm
<a href="#"><u>111TP1310</u></a>	Ø 28 mm
<a href="#"><u>111TP1311</u></a>	Ø 30 mm
<a href="#"><u>111TP1312</u></a>	Ø 35 mm
<a href="#"><u>111TP1314</u></a>	Ø 39 mm
<a href="#"><u>111TP1313</u></a>	Ø 40 mm



REF	Info
<a href="#"><u>111TP1301</u></a>	Ø 6 mm
<a href="#"><u>111TP1302</u></a>	Ø 8 mm
<a href="#"><u>111TP1303</u></a>	Ø 24 mm

REF	Info
<a href="#"><u>111TP1315</u></a>	M6
<a href="#"><u>111TP1316</u></a>	M8
<a href="#"><u>111TP1343</u></a>	M16

## SCREWS, NUTS & RINGS

VIS, ÉCROUS & RONDELLES – SCHRAUBEN, MUTTERN & RINGE



REF	Info
<a href="#"><u>111TP1304</u></a>	Ø 6 x 16 mm
<a href="#"><u>111TP1305</u></a>	Ø 8 x 60 mm

## SPRINGS & GAS SPRINGS

RESSORTS & VÉRINS À GAZ – FEDERN & GASDRUCKFEDERN




REF	Info
<a href="#"><u>111TP3328</u></a>	64 x 132 mm – 4 mm

## PLATFORM PARTS

PIÈCES DE PLATEFORME – PLATTFORMERSATZTEILE



REF	Info
<a href="#"><u>111TP3329</u></a>	§ 53b Abs. 5 StVZO TÜV/CE with certificate – 250 x 400 mm



REF	Info
<a href="#"><u>111TP1320</u></a>	§ 53b Abs. 5 StVZO TÜV/CE without certificate – 250 x 400 mm

## ROTARY/PUSH SWITCHES & PARTS

INTERRUPTEURS ROTATIFS/POUSSOIRS & ACCESSOIRES – DREH-/DRUCKSCHALTER & ERSATZTEILE



REF	Info	REF	Info
<a href="#">111TP3331</a>	Red	<a href="#">111TP3332</a>	Black

## FOOT CONTROLLERS & PARTS

COMMANDES AU PIED & ACCESSOIRES – FUSSSCHALTER & ERSATZTEILE



REF	Info
<a href="#">111TP3333</a>	Ø 32 x 15 mm

## CONTACT ELEMENTS

BLOCS DE CONTACT – KONTAKTELEMENTE



REF	Info	REF	Info
<a href="#">111TP3334</a>	1 x NO	<a href="#">111TP3335</a>	1 x NC

## CONTROL BOXES & PARTS

BOÎTIERS DE CONTRÔLE & ACCESSOIRES – BEDIENKÄSTEN & ERSATZTEILE



REF	Info	REF	Info
<a href="#">111TP3336</a>	300 x 200 x 170 mm	<a href="#">111TP3337</a>	300 x 200 x 30 mm

## MICROSWITCHES WITH CABLE

MICRORUPTEURS AVEC CÂBLE – MIKROSCHALTER MIT KABEL



REF

Info

111TP3338

250 V – 4 A – 500 mm

## FLASHLIGHTS & PARTS


LAMPES TORCHES & ACCESSOIRES – BLINKLEUCHTEN & ERSATZTEILE



REF	Info	REF	Info
<a href="#">111TP3339</a>	20° – IP68	<a href="#">111TP3340</a>	Used for REF <a href="#">111TP3339</a>



Lined area for notes with horizontal dotted lines.

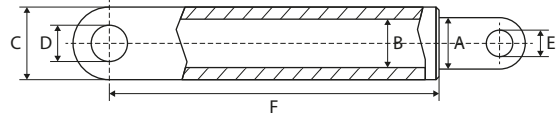


**9**

**USED FOR  
MBB HUBFIX/  
INTERLIFT**

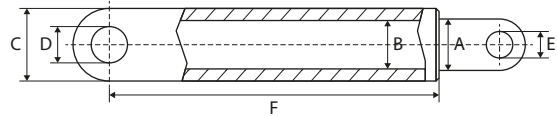
LIFT CYLINDERS

VÉRINS DE LEVAGE – HUBZYLINDER



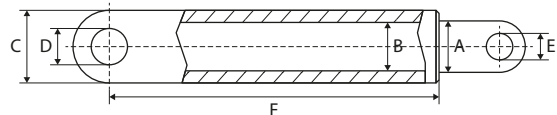
500K/750K/750KSP/750KUZ/750KUZF/1000AQ/1000KL

REF	A	B	C	D	E	F	Info
<a href="#">111TP3341</a>	45 mm		60 mm	25 mm	25 mm	396 mm	600–800 mm



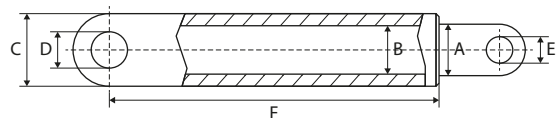
1000K/1000KF/1000KUZ/1000KUZF/1500KF/1500KL/1500KLUZ/1500KLUZF

REF	A	B	C	D	E	F	Info
<a href="#">111TP3342</a>	55 mm		75 mm	28 mm	28 mm	498 mm	700–900 mm



500K/2000K-700/2000KK-700/1500KUZ-700/1500KUZF-700/2000KUZ-700/2000KUZF-700/2000KUZK-700

REF	A	B	C	D	E	F	Info
<a href="#">111TP3343</a>	70 mm		90 mm	36 mm	36 mm	452 mm	700 mm

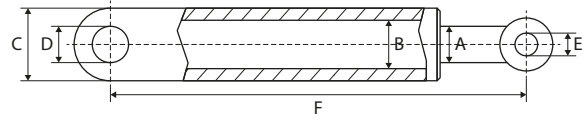


1500K/1500KUZ/1500KUZF/2000K/2000KK/2000KUZ/2000KUZF/2000KUZF

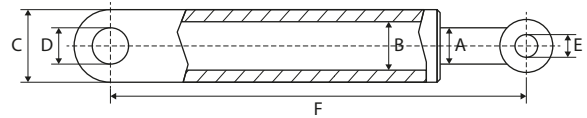
REF	A	B	C	D	E	F	Info
<a href="#">111TP3344</a>	70 mm		90 mm	36 mm	36 mm	572 mm	800–1100 mm

## LIFT CYLINDERS

VÉRINS DE LEVAGE – HUBZYLINDER



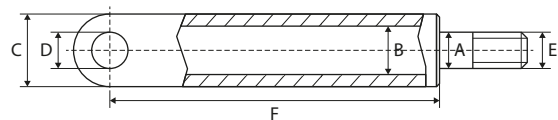
REF	A	B	C	D	E	F	Info
<a href="#">111TP3345</a>	60 mm		80 mm	30 mm	30 mm	480 mm	PBS 1010



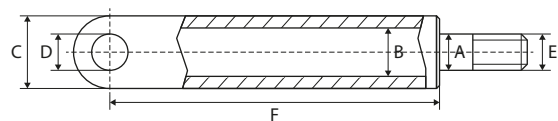
REF	A	B	C	D	E	F	Info
<a href="#">111TP3346</a>	50 mm	55 mm	65 mm	30 mm	30 mm	480 mm	
<a href="#">111TP5148</a>	50 mm	55 mm	65 mm	30 mm	30 mm	620 mm	1000/1500/2000 kg

## TILT CYLINDERS

VÉRIN D'INCLINAISON – SCHLIESSZYLINDER



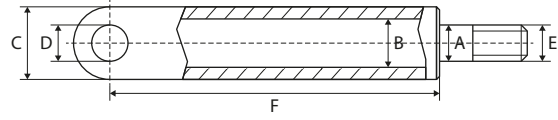
REF	A	B	C	D	E	F	Info
<a href="#">111TP3347</a>	32 mm	55 mm	65 mm	25 mm	M30 x 2 mm	430 mm	



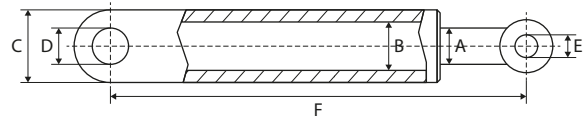
REF	A	B	C	D	E	F	Info
<a href="#">111TP3348</a>	40 mm	70 mm	80 mm	28 mm	M38 x 2 mm	500 mm	

## TILT CYLINDERS

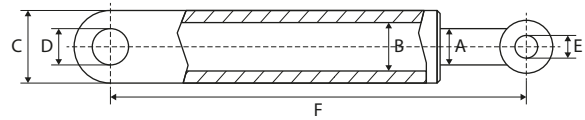
VÉRIN D'INCLINAISON – SCHLIESSZYLINDER



REF	A	B	C	D	E	F	Info
<a href="#">111TP3349</a>	45 mm	80 mm	95 mm	36 mm	M44 x 2 mm	495 mm	

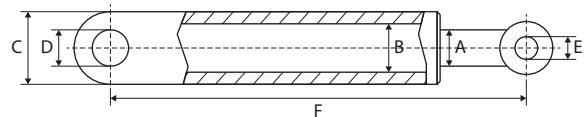


REF	A	B	C	D	E	F	Info
<a href="#">111TP3350</a>	45 mm	70 mm	82 mm	30 mm	M36 – Ø 45 mm	500 mm	



500K/750K/750KSP/750KUZ/750KUZH/1000AQ/1000KL

REF	A	B	C	D	E	F	Info
<a href="#">111TP3351</a>	32 mm	55 mm	65 mm	25 mm	25 mm	564 mm	600 mm
<a href="#">111TP3352</a>	32 mm	55 mm	65 mm	25 mm	25 mm	664 mm	700 mm
<a href="#">111TP3353</a>	32 mm	55 mm	65 mm	25 mm	25 mm	762 mm	800 mm

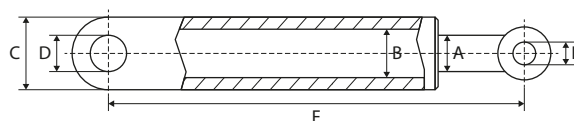


1000K/1000KF/1000KUZ/1000KUZF/1500KF/1500KL/1500KLUZ/1500KLUZF

REF	A	B	C	D	E	F	Info
<a href="#">111TP3354</a>	40 mm	70 mm	80 mm	28 mm	28 mm	662 mm	700 mm
<a href="#">111TP3355</a>	40 mm	70 mm	80 mm	28 mm	28 mm	762 mm	800 mm
<a href="#">111TP3356</a>	40 mm	70 mm	80 mm	28 mm	28 mm	862 mm	900 mm

## TILT CYLINDERS

VÉRIN D'INCLINAISON – SCHLIESSZYLINDER

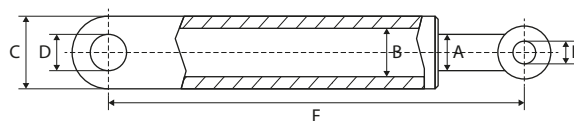


1500K/1500KUZ/1500KUZF/2000K/2000KK/2000KUZ/2000KUZF/2000KUZK

REF	A	B	C	D	E	F	Info
<a href="#">111TP3357</a>	45 mm	80 mm	95 mm	36 mm	36 mm	654 mm	700 mm
<a href="#">111TP3358</a>	45 mm	80 mm	95 mm	36 mm	36 mm	754 mm	800 mm
<a href="#">111TP3359</a>	45 mm	80 mm	95 mm	36 mm	36 mm	854 mm	900 mm
<a href="#">111TP3360</a>	45 mm	80 mm	95 mm	36 mm	36 mm	955 mm	1000 mm
<a href="#">111TP3361</a>	45 mm	80 mm	95 mm	36 mm	36 mm	1055 mm	1100 mm

## RETRACTION CYLINDERS

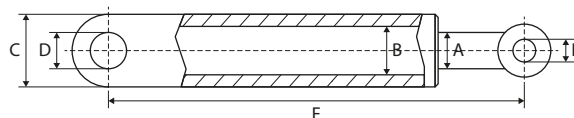
VÉRINS DE RÉTRACTION – ZEICHZYLINDER



REF	A	B	C	D	E	F	Info
<a href="#">111TP5015</a>	30 mm	50 mm	60 mm	16 mm	16 mm	820 mm	2 x 500mm
<a href="#">111TP3362</a>	30 mm	50 mm	60 mm	16 mm	16 mm	820 mm	2 x 600mm
<a href="#">111TP3363</a>	30 mm	50 mm	60 mm	16 mm	16 mm	920 mm	2 x 700mm

## FOLD CYLINDERS

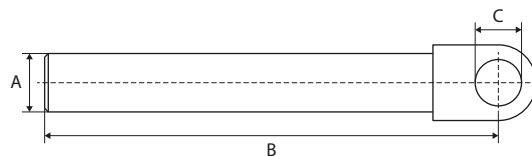
VÉRINS DE REPLIAGE – FALTZYLINDER



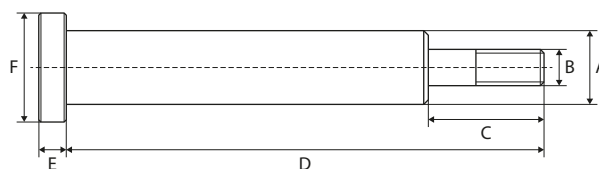
REF	A	B	C	D	E	F	Info
<a href="#">111TP3364</a>	30 mm	40 mm	50 mm	20 mm	20 mm	362 mm	

## PISTON RODS

TIGES DE PISTON – KOLBENSTANGEN




REF	A	B	C	Info
<a href="#">111TP3365</a>	45 mm	350 mm	25 mm	Cylinder used for REF <a href="#">111TP3341</a>
<a href="#">111TP3366</a>	55 mm	450 mm	28 mm	Cylinder used for REF <a href="#">111TP3342</a>
<a href="#">111TP3367</a>	70 mm	390 mm	36 mm	Cylinder used for REF <a href="#">111TP3343</a>
<a href="#">111TP3368</a>	70 mm	460 mm	36 mm	Cylinder used for REF <a href="#">111TP5016</a>
<a href="#">111TP3369</a>	70 mm	505 mm	40 mm	Cylinder used for REF <a href="#">111TP3344</a>



REF	A	B	C	D	E	F	Info
<a href="#">111TP3370</a>	32 mm	M30	52 mm	368 mm	38 mm	55 mm	
<a href="#">111TP3371</a>	45 mm	M44	80 mm	453 mm	48 mm	80 mm	

## NUTS

ÉCROUS – MUTTERN



REF	Info
<a href="#">111TP3372</a>	M30
<a href="#">111TP3373</a>	M38
<a href="#">111TP3374</a>	M44

## SEAL KITS

KITS DE JOINTS – DICHTUNGSSÄTZE



REF	Info
<a href="#"><u>111TP3375</u></a>	Ø 30/50 mm



REF	Info
<a href="#"><u>111TP3376</u></a>	Ø 30/50 mm



REF	Info
<a href="#"><u>111TP3377</u></a>	Ø 32/55 mm



REF	Info
<a href="#"><u>111TP3378</u></a>	Ø 32/55 mm – type 2



REF	Info
<a href="#"><u>111TP3379</u></a>	Ø 40/70 mm – type 1



REF	Info
<a href="#"><u>111TP3380</u></a>	Ø 40/70 mm – type 2



REF	Info
<a href="#"><u>111TP3381</u></a>	Ø 45/55 mm



REF	Info
<a href="#"><u>111TP3382</u></a>	Ø 45/55 mm – type 2



REF	Info
<a href="#"><u>111TP3383</u></a>	Ø 45/70 mm



REF	Info
<a href="#"><u>111TP3384</u></a>	Ø 45/80 mm

CYLINDER PARTS – PIÈCES DE CYLINDRE – ZYLINDER-ERSATZTEILE



SEAL KITS

KITS DE JOINTS – DICHTUNGSSÄTZE



REF	Info
<a href="#">111TP3385</a>	Ø 50/60 mm



REF	Info
<a href="#">111TP3386</a>	Ø 55/65 mm



REF	Info
<a href="#">111TP3387</a>	Ø 55/65 mm – Minifix




REF	Info
<a href="#">111TP3388</a>	Ø 55/65 mm – type 2



REF	Info
<a href="#">111TP3389</a>	Ø 63 mm



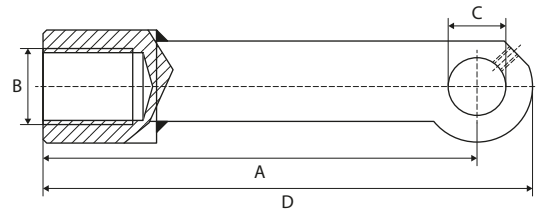
REF	Info
<a href="#">111TP3390</a>	Ø 70/80 mm



REF	Info
<a href="#">111TP3391</a>	Ø 75/85 mm

## EXTENSIONS

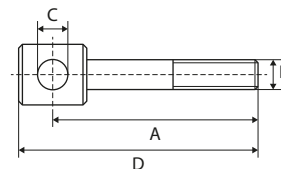
RALLONGES – VERLÄNGERUNG



REF	A	B	C	D	Info
<a href="#"><u>111TP3392</u></a>	106 mm	M30	25 mm	136 mm	600 mm
<a href="#"><u>111TP3393</u></a>	205 mm	M30	25 mm	240 mm	700 mm
<a href="#"><u>111TP3394</u></a>	300 mm	M30	25 mm	334 mm	800 mm
<a href="#"><u>111TP3395</u></a>	122 mm	M38	28 mm	162 mm	700 mm
<a href="#"><u>111TP3396</u></a>	220 mm	M38	28 mm	260 mm	800 mm
<a href="#"><u>111TP3397</u></a>	324 mm	M38	28 mm	362 mm	900 mm
<a href="#"><u>111TP3398</u></a>	125 mm	M44	36 mm	170 mm	700 mm
<a href="#"><u>111TP3399</u></a>	225 mm	M44	36 mm	270 mm	800 mm
<a href="#"><u>111TP3400</u></a>	323 mm	M44	36 mm	369 mm	900 mm
<a href="#"><u>111TP3401</u></a>	425 mm	M44	36 mm	470 mm	1000 mm
<a href="#"><u>111TP3402</u></a>	524 mm	M44	36 mm	570 mm	1100 mm

## ROD ENDS

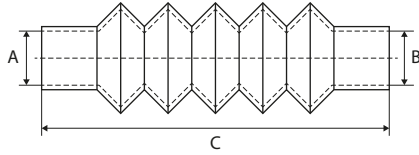
ROTULES – GELENKKÖPFE



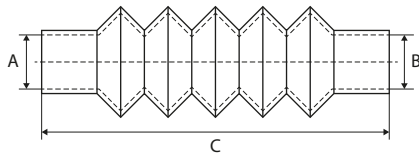
REF	A	B	C	D	Info
<a href="#"><u>111TP3403</u></a>	125 mm	M36	30 mm	155 mm	
<a href="#"><u>111TP3404</u></a>	190 mm	M36	30 mm	219 mm	
<a href="#"><u>111TP3405</u></a>	305 mm	M36	30 mm	336 mm	

**DUST COVERS**

CACHE-POUSSIÈRE – STAUBKAPPE



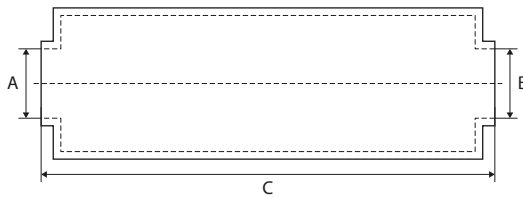
REF	Ø A/B	Min-C-Max	#1	#2
<a href="#">111TP3406</a>	50/70 mm	120-310-500 mm	<a href="#">111TP4916</a>	<a href="#">111TP4918</a>



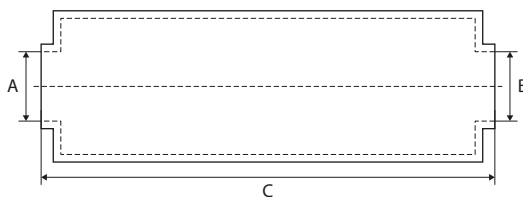
REF	Ø A/B	Min-C-Max	#1	#2
<a href="#">111TP3407</a>	70/70 mm	110-250-450 mm	<a href="#">111TP5005</a>	<a href="#">111TP5005</a>

**PROTECTION COVERS**

HOUSES DE PROTECTION – SCHUTZROHRE



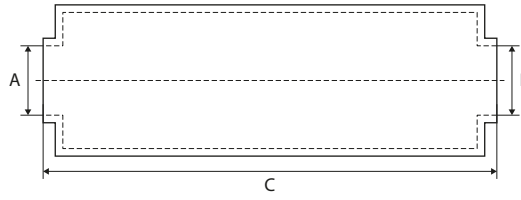
REF	Ø A/B	C	#1
<a href="#">111TP3408</a>	45/70 mm	265 mm	<a href="#">111TP4999</a>



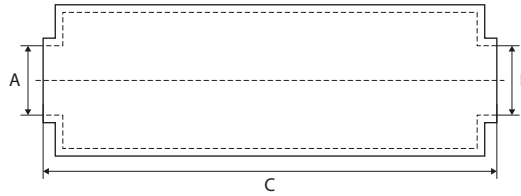
REF	Ø A/B	C	#1
<a href="#">111TP3409</a>	45/85 mm	320 mm	<a href="#">111TP4916</a>

## PROTECTION COVERS

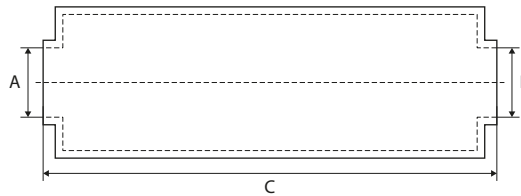
HOUSES DE PROTECTION – SCHUTZROHRE



REF	Ø A/B	C	#1
<a href="#">111TP3410</a>	57/80 mm	320 mm	<a href="#">111TP4999</a>



REF	Ø A/B	C	#1
<a href="#">111TP3411</a>	60/93 mm	265 mm	<a href="#">111TP5003</a>



REF	Ø A/B	C	#1
<a href="#">111TP3412</a>	65/105 mm	360 mm	<a href="#">111TP5003</a>

## GUIDE RINGS

BAGUES DE GUIDAGE – FÜHRUNGSRINGE




REF	Info
<a href="#">111TP3413</a>	Ø 70/78 x 21 mm

## O-RINGS

JOINTS TORIQUES – O-RINGE

REF	Info
<a href="#">111TP3414</a>	Ø 8 x 2 mm
<a href="#">111TP3415</a>	Ø 9,25 x 1,78 mm
<a href="#">111TP3416</a>	Ø 12,5 x 1,5 mm
<a href="#">111TP3417</a>	Ø 14 x 1,5 mm
<a href="#">111TP3418</a>	Ø 14 x 1,7 mm
<a href="#">111TP3419</a>	Ø 15,6 x 1,78 mm
<a href="#">111TP3420</a>	Ø 24 x 4 mm
<a href="#">111TP3421</a>	Ø 27 x 4 mm
<a href="#">111TP3422</a>	Ø 28 x 3 mm
<a href="#">111TP3423</a>	Ø 28 x 4 mm
<a href="#">111TP3424</a>	Ø 30 x 4 mm
<a href="#">111TP3425</a>	Ø 30,2 x 3 mm
<a href="#">111TP3426</a>	Ø 32 x 3 mm
<a href="#">111TP3427</a>	Ø 32 x 4 mm
<a href="#">111TP3428</a>	Ø 36 x 3 mm
<a href="#">111TP3429</a>	Ø 36 x 4 mm
<a href="#">111TP3430</a>	Ø 40 x 5 mm – 70°
<a href="#">111TP3431</a>	Ø 45 x 4 mm – 70°
<a href="#">111TP3432</a>	Ø 45 x 5 mm
<a href="#">111TP3433</a>	Ø 55 x 5 mm
<a href="#">111TP3434</a>	Ø 60 x 3 mm
<a href="#">111TP3435</a>	Ø 60 x 5 mm – 70°
<a href="#">111TP3436</a>	Ø 64 x 3 mm
<a href="#">111TP3437</a>	Ø 108 x 3 mm
<a href="#">111TP3438</a>	Ø 110,72 x 3,53 mm – 70°
<a href="#">111TP3439</a>	Ø 112 x 3 mm
<a href="#">111TP3440</a>	Ø 215 x 5 mm



## COVERS


COUVERCLES – ABDECKUNGEN



REF	Info
<a href="#"><u>111TP3441</u></a>	419 x 345 x 140 mm



REF	Info
<a href="#"><u>111TP3442</u></a>	540 x 210 mm – 2000 KUZK



REF	Info
<a href="#"><u>111TP3443</u></a>	315 x 260 x 140 mm

## CASES

BOÎTIERS – GEHÄUSE



REF	Info
<a href="#"><u>111TP3444</u></a>	1999–...

## TANKS & OIL RESERVOIRS

RÉSERVOIRS (D'HUILE) – TANKS & ÖLBEHÄLTER



REF	Info
<a href="#"><u>111TP3445</u></a>	245 x 150 x 147 mm



REF	Info
<a href="#"><u>111TP3446</u></a>	Ø 85 mm - L: 470 mm – 2,5 liter

**TANKS & OIL RESERVOIRS**  
RÉSERVOIRS (D'HUILE) – TANKS & ÖLBEHÄLTER



REF	Info
<a href="#"><u>111TP3447</u></a>	Ø 115 mm – 255 x 235 x 188 mm



REF	Info
<a href="#"><u>111TP3448</u></a>	Ø 110 mm – L: 330 mm



REF	Info
<a href="#"><u>111TP3449</u></a>	Ø 110 mm – L: 670 mm



REF	Info
<a href="#"><u>111TP3450</u></a>	Ø 125 mm – L: 670 mm



REF	Info
<a href="#"><u>111TP3451</u></a>	Ø 130 mm – L: 280 mm



REF	Info
<a href="#"><u>111TP3452</u></a>	Ø 110 mm – 6,8 liter

## FILTERS & BREATHERS

FILTRES & RENIFLARDS – FILTER & ENTLÜFTER



REF	Info
<a href="#">111TP3453</a>	1"



REF	Info
<a href="#">111TP3454</a>	1"



REF	Info
<a href="#">111TP3455</a>	3/4 x 102 mm

## LOCKS


SERRURES – VERRIEGELUNGEN



REF	Info
<a href="#">111TP3456</a>	L: 68 mm

## GASKETS

JOINTS – DICHTUNGEN



REF	Info
<a href="#">111TP3457</a>	Ø 82 – 100 x 100 mm



**SUCTION TUBES**

TUBES D'ASPIRATION – SAUGROHRE



REF

Info

111TP3458

HE6000

**CLAMPS**

PINCES – KLAMMERN



REF

Info

111TP3459

± 900 mm

# USED FOR MBB HUBFIX/INTERLIFT

## ELECTRIC MOTORS

MOTEURS ÉLECTRIQUES – ELEKTROMOTOREN



REF	Volt	kW	Rotation
<a href="#"><u>111TP3460</u></a>	24 V	2 kW	CW >>

REF	Volt	kW	Rotation
<a href="#"><u>111TP3461</u></a>	24 V	0,8 kW	CW >>



REF	Volt	kW	Rotation
<a href="#"><u>111TP3462</u></a>	24 V	2 kW	CW >>

REF	Volt	kW	Rotation
<a href="#"><u>111TP3463</u></a>	24 V	3 kW	CW >>



REF	Volt	kW	Rotation
<a href="#"><u>111TP3464</u></a>	24 V	3 kW	CW >>

REF	Volt	kW	Rotation
<a href="#"><u>111TP3465</u></a>	24 V	1,2 kW	CW >>



REF	Volt	kW	Rotation
<a href="#"><u>111TP3466</u></a>	12 V	2 kW	CW >>
<a href="#"><u>111TP3467</u></a>	24 V	2 kW	CW >>

REF	Volt	kW	Rotation
<a href="#"><u>111TP3468</u></a>	12 V	1,7 kW	CW >>
<a href="#"><u>111TP3469</u></a>	24 V	2,2 kW	CW >>



REF	Volt	kW	Rotation
<a href="#"><u>111TP3470</u></a>	12 V	0,8 kW	CW >>
<a href="#"><u>111TP3471</u></a>	24 V	0,8 kW	CW >>

REF	Volt	kW	Rotation
<a href="#"><u>111TP3472</u></a>	12 V	0,8 kW	<< CCW
<a href="#"><u>111TP3473</u></a>	24 V	1,2 kW	<< CCW

MOTORS, PUMPS & PARTS – MOTEURS, POMPES & ACCESSOIRES – MOTOREN, PUMPEN & ERSATZTEILE

## HYDRAULIC PUMPS

POMPES HYDRAULIQUES – HYDRAULIKPUMPEN



REF	CC	Rotation	Info
<a href="#">111TP3474</a>	1,2 cc	<< CCW	W3B1/L-TYP
<a href="#">111TP3475</a>	2 cc	<< CCW	W3B1/L-TYP
<a href="#">111TP3476</a>	2,5 cc	<< CCW	W3B1/L-TYP

REF	CC	Rotation	Info
<a href="#">111TP3477</a>	1,1 cc	<< CCW	CBK-TYP
<a href="#">111TP3478</a>	2,1 cc	<< CCW	CBK-TYP
<a href="#">111TP3479</a>	3,3 cc	<< CCW	CBK-TYP



REF	CC	Rotation	Info
<a href="#">111TP3480</a>	1,2 cc	CW >>	HE1000-TYP

REF	CC	Rotation	Info
<a href="#">111TP3481</a>	0,8 cc	<< CCW	



REF	CC	Rotation	Info
<a href="#">111TP3482</a>	2 cc	<< CCW	

REF	CC	Rotation	Info
<a href="#">111TP3483</a>	1 cc	CW >>	



REF	CC	Rotation	Info
<a href="#">111TP3484</a>	1,2 cc	<< CCW	

## SOLENOID SWITCHES/CONTACTORS

SOLENOÏDES/CONTACTEURS – MAGNETSCHALTER/SCHÜTZE



REF	Volt	Amp	Info
<a href="#">111TP3485</a>	12 V	100 A	
<a href="#">111TP3486</a>	24 V	100 A	



REF	Volt	Amp	Info
<a href="#">111TP3492</a>	12 V	150 A	350 A – 5 sec
<a href="#">111TP3487</a>	24 V	150 A	350 A – 5 sec



REF	Volt	Amp	Info
<a href="#">111TP3488</a>	12 V	150 A	
<a href="#">111TP3489</a>	24 V	150 A	



REF	Volt	Amp	Info
<a href="#">111TP3490</a>	12 V	100 A	
<a href="#">111TP3491</a>	24 V	100 A	

## COUPLERS

COUPLEURS – KUPPLUNGEN



REF	Info
<a href="#">111TP3493</a>	Ø 20 x 12 mm



REF	Info
<a href="#">111TP3494</a>	Ø 15 x 37 mm



REF	Info
<a href="#">111TP3495</a>	Ø 18 x 48 mm



REF	Info
<a href="#">111TP3496</a>	Ø 18 x 23 mm

**COUPLERS**

COUPLEURS - KUPPLUNGEN



REF	Info
<a href="#"><u>111TP3497</u></a>	Ø 22 x 13 mm

**BRUSHES & BRUSH ROCKERS**

BALAIS & COLLIERS PORTE-BALAIS - KOHLENBÜRSTEN & -HALTER



REF	Info
<a href="#"><u>111TP3498</u></a>	15,8 x 8,9 x 15,8 mm - 24 V



REF	Info
<a href="#"><u>111TP3499</u></a>	24,8 x 9,9 x 22,9 mm



REF	Info
<a href="#"><u>111TP3500</u></a>	12,8 x 8,9 x 25,5 mm



REF	Info
<a href="#"><u>111TP3501</u></a>	12,5 x 7,3 x 19,2 mm - 24 V



REF	Info
<a href="#"><u>111TP3502</u></a>	11,7 x 5,9 x 11,3 mm - Ø 79 mm



REF	Info
<a href="#"><u>111TP3503</u></a>	Ø 105 mm

## BEARINGS ROULEMENTS – LAGER



REF	Info
<a href="#">111TP3504</a>	Ø 12/16 x 10 mm



REF	Info
<a href="#">111TP3505</a>	Ø 12/32 x 10 mm

REF	Info
<a href="#">111TP3506</a>	Ø 12/32 x 10 mm
<a href="#">111TP3507</a>	Ø 12/32 x 10 mm – C3
<a href="#">111TP3508</a>	Ø 15/35 x 10 mm
<a href="#">111TP3509</a>	Ø 17/35 x 10 mm
<a href="#">111TP3510</a>	Ø 20/42 x 10 mm



## BACK BEARING COVERS

COUVERCLES DE ROULEMENT ARRIÈRE – LAGERDECKEL HINTEN



REF	Info
<a href="#">111TP3511</a>	Ø 125 mm

## CLAMPS

PINCES – KLAMMERN



REF	Info
<a href="#">111TP3512</a>	Ø 125 x 16 mm

## HOSES

TUYAUX - SCHLÄUCHE



REF	Hose Ø	Hose Ø	Length	Fitting 1	Fitting 2	Info
<a href="#">111TP3513</a>	1/4"	6,4 mm	630 mm	M16 x 1,5 mm	M16 x 1,5 mm	-40-100 °C
<a href="#">111TP3514</a>	1/4"	6,4 mm	700 mm	M16 x 1,5 mm	M16 x 1,5 mm	-40-100 °C
<a href="#">111TP3515</a>	1/4"	6,4 mm	850 mm	M16 x 1,5 mm	M16 x 1,5 mm	-40-100 °C
<a href="#">111TP3516</a>	1/4"	6,4 mm	1400 mm	M16 x 1,5 mm	M16 x 1,5 mm	-40-100 °C
<a href="#">111TP3517</a>	1/4"	6,4 mm	1525 mm	M16 x 1,5 mm	M16 x 1,5 mm	-40-100 °C
<a href="#">111TP3518</a>	1/4"	6,4 mm	1650 mm	M16 x 1,5 mm	M16 x 1,5 mm	-40-100 °C
<a href="#">111TP3519</a>	1/4"	6,4 mm	2000 mm	M16 x 1,5 mm	M16 x 1,5 mm	-40-100 °C
<a href="#">111TP3520</a>	1/4"	6,4 mm	2200 mm	M16 x 1,5 mm	M16 x 1,5 mm	-40-100 °C
<a href="#">111TP3521</a>	1/4"	6,4 mm	2400 mm	M16 x 1,5 mm	M16 x 1,5 mm	-40-100 °C
<a href="#">111TP3522</a>	1/4"	6,4 mm	3000 mm	M16 x 1,5 mm	M16 x 1,5 mm	-40-100 °C
<a href="#">111TP3523</a>		2 mm	380 mm	M12 x 1,5 mm	M12 x 1,5 mm	-40-100 °C
<a href="#">111TP3524</a>		2 mm	620 mm	M12 x 1,5 mm	M12 x 1,5 mm	-40-100 °C
<a href="#">111TP3525</a>		4 mm	2080 mm	M6	M6	-40-100 °C



REF	Hose Ø	Hose Ø	Length	Fitting 1	Fitting 2	Info
<a href="#">111TP3526</a>	1/4"	6,4 mm	2000 mm	BC90K - 1/4" BSP	MSFO - M16 x 1,5 mm	-40-100 °C



REF	Hose Ø	Hose Ø	Length	Fitting 1	Fitting 2	Info
<a href="#">111TP3527</a>	1/4"	6,4 mm	750 mm	M16 x 1,5 mm	M16 x 1,5 mm	-40-100 °C
<a href="#">111TP3528</a>	1/4"	6,4 mm	850 mm	M16 x 1,5 mm	M16 x 1,5 mm	-40-100 °C



REF	Hose Ø	Hose Ø	Length	Fitting 1	Fitting 2	Info
<a href="#">111TP3529</a>	1/4"	6,4 mm	850 mm	M16 x 1,5 mm	M16 x 1,5 mm	-40-100 °C

## HOSES

TUYAUX – SCHLÄUCHE



REF	Hose Ø	Hose Ø	Length	Fitting 1	Fitting 2	Info
<a href="#">111TP3530</a>	1/4"	6,4 mm	600 mm	10 mm	10 mm	-40–100 °C



REF	Hose Ø	Hose Ø	Length	Fitting 1	Fitting 2	Info
<a href="#">111TP3531</a>	1/4"	6,4 mm	2000 mm	M16 x 1,5 mm	M16 x 1,5 mm	-40–100 °C



REF	Hose Ø	Hose Ø	Length	Fitting 1	Fitting 2	Info
<a href="#">111TP3532</a>	1/4"	6,4 mm	600 mm	M16 x 1,5 mm	M16 x 1,5 mm	-40–100 °C
<a href="#">111TP3533</a>	1/4"	6,4 mm	1000 mm	M16 x 1,5 mm	M16 x 1,5 mm	-40–100 °C

## HOSE SETS

KITS DE TUYAUX – SCHLAUCHSETS



REF	Info
<a href="#">111TP3534</a>	Ø 1/4" – 6 x 850 mm



## SOLENOID VALVES

ÉLECTROVANNES – MAGNETVENTILE



REF	Volt	Ø	Info
<a href="#">111TP3535</a>	12 V	15 mm	M20 x 1,5 mm
<a href="#">111TP3536</a>	24 V	15 mm	M20 x 1,5 mm

REF	Volt	Ø	Info
<a href="#">111TP3537</a>	12 V	15 mm	M20 x 1,5 mm
<a href="#">111TP3538</a>	24 V	15 mm	M20 x 1,5 mm

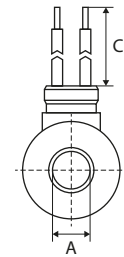
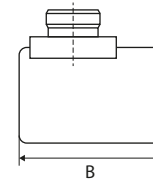


REF	Volt	Ø	Info
<a href="#">111TP3539</a>	12 V	13,8 x 15,3 x 16,8 mm	M20 x 1,5 mm
<a href="#">111TP3540</a>	24 V	13,8 x 15,3 x 16,8 mm	M20 x 1,5 mm

REF	Volt	Ø	Info
<a href="#">111TP3541</a>	12 V	15,8 x 17,4 x 18,9 mm	7/8" UNF
<a href="#">111TP3542</a>	24 V	15,8 x 17,4 x 18,9 mm	7/8" UNF

## COILS

BOBINES – SPULEN



REF	Volt	A	B
<a href="#">111TP3543</a>	12 V	18 mm	50 mm
<a href="#">111TP3544</a>	24 V	18 mm	50 mm

## VALVE BLOCKS

BOÎTIERS À SOUPAPES – STEUERBLÖCKE



REF	Info
<a href="#">111TP3545</a>	12 V
<a href="#">111TP3546</a>	24 V

REF	Info
<a href="#">111TP3547</a>	

## REGULATING VALVES

SOUPAPES DE RÉGULATION – REGELVENTILE



REF	Info
<a href="#"><u>111TP3548</u></a>	R5 – 1/4"

REF	Info
<a href="#"><u>111TP3549</u></a>	1 liter/min



REF	Info
<a href="#"><u>111TP3550</u></a>	3 liter/min

## VALVES & SWITCHES

SOUPAPES & INTERRUPTEURS – VENTILE & SCHALTER

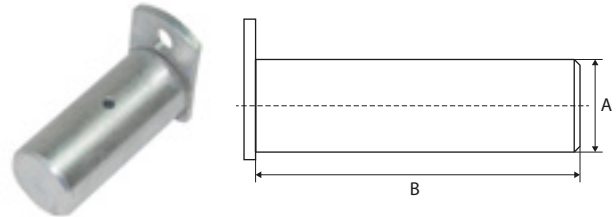
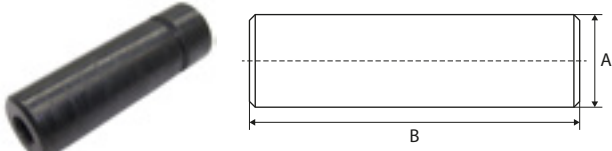


REF	Info
<a href="#"><u>111TP3551</u></a>	2,6 bar – NC

REF	Info
<a href="#"><u>111TP3552</u></a>	4–4,5 bar

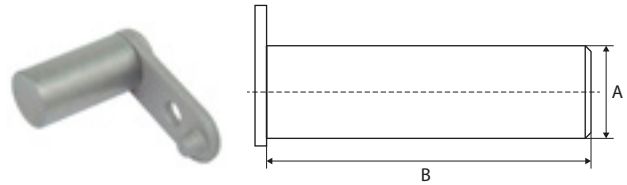
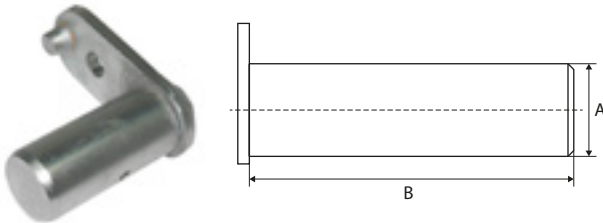
## PINS

AXES - ACHSEN



REF	A	B	Info
<a href="#"><u>111TP3553</u></a>	25 mm	82 mm	

REF	A	B	Info
<a href="#"><u>111TP3554</u></a>	30 mm	66 mm	M8 x 1 mm
<a href="#"><u>111TP3555</u></a>	30 mm	95 mm	M8 x 1 mm
<a href="#"><u>111TP3556</u></a>	30 mm	113 mm	M8 x 1 mm
<a href="#"><u>111TP3557</u></a>	30 mm	123 mm	M8 x 1 mm
<a href="#"><u>111TP3558</u></a>	30 mm	153 mm	M8 x 1 mm
<a href="#"><u>111TP3559</u></a>	40 mm	65 mm	M8 x 1 mm



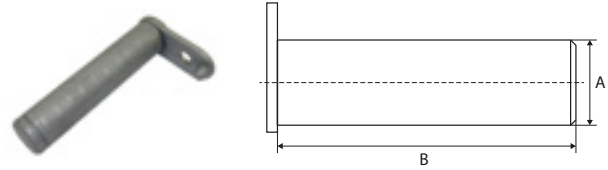
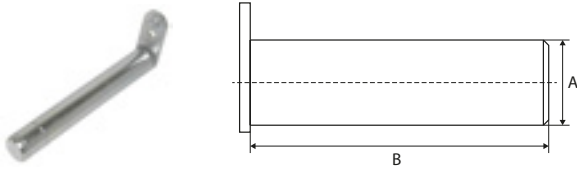
REF	A	B	Info
<a href="#"><u>111TP3560</u></a>	25 mm	55 mm	M10 x 1 mm
<a href="#"><u>111TP3561</u></a>	25 mm	114 mm	M10 x 1 mm
<a href="#"><u>111TP3562</u></a>	28 mm	58 mm	M10 x 1 mm
<a href="#"><u>111TP3563</u></a>	28 mm	74 mm	M10 x 1 mm
<a href="#"><u>111TP3564</u></a>	28 mm	98 mm	M10 x 1 mm
<a href="#"><u>111TP3565</u></a>	28 mm	108 mm	M10 x 1 mm
<a href="#"><u>111TP3566</u></a>	28 mm	115 mm	M10 x 1 mm
<a href="#"><u>111TP3567</u></a>	28 mm	120 mm	M10 x 1 mm
<a href="#"><u>111TP3568</u></a>	28 mm	445 mm	M10 x 1 mm
<a href="#"><u>111TP3569</u></a>	36 mm	170 mm	M10 x 1 mm

REF	A	B	Info
<a href="#"><u>111TP3570</u></a>	25 mm	48 mm	
<a href="#"><u>111TP3571</u></a>	25 mm	64 mm	
<a href="#"><u>111TP3572</u></a>	25 mm	114 mm	
<a href="#"><u>111TP3573</u></a>	28 mm	48 mm	
<a href="#"><u>111TP3574</u></a>	28 mm	56 mm	
<a href="#"><u>111TP3575</u></a>	28 mm	90 mm	
<a href="#"><u>111TP3576</u></a>	28 mm	119 mm	
<a href="#"><u>111TP3577</u></a>	28 mm	155 mm	
<a href="#"><u>111TP3578</u></a>	36 mm	80 mm	
<a href="#"><u>111TP3579</u></a>	36 mm	81 mm	
<a href="#"><u>111TP3580</u></a>	36 mm	92 mm	
<a href="#"><u>111TP3581</u></a>	36 mm	105 mm	
<a href="#"><u>111TP3582</u></a>	36 mm	106 mm	
<a href="#"><u>111TP3583</u></a>	36 mm	120 mm	
<a href="#"><u>111TP3584</u></a>	40 mm	85 mm	
<a href="#"><u>111TP3585</u></a>	40 mm	105 mm	
<a href="#"><u>111TP3586</u></a>	40 mm	145 mm	
<a href="#"><u>111TP3587</u></a>	50 mm	125 mm	

# USED FOR MBB HUBFIX/INTERLIFT

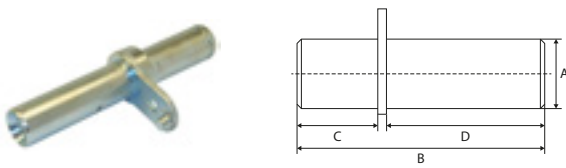
## PINS

AXES – ACHSEN



REF	A	B	Info
<a href="#">111TP3588</a>	25 mm	170 mm	
<a href="#">111TP3589</a>	28 mm	170 mm	
<a href="#">111TP3590</a>	36 mm	198 mm	


REF	A	B	Info
<a href="#">111TP3591</a>	28 mm	125 mm	
<a href="#">111TP3592</a>	36 mm	198 mm	
<a href="#">111TP3593</a>	40 mm	185 mm	



REF	A	B	C	D	Info
<a href="#">111TP3594</a>	28 mm	168 mm	64 mm	89 mm	M10 x 1 mm
<a href="#">111TP3595</a>	28 mm	187 mm	64 mm	109 mm	M10 x 1 mm
<a href="#">111TP3596</a>	36 mm	205 mm	90 mm	100 mm	M10 x 1 mm
<a href="#">111TP3597</a>	36 mm	213 mm	92 mm	106 mm	M10 x 1 mm
<a href="#">111TP3598</a>	36 mm	222 mm	91 mm	116 mm	M10 x 1 mm

## PIN SETS

KITS D'AXES – ACHSENSETS



REF	Info
<a href="#">111TP3599</a>	HFL



REF	Info
<a href="#">111TP3600</a>	500 Minifix



REF	Info
<a href="#">111TP3601</a>	750K



REF	Info
<a href="#">111TP3602</a>	500–750 K/KSP – 1000KL/AQ

PINS, BUSHINGS & ROLLERSPINS, BUSHINGS & ROLLERS – AXES, BAGUES & GALETS – ACHSEN, BUCHSEN & ROLLEN

## PIN SETS

KITS D'AXES - ACHSENSETS



REF	Info
<a href="#"><u>111TP3603</u></a>	1000 Athlet



REF	Info
<a href="#"><u>111TP3604</u></a>	1000K



REF	Info
<a href="#"><u>111TP3605</u></a>	1000K - 1500KL - Alu



REF	Info
<a href="#"><u>111TP3606</u></a>	1000K - 1500KL - steel



REF	Info
<a href="#"><u>111TP3607</u></a>	1500-2000K/KK/KUZ/KUZK



REF	Info
<a href="#"><u>111TP3608</u></a>	1500K/700 - 2000K/700



REF	Info
<a href="#"><u>111TP3609</u></a>	2000 KUZF/BDF



REF	Info
<a href="#"><u>111TP3610</u></a>	2000K/800-1100



REF	Info
<a href="#"><u>111TP3611</u></a>	3000K

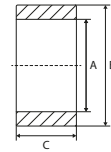
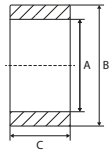


REF	Info
<a href="#"><u>111TP3612</u></a>	3000K - 3000KUZ

# USED FOR MBB HUBFIX/INTERLIFT

## PLATFORM ROLLERS

GALETS DE TRANSPALETTE – PLATTFORMROLLEN



REF	A	B	C	REF	A	B	C
<a href="#">111TP3613</a>	25 mm	80 mm	50 mm	<a href="#">111TP3616</a>	31 mm	90 mm	45 mm
<a href="#">111TP3614</a>	28 mm	100 mm	50 mm	<a href="#">111TP3617</a>	41 mm	115 mm	60 mm
<a href="#">111TP3615</a>	36 mm	110 mm	74 mm				

## PLATFORM ROLLER SETS

KITS DE GALETS DE TRANSPALETTE – PLATTFORMROLLENSETS



REF	Info	REF	Info
<a href="#">111TP3618</a>	Ø 25/80 x 50 mm – L: 170 mm	<a href="#">111TP3619</a>	Ø 28/100 x 50 – L: 155 mm



REF	Info	REF	Info
<a href="#">111TP3620</a>	Ø 25/80 x 50 mm – L: 168 mm	<a href="#">111TP3621</a>	Ø 28/100 x 50 mm – L: 170 mm – 1000K



REF	Info	REF	Info
<a href="#">111TP3622</a>	Ø 28/100 x 50 mm – L: 187 mm	<a href="#">111TP3623</a>	Ø 36/110 x 74 mm – L: 198 mm

PINS, BUSHINGS & ROLLERSPINS, BUSHINGS & ROLLERS – AXES, BAGUES & GALETS – ACHSEN, BUCHSEN & ROLLEN

## PLATFORM ROLLER SETS

KITS DE GALETS DE TRANSPALETTE - PLATTFORMROLLENSETS



REF	Info
<a href="#">111TP3624</a>	Ø 36/110 x 74 mm - L: 205 mm

REF	Info
<a href="#">111TP3625</a>	Ø 36/110 x 74 mm - L: 213 mm

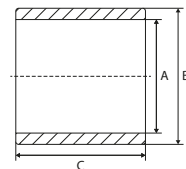
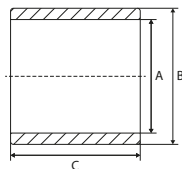


REF	Info
<a href="#">111TP3626</a>	Ø 36/110 x 74 mm - L: 222 mm

REF	Info
<a href="#">111TP3627</a>	Ø 41/115x 60 mm - L: 185 mm - 3000K

## BUSHINGS

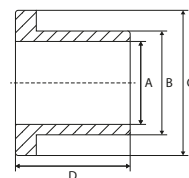
BAGUES - BUCHSEN



REF	A	B	C	Info
<a href="#">111TP3629</a>	25 mm	28 mm	15 mm	DX
<a href="#">111TP3630</a>	30 mm	34 mm	15 mm	DX
<a href="#">111TP3631</a>	30 mm	34 mm	20 mm	DX
<a href="#">111TP3632</a>	30 mm	34 mm	30 mm	DX
<a href="#">111TP3633</a>	30 mm	34 mm	40 mm	DX
<a href="#">111TP3634</a>	35 mm	39 mm	20 mm	DX
<a href="#">111TP3635</a>	40 mm	44 mm	30 mm	DX

REF	A	B	C	Info
<a href="#">111TP3636</a>	25 mm	29 mm	31 mm	
<a href="#">111TP3637</a>	28 mm	32 mm	31 mm	
<a href="#">111TP3638</a>	28 mm	32 mm	36 mm	
<a href="#">111TP3639</a>	28 mm	32 mm	48 mm	
<a href="#">111TP3640</a>	36 mm	40 mm	36 mm	
<a href="#">111TP3641</a>	36 mm	40 mm	39 mm	
<a href="#">111TP3642</a>	36 mm	40 mm	41 mm	
<a href="#">111TP3643</a>	40 mm	44 mm	41 mm	
<a href="#">111TP3644</a>	50 mm	55 mm	41 mm	

REF	A	B	C	D
<a href="#">111TP3628</a>	36 mm	40 mm	50 mm	17 mm



## BUSHING SETS

KITS DE BAGUES – BUCHSENSETS



REF	Info
<a href="#"><u>111TP3645</u></a>	HFL



REF	Info
<a href="#"><u>111TP3646</u></a>	500 Minifix



REF	Info
<a href="#"><u>111TP3647</u></a>	500-750K/KSP – 1000KL




REF	Info
<a href="#"><u>111TP3648</u></a>	1000 Athlet



REF	Info
<a href="#"><u>111TP3649</u></a>	1000K/1500KL/1000KUZ/1500KLKZ



REF	Info
<a href="#"><u>111TP3650</u></a>	1500-2000K/KK/KUZ/KUZK



REF	Info
<a href="#"><u>111TP3651</u></a>	3000K/3000KZ

PINS, BUSHINGS & ROLLERSPINS, BUSHINGS & ROLLERS – AXES, BAGUES & GALETS – ACHSEN, BUCHSEN & ROLLEN



## SCREWS, NUTS & RINGS

VIS, ÉCROUS & RONDELLES – SCHRAUBEN, MUTTERN & RINGE



REF	Info
<a href="#">111TP3652</a>	Ø 26/39 x 4,5 mm
<a href="#">111TP3653</a>	Ø 28/50 x 3 mm
<a href="#">111TP3654</a>	Ø 29/42 x 4,5 mm
<a href="#">111TP3655</a>	Ø 36/65 x 4,5 mm
<a href="#">111TP3656</a>	Ø 40/70 x 5,5 mm

REF	Info
<a href="#">111TP3657</a>	Ø 2,9 x 16 mm



REF	Info
<a href="#">111TP3658</a>	B15 sensor

REF	Info
<a href="#">111TP3659</a>	B16 sensor



REF	Info
<a href="#">111TP1345</a>	M8 x 12 mm
<a href="#">111TP1264</a>	M8 x 16 mm
<a href="#">111TP1265</a>	M10 x 18 mm

REF	Info
<a href="#">111TP1266</a>	M12 x 50 mm
<a href="#">111TP1267</a>	M16 x 30 mm
<a href="#">111TP1268</a>	M16 x 40 mm
<a href="#">111TP1269</a>	M16 x 80 mm

## SCREWS, NUTS & RINGS

VIS, ÉCROUS & RONDELLES – SCHRAUBEN, MUTTERN & RINGE



REF	Info
<a href="#"><u>111TP1270</u></a>	M8 x 75 mm
<a href="#"><u>111TP1271</u></a>	M10 x 75 mm
<a href="#"><u>111TP1344</u></a>	M14 x 150 mm
<a href="#"><u>111TP1272</u></a>	M14 x 180 mm
<a href="#"><u>111TP1273</u></a>	M14 x 230 mm
<a href="#"><u>111TP1274</u></a>	M16 x 75 mm
<a href="#"><u>111TP1275</u></a>	M16 x 150 mm
<a href="#"><u>111TP1276</u></a>	M16 x 155 mm

REF	Info
<a href="#"><u>111TP1277</u></a>	M6 x 80 mm
<a href="#"><u>111TP1278</u></a>	M8 x 30 mm
<a href="#"><u>111TP1279</u></a>	M8 x 60 mm
<a href="#"><u>111TP1280</u></a>	M16 x 45 mm
<a href="#"><u>111TP1281</u></a>	M20 x 50 mm



REF	Info
<a href="#"><u>111TP1282</u></a>	M8 x 12 mm
<a href="#"><u>111TP1283</u></a>	M10 x 20 mm

REF	Info
<a href="#"><u>111TP1284</u></a>	M6 x 12 mm
<a href="#"><u>111TP1285</u></a>	M6 x 16 mm
<a href="#"><u>111TP1286</u></a>	M12 x 30 mm



REF	Info
<a href="#"><u>111TP1287</u></a>	M8 x 20 mm
<a href="#"><u>111TP1288</u></a>	M8 x 25 mm
<a href="#"><u>111TP1289</u></a>	M8 x 30 mm
<a href="#"><u>111TP1290</u></a>	M12 x 25 mm
<a href="#"><u>111TP1291</u></a>	M12 x 45 mm

REF	Info
<a href="#"><u>111TP1306</u></a>	M6 x 45 mm
<a href="#"><u>111TP1342</u></a>	M8 x 80 mm
<a href="#"><u>111TP1307</u></a>	M8 x 90 mm
<a href="#"><u>111TP1308</u></a>	M10 x 80 mm

## SCREWS, NUTS & RINGS

VIS, ÉCROUS & RONDELLES – SCHRAUBEN, MUTTERN & RINGE



REF	Info
<a href="#">111TP1292</a>	M3
<a href="#">111TP1293</a>	M5
<a href="#">111TP1294</a>	M6
<a href="#">111TP1295</a>	M8
<a href="#">111TP1296</a>	M10
<a href="#">111TP1297</a>	M12
<a href="#">111TP1298</a>	M14
<a href="#">111TP1299</a>	M16
<a href="#">111TP1300</a>	M20

REF	Info
<a href="#">111TP1309</a>	Ø 25 mm
<a href="#">111TP1310</a>	Ø 28 mm
<a href="#">111TP1311</a>	Ø 30 mm
<a href="#">111TP1312</a>	Ø 35 mm
<a href="#">111TP1314</a>	Ø 39 mm
<a href="#">111TP1313</a>	Ø 40 mm



REF	Info
<a href="#">111TP1301</a>	Ø 6 mm
<a href="#">111TP1302</a>	Ø 8 mm
<a href="#">111TP1303</a>	Ø 24 mm

REF	Info
<a href="#">111TP1315</a>	M6
<a href="#">111TP1316</a>	M8
<a href="#">111TP1343</a>	M16



REF	Info
<a href="#">111TP1304</a>	Ø 6 x 16 mm
<a href="#">111TP1305</a>	Ø 8 x 60 mm

## ROLL STOPS & PARTS

BUTÉES DE ROUES & ACCESSOIRES – ABROLLSICHERUNGEN & ERSATZTEILE



REF	Info
<a href="#"><u>111TP3660</u></a>	25 x 22 mm

## SPRINGS & GAS SPRINGS

RESSORTS & VÉRINS À GAZ – FEDERN & GASDRUCKFEDERN



REF	Info
<a href="#"><u>111TP3661</u></a>	43 x 127 mm – Ø 3,5 mm



REF	Info
<a href="#"><u>111TP3662</u></a>	85 x 85 mm – Ø 4 mm

## BUMPERS & BUFFERS

PARE-CHOC & BUTOIRS – STOSSDÄMPFER & -PUFFER



REF	Info
<a href="#"><u>111TP3663</u></a>	Ø 50 x 21 mm – M14



REF	Info
<a href="#"><u>111TP3664</u></a>	50 x 212 x 55 mm

## CAPS

BOUCHONS – DECKEL



REF	Info
<a href="#">111TP3665</a>	280 mm – left
<a href="#">111TP3666</a>	280 mm – right

REF	Info
<a href="#">111TP3667</a>	380 mm – left
<a href="#">111TP3668</a>	380 mm – right



REF	Info
<a href="#">111TP3669</a>	60 x 120 mm
<a href="#">111TP3670</a>	100 x 50 mm

REF	Info
<a href="#">111TP3671</a>	Ø 42 mm
<a href="#">111TP3672</a>	Ø 45 mm
<a href="#">111TP3673</a>	Ø 70 mm
<a href="#">111TP3674</a>	Ø 102 mm



REF	Info
<a href="#">111TP3675</a>	120 x 120 mm

REF	Info
<a href="#">111TP3677</a>	130 x 123 mm



REF	Info
<a href="#">111TP3678</a>	180 x 180 mm


REF	Info
<a href="#">111TP3679</a>	195 x 215 mm

**CAPS**

BOUCHONS - DECKEL



REF	Info
<a href="#"><u>111TP3680</u></a>	



REF	Info
<a href="#"><u>111TP3681</u></a>	Left



REF	Info
<a href="#"><u>111TP3682</u></a>	Right



REF	Info
<a href="#"><u>111TP3684</u></a>	Left



REF	Info
<a href="#"><u>111TP3683</u></a>	Right

PLATFORM PARTS

PIÈCES DE PLATEFORME – PLATTFORMERSATZTEILE



REF	Info
<a href="#">111TP3685</a>	Left



REF	Info
<a href="#">111TP3686</a>	Right



REF	Info
<a href="#">111TP3688</a>	1500K/2000K – left



REF	Info
<a href="#">111TP3687</a>	1500K/2000K – right




REF	Info
<a href="#">111TP3689</a>	Left



REF	Info
<a href="#">111TP3690</a>	Right



REF	Info
<a href="#">111TP3691</a>	§ 53b Abs. 5 StVZO TÜV/CE with certificate – 250 x 400 mm



REF	Info
<a href="#">111TP1320</a>	§ 53b Abs. 5 StVZO TÜV/CE without certificate – 250 x 400 mm

## PLATFORM PARTS

PIÈCES DE PLATEFORME – PLATTFORMERSATZTEILE



REF	Info
<a href="#"><u>111TP3692</u></a>	200 x 300 mm

## GREASE FITTINGS & CAPS

RACCORDS DE GRAISSAGE & BOUCHONS – SCHMIERNIPPEL & SCHUTZKAPPEN



REF	Info
<a href="#"><u>111TP3693</u></a>	M10 x 1 mm – 180°



REF	Info
<a href="#"><u>111TP3694</u></a>	M10 x 1 mm – with cap



REF	Info
<a href="#"><u>111TP3695</u></a>	



**CONTROLLERS**

COMMANDES – BEDIENUNGEN



REF	Info
<a href="#"><u>111TP3696</u></a>	12–24 V



REF	Info
<a href="#"><u>111TP3697</u></a>	Used for REF <a href="#"><u>111TP3696</u></a>



REF	Info
<a href="#"><u>111TP3698</u></a>	12–24 V



REF	Info
<a href="#"><u>111TP3699</u></a>	Used for REF <a href="#"><u>111TP3698</u></a>

**JOYSTICKS**

LEVIERS DE COMMANDE – JOYSTICKS



REF	Info
<a href="#"><u>111TP3700</u></a>	I–O–II

## ROTARY/PUSH SWITCHES & PARTS

INTERRUPTEURS ROTATIFS/POUSSOIRS & ACCESSOIRES – DREH-/DRUCKSCHALTER & ERSATZTEILE



REF	Info
<a href="#"><u>111TP3701</u></a>	I-O-I

REF	Info
<a href="#"><u>111TP3702</u></a>	2 positions



REF	Info
<a href="#"><u>111TP3703</u></a>	K – new version

## FOOT CONTROLLERS & PARTS

COMMANDES AU PIED & ACCESSOIRES – FUSSSCHALTER & ERSATZTEILE



REF	Info
<a href="#"><u>111TP3704</u></a>	2100 mm

REF	Info
<a href="#"><u>111TP3705</u></a>	2100 mm – lift



REF	Info
<a href="#"><u>111TP3706</u></a>	2100 mm – lower

REF	Info
<a href="#"><u>111TP3707</u></a>	2000 mm

SWITCHES & CONTROLLERS – INTERRUPTEURS & COMMANDES – SCHALTER & BEDIENUNGEN

**FOOT CONTROLLERS & PARTS**

COMMANDES AU PIED & ACCESSOIRES – FUSSSCHALTER & ERSATZTEILE



REF	Info
<a href="#"><u>111TP3708</u></a>	Ø 79 x 35 mm – 4 x Ø 4 mm

REF	Info
<a href="#"><u>111TP3709</u></a>	Ø 79 mm – 4 x Ø 4 mm



REF	Info
<a href="#"><u>111TP3710</u></a>	Ø 30 mm

REF	Info
<a href="#"><u>111TP3711</u></a>	Ø 30 mm



REF	Info
<a href="#"><u>111TP3712</u></a>	Ø 40 mm

REF	Info
<a href="#"><u>111TP3713</u></a>	Ø 40 mm



REF	Info
<a href="#"><u>111TP3714</u></a>	Ø 40 mm

## CONTACT ELEMENTS

BLOCS DE CONTACT – KONTAKTELEMENTE



REF	Info
<a href="#"><u>111TP3715</u></a>	2 x NO



REF	Info
<a href="#"><u>111TP3716</u></a>	2 x NO



REF	Info
<a href="#"><u>111TP3717</u></a>	1 x NC

## BATTERY/EMERGENCY SWITCHES & PARTS

COUPE BATTERIE/INTERRUPTEURS D'ARRÊT D'URGENCE & ACCESSOIRES – BATTERIE-/NOTSTOPPSCHALTER & ERSATZTEILE



REF	Info
<a href="#"><u>111TP2931</u></a>	150 A – 1000 A – 5 sec



REF	Info
<a href="#"><u>111TP3718</u></a>	1 x NC



REF	Info
<a href="#"><u>111TP3719</u></a>	Ø 10,5 mm



REF	Info
<a href="#"><u>111TP3720</u></a>	4 contacts – 30,5 x 25 mm

## BATTERY/EMERGENCY SWITCHES & PARTS

COUPE BATTERIE/INTERRUPTEURS D'ARRÊT D'URGENCE & ACCESSOIRES – BATTERIE-/NOTSTOPPSCHALTER & ERSATZTEILE



REF	Info
<a href="#">111TP3721</a>	E23



REF	Info
<a href="#">111TP3722</a>	4 contacts – Ø 22 mm

## CONTROL BOXES & PARTS

BOÎTIERS DE CONTRÔLE & ACCESSOIRES – BEDIENKÄSTEN & ERSATZTEILE



REF	Info
<a href="#">111TP3723</a>	12–24V



REF	Info
<a href="#">111TP3724</a>	12–24 V



REF	Info
<a href="#">111TP3725</a>	± 405 x 170 x 125 mm



REF	Info
<a href="#">111TP3726</a>	K+



REF	Info
<a href="#">111TP3728</a>	K+

**SENSORS & SWITCHES**

CAPTEURS & INTERRUPTEURS – SENSOREN & SCHALTER



REF	Info
<a href="#"><u>111TP3729</u></a>	B15 – 3500/5500 mm



REF	Info
<a href="#"><u>111TP3730</u></a>	B16 – 2900/4000 mm



REF	Info
<a href="#"><u>111TP3731</u></a>	B16 – 4000 mm



REF	Info
<a href="#"><u>111TP3732</u></a>	B16 – 2900/5500 mm



REF	Info
<a href="#"><u>111TP3733</u></a>	10–36 V – DC – NO – 2000 mm – PUR



REF	Info
<a href="#"><u>111TP3734</u></a>	10–36 V – DC – NC – 2000 mm – PUR



REF	Info
<a href="#"><u>111TP3735</u></a>	12–24 V – IP67 – 2500 mm



REF	Info
<a href="#"><u>111TP3736</u></a>	10–55 V – DC – NO/NC – programmable – 6000 mm – PUR

SWITCHES & CONTROLLERS – INTERRUPTEURS & COMMANDES – SCHALTER & BEDIENTUNGEN

**SENSORS & SWITCHES**

CAPTEURS & INTERRUPTEURS – SENSOREN & SCHALTER



REF	Info
<a href="#"><u>111TP3737</u></a>	B13 – K+H1+K1+



REF	Info
<a href="#"><u>111TP3738</u></a>	B13 – Athlet



REF	Info
<a href="#"><u>111TP3739</u></a>	B13 – H



REF	Info
<a href="#"><u>111TP3740</u></a>	



REF	Info
<a href="#"><u>111TP3741</u></a>	B13 – 2000 mm



REF	Info
<a href="#"><u>111TP3742</u></a>	1400 mm



REF	Info
<a href="#"><u>111TP3743</u></a>	B9



REF	Info
<a href="#"><u>111TP3744</u></a>	B8

## SENSORS & SWITCHES

CAPTEURS & INTERRUPTEURS – SENSOREN & SCHALTER



REF	Info
<a href="#">111TP3745</a>	B10



REF	Info
<a href="#">111TP3746</a>	2070 mm



REF	Info
<a href="#">111TP3747</a>	L: 480 mm – 73 x 29,5 x 18,3 mm

## MICROSWITCHES WITH CABLE

MICRORUPTEURS AVEC CÂBLE – MIKROSCHALTER MIT KABEL



REF	Info
<a href="#">111TP3748</a>	250 V – 5 A – IP66 – 500 mm



REF	Info
<a href="#">111TP3749</a>	250 V – 5 A – IP66 – 1500 mm

## VARIOUS CONTROLLER PARTS

DIVERSES PIÈCES DE COMMANDE – WEITERE BEDIENUNG-ERSATZTEILE



REF	Info
<a href="#">111TP3750</a>	Ø 32 mm



## ATLAS CONTROLLERS

COMMANDES ATLAS – ATLAS BEDIENUNGEN



REF	Info
<a href="#"><u>111TP3751</u></a>	Extreme specific – 2 buttons 12–24 V – 5 A – IP67 – IK09 – KUZ-K-HUBFIX



REF	Info
<a href="#"><u>111TP3752</u></a>	Extreme specific – 2 buttons 12–24 V – 5 A – IP67 – IK09



REF	Info
<a href="#"><u>111TP3753</u></a>	Extreme specific – 2 buttons 12–24 V – 5 A – IP67 – IK09



REF	Info
<a href="#"><u>111TP3754</u></a>	Extreme specific – 3 buttons 12–24 V – 5 A – IP67 – IK09 – KUZ-K-HUBFIX



REF	Info
<a href="#"><u>111TP3755</u></a>	Extreme specific – 3 buttons 12–24 V – 5 A – IP67 – IK09



REF	Info
<a href="#"><u>111TP3756</u></a>	Evolution – 2 buttons 12–24 V – IP67 – IK09



REF	Info
<a href="#"><u>111TP3757</u></a>	Evolution – 2 buttons 12–24 V – IP67 – IK09



REF	Info
<a href="#"><u>111TP3758</u></a>	Evolution – 3 buttons 12–24 V – IP67 – IK09



REF	Info
<a href="#"><u>111TP3759</u></a>	Extreme universal – 2 buttons – 12–24 V 500 mA – IP67 – IK09 – programmable



REF	Info
<a href="#"><u>111TP3760</u></a>	Extreme universal – 3 buttons – 12–24 V 500 mA – IP67 – IK09 – programmable

See also chapter 15 – Accessories for more Atlas controllers.

## KOSTAL CABLES

CÂBLES KOSTAL – KOSTALKABEL



REF

Info

[111TP3761](#)

4000 mm – M24 x 1 mm

REF

Info

[111TP3762](#)

4000 mm – M27 x 1 mm

## CONNECTORS & PARTS

CONNECTEURS & ACCESSOIRES – STECKER & ERSATZTEILE



REF

Info

[111TP3763](#)

6 pole

REF

Info

[111TP3764](#)

# USED FOR MBB HUBFIX/INTERLIFT

ELECTRICAL PARTS – PIÈCES ÉLECTRIQUES – ELEKTRISCHE ERSATZTEILE

## FLASHLIGHTS & PARTS

LAMPES TORCHES & ACCESSOIRES – BLINKLEUCHTEN & ERSATZTEILE



REF	Info
<a href="#"><u>111TP3765</u></a>	12-24 V – LED – type 2007



REF	Info
<a href="#"><u>111TP3766</u></a>	12-24 V – LED – EU




REF	Info
<a href="#"><u>111TP3767</u></a>	20° – IP68




REF	Info
<a href="#"><u>111TP3768</u></a>	Used for REF. <a href="#"><u>111TP3767</u></a>

## CIRCUIT BOARDS/CONTROLLERS

CIRCUITS IMPRIMÉS/COMMANDES – LEITERPLATTEN/BEDIENUNGEN



REF	Info
<a href="#"><u>111TP3770</u></a>	12 V – 1000 Athlet
<a href="#"><u>111TP3769</u></a>	24 V – 1000 Athlet



REF	Info
<a href="#"><u>111TP3771</u></a>	K+ serie



REF	Info
<a href="#"><u>111TP3772</u></a>	PLUS



REF	Info
<a href="#"><u>111TP3773</u></a>	KUZ/K+ serie – 2XB15

## CIRCUIT BOARDS/CONTROLLERS

CIRCUITS IMPRIMÉS/COMMANDES – LEITERPLATTEN/BEDIENUNGEN



REF	Info
<a href="#"><u>111TP3774</u></a>	K1+ EC9114

REF	Info
<a href="#"><u>111TP3775</u></a>	KUZF

## CIRCUIT BOARDS/CONTROLLERS

CIRCUITS IMPRIMÉS/COMMANDES – LEITERPLATTEN/BEDIENUNGEN



REF	Info
<a href="#"><u>111TP3776</u></a>	12–24 V – K-serie

## RELAIS

RELAIS – RELAIS



REF	Info
<a href="#"><u>111TP3777</u></a>	24 V

REF	Info
<a href="#"><u>111TP3778</u></a>	24 V



REF	Info
<a href="#"><u>111TP3779</u></a>	Universal

REF	Info
<a href="#"><u>111TP3780</u></a>	305 mm

## FUSES

FUSIBLES – SICHERUNGEN



REF	Info	REF	Info
<a href="#">111TP3781</a>	100 A – DIN 72581/5	<a href="#">111TP3785</a>	100 A
<a href="#">111TP3782</a>	125 A – DIN 72581/5	<a href="#">111TP3786</a>	150 A
<a href="#">111TP3783</a>	150 A – DIN 72581/5	<a href="#">111TP3787</a>	200 A
<a href="#">111TP3784</a>	200 A – DIN 72581/5		

## FUSE HOLDERS & PARTS

PORTE-FUSIBLES & ACCESSOIRES – SICHERUNGSHALTER & ERSATZTEILE



REF	Info
<a href="#">111TP3788</a>	M8

## TOGGLE SWITCHES

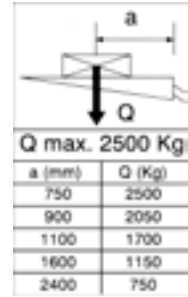
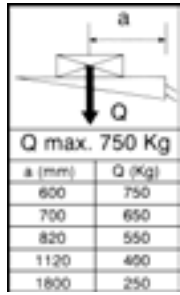
INTERRUPTEURS À LEVIER – KIPPSCHALTER



REF	Info
<a href="#">111TP3789</a>	15 A – 250 V

DECALS

AUTOCOLLANTS – AUFKLEBER



REF	Info
<a href="#"><u>111TP3790</u></a>	Max 750 kg

REF	Info
<a href="#"><u>111TP3791</u></a>	Max 2500 kg




REF	Info
<a href="#"><u>111TP3792</u></a>	Athlet



REF	Info
<a href="#"><u>111TP3793</u></a>	HS

DECALS – AUTOCOLLANTS – AUFKLEBER

Lined area for notes with horizontal dotted lines.



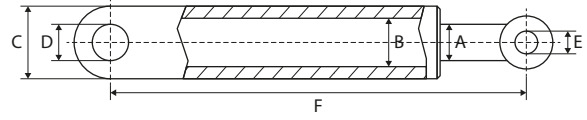
**10**

**USED FOR  
PALGATE/  
PALFINGER**

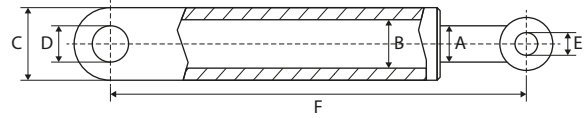


## LIFT CYLINDERS

VÉRINS DE LEVAGE – HUBZYLINDER



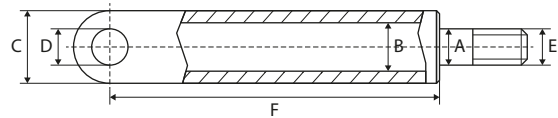
REF	A	B	C	D	E	F	Info
<a href="#">111TP3794</a>	60 mm		80 mm	30 mm	30 mm	480 mm	PBS1010



REF	A	B	C	D	E	F	Info
<a href="#">111TP3795</a>	50 mm	55 mm	65 mm	30 mm	30 mm	480 mm	PBS 500, 750, 1000, 1500
<a href="#">111TP5146</a>	50 mm	55 mm	65 mm	30 mm	30 mm	620 mm	1000/1500/2000 kg

## TILT CYLINDERS

VÉRIN D'INCLINAISON – SCHLIESSZYLINDER



REF	A	B	C	D	E	F	Info
<a href="#">111TP3796</a>	45 mm	70 mm	82 mm	30 mm	M36 – Ø 45 mm	500 mm	

# USED FOR PALGATE/PALFINGER

CYLINDER PARTS - PIÈCES DE CYLINDRE - ZYLINDER-ERSATZTEILE

## SEAL KITS

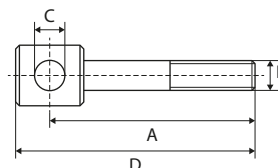
KITS DE JOINTS - DICHTUNGSSÄTZE



REF	Info	REF	Info
<a href="#">111TP3797</a>	Ø 45/70 mm	<a href="#">111TP3798</a>	Ø 50/60 mm

## ROD ENDS

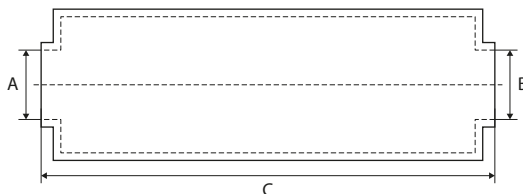
ROTULES - GELENKÖPFE



REF	A	B	C	D	Info
<a href="#">111TP3799</a>	125 mm	M36	30 mm	155 mm	
<a href="#">111TP3404</a>	190 mm	M36	30 mm	219 mm	PBS1010
<a href="#">111TP3800</a>	305 mm	M36	30 mm	336 mm	

## PROTECTION COVERS

HOUSSES DE PROTECTION - SCHUTZROHRE



REF	Ø A/B	C	#1
<a href="#">111TP3801</a>	45/85 mm	320 mm	<a href="#">111TP4916</a>

## O-RINGS

JOINTS TORIQUES – O-RINGE

REF	Info
<a href="#"><u>111TP3802</u></a>	Ø 12,5 x 1,5 mm
<a href="#"><u>111TP3803</u></a>	Ø 14 x 1,5 mm
<a href="#"><u>111TP3804</u></a>	Ø 14 x 1,7 mm
<a href="#"><u>111TP3805</u></a>	Ø 64 x 3 mm



## COVERS COUVERCLES – ABDECKUNGEN



REF

Info

**111TP3806**

419 x 345 x 140 mm

## TANKS & OIL RESERVOIRS

RÉSERVOIRS (D'HUILE) – TANKS & ÖLBEHÄLTER



REF

Info

**111TP3807**

Ø 110 mm – 6,8 liter

ELECTRIC MOTORS

MOTEURS ÉLECTRIQUES – ELEKTROMOTOREN



REF	Volt	kW	Rotation	REF	Volt	kW	Rotation
<a href="#"><u>111TP3808</u></a>	12 V	1,7 kW	CW >>	<a href="#"><u>111TP3810</u></a>	24 V	3 kW	
<a href="#"><u>111TP3809</u></a>	24 V	2,2 kW	CW >>				

## HOSES TUYAUX – SCHLÄUCHE



REF	Hose Ø	Hose Ø	Length	Fitting 1	Fitting 2	Info
<a href="#">111TP3811</a>	1/4"	6,4 mm	630 mm	M16 x 1,5 mm	M16 x 1,5 mm	-40-100 °C

VALVE BLOCKS

BOÎTIERS À SOUPAPES – STEUERBLÖCKE



REF	Info
<a href="#"><u>111TP3812</u></a>	12 V
<a href="#"><u>111TP3813</u></a>	24 V

VALVES & SWITCHES

SOUPAPES & INTERRUPTEURS – VENTILE & SCHALTER

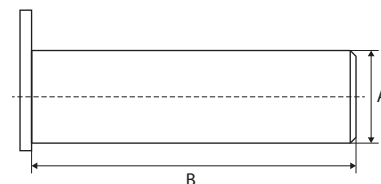


REF	Info
<a href="#"><u>111TP3814</u></a>	Cap: REF 111TP5017

## PINS

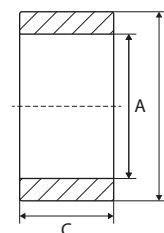
AXES – ACHSEN

REF	A	B	Info
<a href="#">111TP3815</a>	30 mm	66 mm	M8 x 1 mm
<a href="#">111TP3816</a>	30 mm	95 mm	M8 x 1 mm
<a href="#">111TP3817</a>	30 mm	128 mm	M8 x 1 mm
<a href="#">111TP3818</a>	30 mm	153 mm	M8 x 1 mm
<a href="#">111TP3819</a>	40 mm	65 mm	M8 x 1 mm



## PLATFORM ROLLERS

GALETS DE TRANSPALETTE – PLATTFORMROLLEN

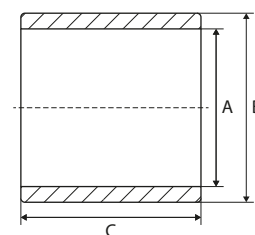


REF	A	B	C
<a href="#">111TP3820</a>	25 mm	115 mm	60 mm

## BUSHINGS

BAGUES – BUCHSEN

REF	A	B	C	Info
<a href="#">111TP3821</a>	25 mm	28 mm	15 mm	DX
<a href="#">111TP3822</a>	30 mm	34 mm	15 mm	DX
<a href="#">111TP3823</a>	30 mm	34 mm	20 mm	DX
<a href="#">111TP3824</a>	30 mm	34 mm	30 mm	DX
<a href="#">111TP3825</a>	30 mm	34 mm	40 mm	DX
<a href="#">111TP3826</a>	35 mm	39 mm	20 mm	DX
<a href="#">111TP3827</a>	40 mm	44 mm	30 mm	DX





# USED FOR PALGATE/PALFINGER

## SCREWS, NUTS & RINGS

VIS, ÉCROUS & RONDELLES – SCHRAUBEN, MUTTERN & RINGE



REF	Info
<a href="#">111TP1345</a>	M8 x 12 mm
<a href="#">111TP1264</a>	M8 x 16 mm
<a href="#">111TP1265</a>	M10 x 18 mm

REF	Info
<a href="#">111TP1266</a>	M12 x 50 mm
<a href="#">111TP1267</a>	M16 x 30 mm
<a href="#">111TP1268</a>	M16 x 40 mm
<a href="#">111TP1269</a>	M16 x 80 mm



REF	Info
<a href="#">111TP1270</a>	M8 x 75 mm
<a href="#">111TP1271</a>	M10 x 75 mm
<a href="#">111TP1344</a>	M14 x 150 mm
<a href="#">111TP1272</a>	M14 x 180 mm
<a href="#">111TP1273</a>	M14 x 230 mm
<a href="#">111TP1274</a>	M16 x 75 mm
<a href="#">111TP1275</a>	M16 x 150 mm
<a href="#">111TP1276</a>	M16 x 155 mm

REF	Info
<a href="#">111TP1277</a>	M6 x 80 mm
<a href="#">111TP1278</a>	M8 x 30 mm
<a href="#">111TP1279</a>	M8 x 60 mm
<a href="#">111TP1280</a>	M16 x 45 mm
<a href="#">111TP1281</a>	M20 x 50 mm



REF	Info
<a href="#">111TP1282</a>	M8 x 12 mm
<a href="#">111TP1283</a>	M10 x 20 mm

REF	Info
<a href="#">111TP1284</a>	M6 x 12 mm
<a href="#">111TP1285</a>	M6 x 16 mm
<a href="#">111TP1286</a>	M12 x 30 mm

# USED FOR PALGATE/PALFINGER

## SCREWS, NUTS & RINGS

VIS, ÉCROUS & RONDELLES – SCHRAUBEN, MUTTERN & RINGE



REF	Info
<a href="#"><u>111TP1287</u></a>	M8 x 20 mm
<a href="#"><u>111TP1288</u></a>	M8 x 25 mm
<a href="#"><u>111TP1289</u></a>	M8 x 30 mm
<a href="#"><u>111TP1290</u></a>	M12 x 25 mm
<a href="#"><u>111TP1291</u></a>	M12 x 45 mm

REF	Info
<a href="#"><u>111TP1306</u></a>	M6 x 45 mm
<a href="#"><u>111TP1342</u></a>	M8 x 80 mm
<a href="#"><u>111TP1307</u></a>	M8 x 90 mm
<a href="#"><u>111TP1308</u></a>	M10 x 80 mm



REF	Info
<a href="#"><u>111TP1292</u></a>	M3
<a href="#"><u>111TP1293</u></a>	M5
<a href="#"><u>111TP1294</u></a>	M6
<a href="#"><u>111TP1295</u></a>	M8
<a href="#"><u>111TP1296</u></a>	M10
<a href="#"><u>111TP1297</u></a>	M12
<a href="#"><u>111TP1298</u></a>	M14
<a href="#"><u>111TP1299</u></a>	M16
<a href="#"><u>111TP1300</u></a>	M20

REF	Info
<a href="#"><u>111TP1309</u></a>	Ø 25 mm
<a href="#"><u>111TP1310</u></a>	Ø 28 mm
<a href="#"><u>111TP1311</u></a>	Ø 30 mm
<a href="#"><u>111TP1312</u></a>	Ø 35 mm
<a href="#"><u>111TP1314</u></a>	Ø 39 mm
<a href="#"><u>111TP1313</u></a>	Ø 40 mm



REF	Info
<a href="#"><u>111TP1301</u></a>	Ø 6 mm
<a href="#"><u>111TP1302</u></a>	Ø 8 mm
<a href="#"><u>111TP1303</u></a>	Ø 24 mm

REF	Info
<a href="#"><u>111TP1315</u></a>	M6
<a href="#"><u>111TP1316</u></a>	M8
<a href="#"><u>111TP1343</u></a>	M16

MECHANICAL PARTS – PIÈCES MÉCANIQUES – MECHANISCHE ERSTATZTEILE

# USED FOR PALGATE/PALFINGER

## SCREWS, NUTS & RINGS

VIS, ÉCROUS & RONDELLES – SCHRAUBEN, MUTTERN & RINGE



REF	Info
<a href="#"><u>111TP1304</u></a>	Ø 6 x 16 mm
<a href="#"><u>111TP1305</u></a>	Ø 8 x 60 mm

## PLATFORM PARTS

PIÈCES DE PLATEFORME – PLATTFORMERSATZTEILE



REF	Info
<a href="#"><u>111TP3691</u></a>	§ 53b Abs. 5 StVZO TÜV/CE with certificate – 250 x 400 mm

REF	Info
<a href="#"><u>111TP1320</u></a>	§ 53b Abs. 5 StVZO TÜV/CE without certificate – 250 x 400 mm

## JOYSTICKS

LEVIERS DE COMMANDE – JOYSTICKS



REF	Info
<a href="#"><u>111TP3828</u></a>	6 pole – L: 430 mm

## FOOT CONTROLLERS & PARTS

COMMANDES AU PIED & ACCESSOIRES – FUSSSCHALTER & ERSATZTEILE



REF	Info
<a href="#"><u>111TP3829</u></a>	Ø 30 mm



REF	Info
<a href="#"><u>111TP3830</u></a>	Ø 30 mm



REF	Info
<a href="#"><u>111TP3831</u></a>	Ø 40 mm



REF	Info
<a href="#"><u>111TP3832</u></a>	Ø 40 mm



REF	Info
<a href="#"><u>111TP3833</u></a>	Ø 40 mm

# USED FOR PALGATE/PALFINGER

SWITCHES & CONTROLLERS – INTERRUPTEURS & COMMANDES – SCHALTER & BEDIENUNGEN

## CONTACT ELEMENTS

BLOCS DE CONTACT – KONTAKTELEMENTE



REF	Info
<a href="#">111TP3834</a>	1 x NO

## SENSORS & SWITCHES

CAPTEURS & INTERRUPTEURS – SENSOREN & SCHALTER



REF	Info
<a href="#">111TP3835</a>	PBS1010



REF	Info
<a href="#">111TP3836</a>	Ø 18 x 100 mm – 12-24 V



REF	Info
<a href="#">111TP1978</a>	Ø 25 x 100 mm – 12-24 V



REF	Info
<a href="#">111TP3837</a>	PBS 500-2000

## MICROSWITCHES WITH CABLE

MICRORUPTEURS AVEC CÂBLE – MIKROSCHALTER MIT KABEL



REF	Info
<a href="#">111TP3838</a>	250 V – 5 A – IP66 – 500 mm

## CONNECTORS & PARTS

CONNECTEURS & ACCESSOIRES – STECKER & ERSATZTEILE



REF

[111TP3839](#)

Info

6 pole



REF

[111TP3840](#)

Info

## FLASHLIGHTS & PARTS

LAMPES TORCHES & ACCESSOIRES – BLINKLEUCHTEN & ERSATZTEILE



REF	Info
<a href="#">111TP3841</a>	20° – IP68


REF	Info
<a href="#">111TP3842</a>	Used for REF <a href="#">111TP3841</a>



REF	Info
<a href="#">111TP3843</a>	12-24 V – LED – type 2007

## TOGGLE SWITCHES

INTERRUPTEURS À LEVIER – KIPPSCHALTER




REF	Info
<a href="#">111TP3844</a>	PBS1010

## VARIOUS ELECTRICAL PARTS

DIVERSES PIÈCES ÉLECTRIQUES – WEITERE ELEKTRISCHE ERSATZTEILE



REF	Info
<a href="#">111TP3845</a>	PG13.5



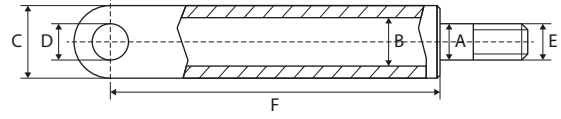
**11**

**USED FOR RATCLIFF**

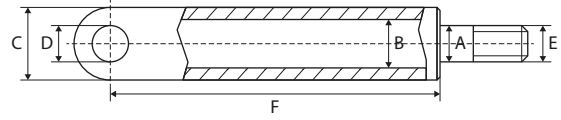


## LIFT CYLINDERS

VÉRINS DE LEVAGE – HUBZYLINDER



REF	A	B	C	D	E	F	Info
<a href="#"><u>111TP5126</u></a>	28 mm	35 mm	45 mm	20 mm		825 mm	Ø 35 x 600 mm



REF	A	B	C	D	E	F	Info
<a href="#"><u>111TP5127</u></a>	28 mm	35 mm	45 mm	20 mm		736 mm	Ø 35 x 600 mm

# USED FOR RATCLIFF

## ELECTRIC MOTORS

MOTEURS ÉLECTRIQUES – ELEKTROMOTOREN



REF	Volt	kW	Rotation
<a href="#">111TP3846</a>	12 V	1,6 kW	CW >>
<a href="#">111TP3809</a>	24 V	2,2 kW	CW >>

REF	Volt	kW	Rotation
<a href="#">111TP3847</a>	12 V	0,8 kW	CW >>



REF	Volt	kW	Rotation
<a href="#">111TP3848</a>	12 V	1,6 kW	CW >>

REF	Volt	kW	Rotation
<a href="#">111TP3849</a>	24 V	0,5 kW	CW >>



REF	Volt	kW	Rotation
<a href="#">111TP3850</a>	24 V	1,8 kW	CW >>

## SOLENOID SWITCHES/CONTACTORS

SOLENOÏDES/CONTACTEURS – MAGNETSCHALTER/SCHÜTZE



REF	Volt	Amp	Info
<a href="#">111TP3851</a>	12 V	150 A	
<a href="#">111TP3852</a>	24 V	150 A	

MOTORS, PUMPS & PARTS – MOTEURS, POMPES & ACCESSOIRES – MOTOREN, PUMPEN & ERSATZTEILE

## BRUSHES

BALAIS – KOHLEBÜRSTEN



REF

Info

[111TP3853](#)

15,8 x 8,9 x 15,8 mm – 24 V



REF

Info

[111TP3854](#)

12,8 x 8,9 x 25,5 mm

## BEARINGS

ROULEMENTS – LAGER



REF

Info

[111TP3855](#)

Ø 12/16 x 10 mm



REF

Info

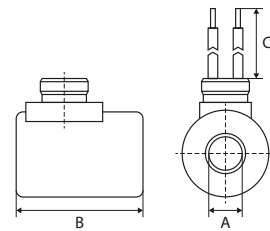
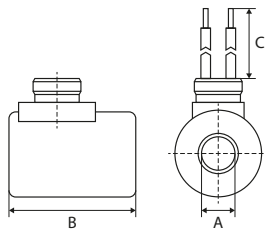
[111TP3856](#)

Ø 12/32 x 10 mm

[111TP3857](#)

Ø 15/35 x 11 mm

## COILS BOBINES – SPULEN

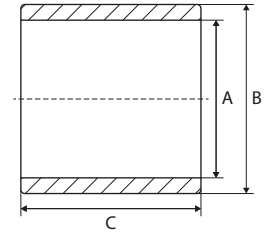


REF	Volt	A	B	C
<a href="#"><u>111TP3858</u></a>	12 V	16 mm	50 mm	500 mm

REF	Volt	A	B	C
<a href="#"><u>111TP3859</u></a>	24 V	16 mm	52 mm	380 mm

## BUSHINGS BAGUES - BUCHSEN

REF	A	B	C	Info
<a href="#"><u>111TP3860</u></a>	20 mm	23 mm	20 mm	DX
<a href="#"><u>111TP3861</u></a>	25 mm	28 mm	25 mm	DX
<a href="#"><u>111TP3862</u></a>	30 mm	34 mm	25 mm	DX



## SCREWS, NUTS & RINGS

VIS, ÉCROUS & RONDELLES – SCHRAUBEN, MUTTERN & RINGE



REF	Info
<a href="#"><u>111TP1345</u></a>	M8 x 12 mm
<a href="#"><u>111TP1264</u></a>	M8 x 16 mm
<a href="#"><u>111TP1265</u></a>	M10 x 18 mm

REF	Info
<a href="#"><u>111TP1266</u></a>	M12 x 50 mm
<a href="#"><u>111TP1267</u></a>	M16 x 30 mm
<a href="#"><u>111TP1268</u></a>	M16 x 40 mm
<a href="#"><u>111TP1269</u></a>	M16 x 80 mm



REF	Info
<a href="#"><u>111TP1270</u></a>	M8 x 75 mm
<a href="#"><u>111TP1271</u></a>	M10 x 75 mm
<a href="#"><u>111TP1344</u></a>	M14 x 150 mm
<a href="#"><u>111TP1272</u></a>	M14 x 180 mm
<a href="#"><u>111TP1273</u></a>	M14 x 230 mm
<a href="#"><u>111TP1274</u></a>	M16 x 75 mm
<a href="#"><u>111TP1275</u></a>	M16 x 150 mm
<a href="#"><u>111TP1276</u></a>	M16 x 155 mm

REF	Info
<a href="#"><u>111TP1277</u></a>	M6 x 80 mm
<a href="#"><u>111TP1278</u></a>	M8 x 30 mm
<a href="#"><u>111TP1279</u></a>	M8 x 60 mm
<a href="#"><u>111TP1280</u></a>	M16 x 45 mm
<a href="#"><u>111TP1281</u></a>	M20 x 50 mm



REF	Info
<a href="#"><u>111TP1282</u></a>	M8 x 12 mm
<a href="#"><u>111TP1283</u></a>	M10 x 20 mm

REF	Info
<a href="#"><u>111TP1284</u></a>	M6 x 12 mm
<a href="#"><u>111TP1285</u></a>	M6 x 16 mm
<a href="#"><u>111TP1286</u></a>	M12 x 30 mm

## SCREWS, NUTS & RINGS

VIS, ÉCROUS & RONDELLES – SCHRAUBEN, MUTTERN & RINGE



REF	Info
<a href="#">111TP1287</a>	M8 x 20 mm
<a href="#">111TP1288</a>	M8 x 25 mm
<a href="#">111TP1289</a>	M8 x 30 mm
<a href="#">111TP1290</a>	M12 x 25 mm
<a href="#">111TP1291</a>	M12 x 45 mm

REF	Info
<a href="#">111TP1306</a>	M6 x 45 mm
<a href="#">111TP1342</a>	M8 x 80 mm
<a href="#">111TP1307</a>	M8 x 90 mm
<a href="#">111TP1308</a>	M10 x 80 mm



REF	Info
<a href="#">111TP1292</a>	M3
<a href="#">111TP1293</a>	M5
<a href="#">111TP1294</a>	M6
<a href="#">111TP1295</a>	M8
<a href="#">111TP1296</a>	M10
<a href="#">111TP1297</a>	M12
<a href="#">111TP1298</a>	M14
<a href="#">111TP1299</a>	M16
<a href="#">111TP1300</a>	M20

REF	Info
<a href="#">111TP1309</a>	Ø 25 mm
<a href="#">111TP1310</a>	Ø 28 mm
<a href="#">111TP1311</a>	Ø 30 mm
<a href="#">111TP1312</a>	Ø 35 mm
<a href="#">111TP1314</a>	Ø 39 mm
<a href="#">111TP1313</a>	Ø 40 mm



REF	Info
<a href="#">111TP1301</a>	Ø 6 mm
<a href="#">111TP1302</a>	Ø 8 mm
<a href="#">111TP1303</a>	Ø 24 mm

REF	Info
<a href="#">111TP1315</a>	M6
<a href="#">111TP1316</a>	M8
<a href="#">111TP1343</a>	M16

## SCREWS, NUTS & RINGS

VIS, ÉCROUS & RONDELLES – SCHRAUBEN, MUTTERN & RINGE



REF	Info
<a href="#"><u>111TP1304</u></a>	Ø 6 x 16 mm
<a href="#"><u>111TP1305</u></a>	Ø 8 x 60 mm

## SLIDER BLOCKS, ROLLERS & WEAR PLATES

BLOCS DE DÉFILEMENT, GALETS & PLAQUES D'USURE – GLEITBLÖCKE, LAUFROLLEN & VERSCHLEISSPLATTEN



REF	Info
<a href="#"><u>111TP3863</u></a>	Ø 15/42 mm – 13 mm



## PLATFORM PARTS

PIÈCES DE PLATEFORME – PLATTFORMERSATZTEILE



REF	Info
<a href="#"><u>111TP3864</u></a>	Ø 30 x 68 mm – 1/2"



REF	Info
<a href="#"><u>111TP3865</u></a>	Ø 30 x 68 mm – 17/32"



REF	Info
<a href="#"><u>111TP3866</u></a>	Ø 30 x 68 mm – 7/16"



REF	Info
<a href="#"><u>111TP3867</u></a>	1/2"




REF	Info
<a href="#"><u>111TP3868</u></a>	17/32"



REF	Info
<a href="#"><u>111TP3869</u></a>	7/16"



REF	Info
<a href="#"><u>111TP3870</u></a>	§ 53b Abs. 5 StVZO TÜV/CE with certificate – 250 x 400 mm



REF	Info
<a href="#"><u>111TP1320</u></a>	§ 53b Abs. 5 StVZO TÜV/CE without certificate – 250 x 400 mm

## CONNECTORS & PARTS

CONNECTEURS & ACCESSOIRES – STECKER & ERSATZTEILE



REF	Info
<a href="#"><u>111TP3871</u></a>	35 mm – 160 A – SBE160



REF	Info
<a href="#"><u>111TP3872</u></a>	7 pole – DIN 72577 – ISO 1724



REF	Info
<a href="#"><u>111TP3873</u></a>	7 pole – DIN 72577 – ISO 1724

## RELAIS

RELAIS – RELAIS



REF

[111TP3874](#)

Info

24 V – 150 A

## THYRISTORS & DIODES

THYRISTORS & DIODES – THYRISTOREN & DIODEN








REF

[111TP3875](#)

Info

800 V – 6 A

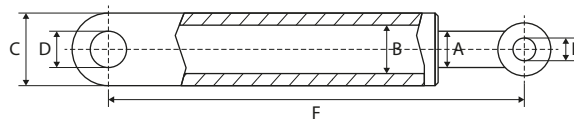


**12**

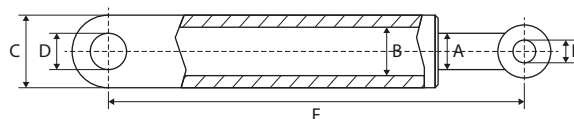
**USED FOR  
SÖRENSEN**

## LIFT CYLINDERS

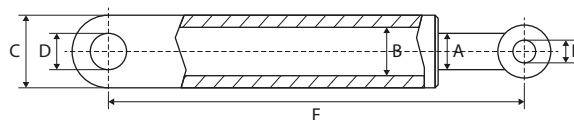
VÉRINS DE LEVAGE – HUBZYLINDER



REF	A	B	C	D	E	F	Info
<a href="#">111TP3876</a>	60 mm		80 mm	30 mm	30 mm	460 mm	SX1-750/751



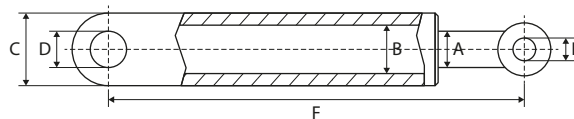
REF	A	B	C	D	E	F	Info
<a href="#">111TP3877</a>	70 mm		90 mm	35 mm	30 mm	522 mm	



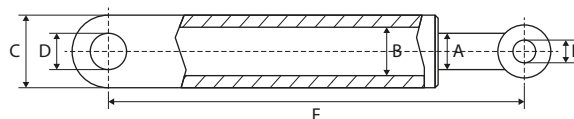
REF	A	B	C	D	E	F	Info
<a href="#">111TP3878</a>	63 mm		80 mm	35 mm	35 mm	518 mm	X1-1000

## TILT CYLINDERS

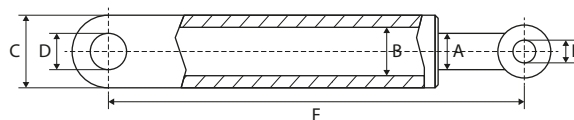
VÉRIN D'INCLINAISON – SCHLIESSZYLINDER



REF	A	B	C	D	E	F	Info
<a href="#">111TP3879</a>	45 mm	80 mm	90 mm	35 mm	35 mm	640 mm	SX1-1001



REF	A	B	C	D	E	F	Info
<a href="#">111TP3880</a>	45 mm	70 mm	80 mm	35 mm	35 mm	640 mm	X1-1000



REF	A	B	C	D	E	F	Info
<a href="#">111TP3881</a>	45 mm	80 mm	90 mm	35 mm	35 mm	640 mm	X1-1500

## PISTON RODS

TIGES DE PISTON – KOLBENSTANGEN



REF	A	B	C	Info
<a href="#">111TP3882</a>	63 mm	418 mm	30 mm	X1-1000 – used for cylinder REF <a href="#">111TP3878</a>
<a href="#">111TP3883</a>	70 mm	440 mm	30 mm	Used for cylinder REF <a href="#">111TP3877</a>

## SEAL KITS

KITS DE JOINTS – DICHTUNGSSÄTZE



REF	Info
<a href="#">111TP3884</a>	Ø 40/70 mm



REF	Info
<a href="#">111TP3885</a>	Ø 40/70 mm



REF	Info
<a href="#">111TP3886</a>	Ø 45/70 mm



REF	Info
<a href="#">111TP3887</a>	Ø 45/80 mm



REF	Info
<a href="#">111TP3888</a>	Ø 50/60 mm



REF	Info
<a href="#">111TP3889</a>	Ø 60/70 mm



REF	Info
<a href="#">111TP3890</a>	Ø 63/73 mm



REF	Info
<a href="#">111TP3891</a>	Ø 63/75 mm

## SEAL KITS

KITS DE JOINTS – DICHTUNGSSÄTZE



REF	Info
<a href="#"><u>111TP3892</u></a>	Ø 70/80 mm



REF	Info
<a href="#"><u>111TP3893</u></a>	Ø 70/80 mm



REF	Info
<a href="#"><u>111TP3894</u></a>	Ø 80/45 mm

## O-RINGS

JOINTS TORIQUES – O-RINGE



REF	Info
<a href="#"><u>111TP3895</u></a>	Ø 40,65 x 5,33 mm
<a href="#"><u>111TP3896</u></a>	Ø 47 x 5,33 mm

## CU-SEALS

JOINTS CU – CU-DICHTUNGEN



REF	Info
<a href="#"><u>111TP3898</u></a>	Ø M14 – 14,7 x 22 x 1,5 mm
<a href="#"><u>111TP3899</u></a>	Ø M16 – 16,7 x 24 x 1,5 mm
<a href="#"><u>111TP3900</u></a>	Ø M18 – 18,7 x 26 x 1,5 mm




## COVERS

COUVERCLES – ABDECKUNGEN



REF	Info
<a href="#">111TP3901</a>	290 x 255 x 265 mm – 3 kW



REF	Info
<a href="#">111TP3902</a>	315 x 260 x 140 mm



REF	Info
<a href="#">111TP3903</a>	210 x 155 x 170 mm – X1-1000

## TANKS & OIL RESERVOIRS

RÉSERVOIRS (D'HUILE) – TANKS & ÖLBEHÄLTER



REF	Info
<a href="#">111TP3904</a>	245 x 150 x 147 mm



REF	Info
<a href="#">111TP3897</a>	Ø 247 x 2 mm



REF	Info
<a href="#">111TP3905</a>	200 x 165 x 175 mm – Ø 188 mm – X1A

## DRAIN PLUGS

BOUCHONS DE VIDANGE – ABLASSSCHRAUBEN



REF	Info
<a href="#">111TP3906</a>	3/8"

## ELECTRIC MOTORS

MOTEURS ÉLECTRIQUES – ELEKTROMOTOREN



REF	Volt	kW	Rotation
<a href="#"><u>111TP3907</u></a>	12 V	0,8 kW	<< CCW
<a href="#"><u>111TP3908</u></a>	24 V	1,2 kW	<< CCW

REF	Volt	kW	Rotation
<a href="#"><u>111TP3909</u></a>	12 V	2 kW	<< CCW
<a href="#"><u>111TP3910</u></a>	24 V	2 kW	<< CCW



REF	Volt	kW	Rotation
<a href="#"><u>111TP3911</u></a>	24 V	2 kW	<< CCW

## HYDRAULIC PUMPS

POMPES HYDRAULIQUES – HYDRAULIKPUMPEN

REF	CC	Rotation	Info
<a href="#"><u>111TP3912</u></a>	0,8 cc	CW >>	HE1000-TYP
<a href="#"><u>111TP3913</u></a>	1 cc	CW >>	HE1000-TYP
<a href="#"><u>111TP3914</u></a>	1,2 cc	CW >>	HE1000-TYP
<a href="#"><u>111TP3915</u></a>	1,7 cc	CW >>	HE1000-TYP



## SOLENOID SWITCHES/CONTACTORS

SOLENOÏDES/CONTACTEURS – MAGNETSCHALTER/SCHÜTZE



REF	Volt	Amp	Info
<a href="#">111TP3916</a>	12 V	100 A	
<a href="#">111TP3917</a>	24 V	100 A	




REF	Volt	Amp	Info
<a href="#">111TP3918</a>	24 V	150 A	



REF	Volt	Amp	Info
<a href="#">111TP3919</a>	12 V	100 A	
<a href="#">111TP3920</a>	24 V	100 A	

## BRUSHES

BALAIS – KOHLEBÜRSTEN



REF	Info
<a href="#">111TP5051</a>	12,8 x 7,3 x 19,2 mm – 12 V
<a href="#">111TP3921</a>	12,8 x 7,3 x 19,2 mm – 24 V


## GUMMY ELEMENT

ÉLÉMENT CAOUTCHOUC – GUMMIELEMENTE



REF	Info
<a href="#">111TP3922</a>	Ø 80/94 x 40 mm

## HOSES TUYAUX – SCHLÄUCHE



REF	Hose Ø	Hose Ø	Length	Fitting 1	Fitting 2	Info
<a href="#"><u>111TP3923</u></a>	3/8"	9,5 mm	750 mm	M18 x 1,5 mm	M18 x 1,5 mm	-40–100 °C
<a href="#"><u>111TP3924</u></a>	3/8"	9,5 mm	800 mm	M18 x 1,5 mm	M18 x 1,5 mm	-40–100 °C
<a href="#"><u>111TP3925</u></a>	3/8"	9,5 mm	900 mm	M18 x 1,5 mm	M18 x 1,5 mm	-40–100 °C
<a href="#"><u>111TP3926</u></a>	3/8"	9,5 mm	2000 mm	M18 x 1,5 mm	M18 x 1,5 mm	-40–100 °C



REF	Hose Ø	Hose Ø	Length	Fitting 1	Fitting 2	Info
<a href="#"><u>111TP3927</u></a>	3/8"	9,5	2000 mm	M18 x 1,5 mm	M18 x 1,5 mm	-40–100 °C

## SOLENOID VALVES

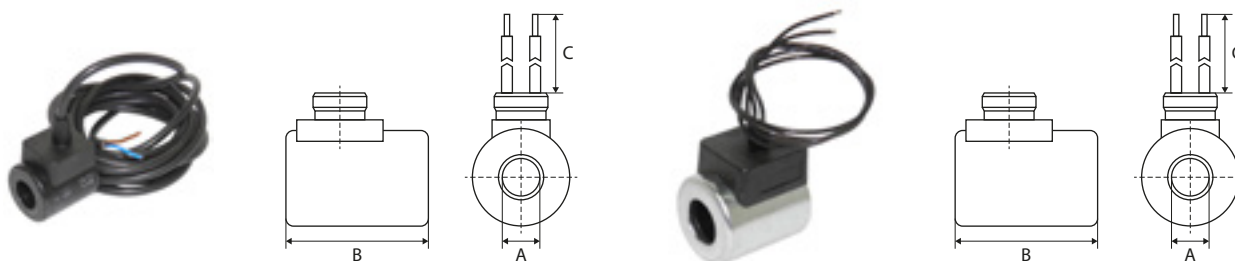
ÉLECTROVANNES – MAGNETVENTILE



REF	Volt	Ø	Info	REF	Volt	Ø	Info
<a href="#">111TP3928</a>	12 V	13,8 x 15,3 x 16,8 mm	M20 x 1,5 mm	<a href="#">111TP3930</a>	12 V	15 mm	M20 x 1,5 mm
<a href="#">111TP3929</a>	24 V	13,8 x 15,3 x 16,8 mm	M20 x 1,5 mm	<a href="#">111TP3931</a>	24 V	15 mm	M20 x 1,5 mm

## COILS

BOBINES – SPULEN



REF	Volt	A	B	C	REF	Volt	A	B	C
<a href="#">111TP3932</a>	12 V	18 mm	40 mm	3000 mm	<a href="#">111TP3934</a>	12 V	18 mm	40 mm	420 mm
<a href="#">111TP3933</a>	24 V	18 mm	40 mm	3000 mm	<a href="#">111TP3935</a>	24 V	18 mm	40 mm	420 mm

## VALVES & SWITCHES

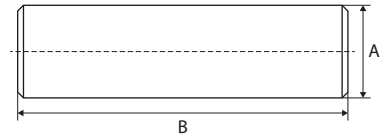
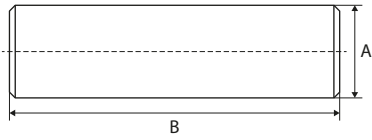
SOUPAPES & INTERRUPTEURS – VENTILE & SCHALTER



REF	Info
<a href="#">111TP3936</a>	X1A – SX1

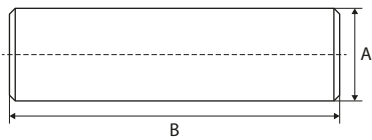
## PINS

AXES - ACHSEN



REF	A	B	Info
<a href="#">111TP3937</a>	30 mm	100 mm	
<a href="#">111TP3938</a>	35 mm	117 mm	

REF	A	B	Info
<a href="#">111TP3939</a>	30 mm	125 mm	

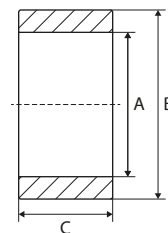
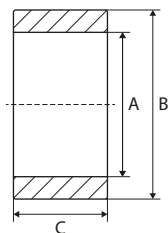


REF	A	B	Info
<a href="#">111TP3940</a>	35 mm	135 mm	

REF	A	B	Info
<a href="#">111TP3941</a>	30 mm	165 mm	
<a href="#">111TP3942</a>	35 mm	125 mm	
<a href="#">111TP3943</a>	35 mm	130 mm	
<a href="#">111TP3944</a>	35 mm	185 mm	

## PLATFORM ROLLERS

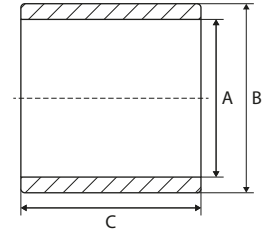
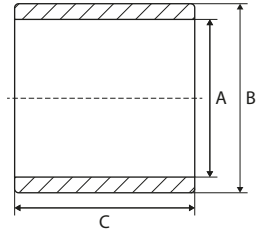
GALETS DE TRANSPALETTE - PLATTFORMROLLEN



REF	A	B	C
<a href="#">111TP3945</a>	30 mm	80 mm	50 mm
<a href="#">111TP3946</a>	35 mm	80 mm	46 mm

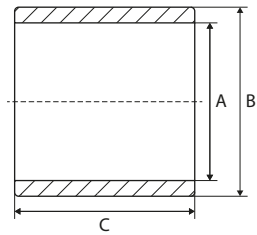
REF	A	B	C
<a href="#">111TP3947</a>	20,5 mm	78 mm	28 mm

## BUSHINGS BAGUES – BUCHSEN



REF	A	B	C	Info
<a href="#">111TP3948</a>	30 mm	35 mm	40 mm	
<a href="#">111TP3949</a>	30 mm	35 mm	50 mm	
<a href="#">111TP3950</a>	30 mm	35 mm	65 mm	
<a href="#">111TP3951</a>	35 mm	40 mm	40 mm	
<a href="#">111TP3952</a>	35 mm	40 mm	50 mm	
<a href="#">111TP3953</a>	35 mm	40 mm	65 mm	

REF	A	B	C	Info
<a href="#">111TP3954</a>	40 mm	45 mm	80 mm	



REF	A	B	C	Info
<a href="#">111TP3955</a>	16 mm	20 mm	32 mm	



## SCREWS, NUTS & RINGS

VIS, ÉCROUS & RONDELLES – SCHRAUBEN, MUTTERN & RINGE



REF	Info
<a href="#">111TP1345</a>	M8 x 12 mm
<a href="#">111TP1264</a>	M8 x 16 mm
<a href="#">111TP1265</a>	M10 x 18 mm

REF	Info
<a href="#">111TP1266</a>	M12 x 50 mm
<a href="#">111TP1267</a>	M16 x 30 mm
<a href="#">111TP1268</a>	M16 x 40 mm
<a href="#">111TP1269</a>	M16 x 80 mm



REF	Info
<a href="#">111TP1270</a>	M8 x 75 mm
<a href="#">111TP1271</a>	M10 x 75 mm
<a href="#">111TP1344</a>	M14 x 150 mm
<a href="#">111TP1272</a>	M14 x 180 mm
<a href="#">111TP1273</a>	M14 x 230 mm
<a href="#">111TP1274</a>	M16 x 75 mm
<a href="#">111TP1275</a>	M16 x 150 mm
<a href="#">111TP1276</a>	M16 x 155 mm

REF	Info
<a href="#">111TP1277</a>	M6 x 80 mm
<a href="#">111TP1278</a>	M8 x 30 mm
<a href="#">111TP1279</a>	M8 x 60 mm
<a href="#">111TP1280</a>	M16 x 45 mm
<a href="#">111TP1281</a>	M20 x 50 mm



REF	Info
<a href="#">111TP1282</a>	M8 x 12 mm
<a href="#">111TP1283</a>	M10 x 20 mm

REF	Info
<a href="#">111TP1284</a>	M6 x 12 mm
<a href="#">111TP1285</a>	M6 x 16 mm
<a href="#">111TP1286</a>	M12 x 30 mm

## SCREWS, NUTS & RINGS

VIS, ÉCROUS & RONDELLES – SCHRAUBEN, MUTTERN & RINGE



REF	Info
<a href="#">111TP1287</a>	M8 x 20 mm
<a href="#">111TP1288</a>	M8 x 25 mm
<a href="#">111TP1289</a>	M8 x 30 mm
<a href="#">111TP1290</a>	M12 x 25 mm
<a href="#">111TP1291</a>	M12 x 45 mm

REF	Info
<a href="#">111TP1306</a>	M6 x 45 mm
<a href="#">111TP1342</a>	M8 x 80 mm
<a href="#">111TP1307</a>	M8 x 90 mm
<a href="#">111TP1308</a>	M10 x 80 mm



REF	Info
<a href="#">111TP1292</a>	M3
<a href="#">111TP1293</a>	M5
<a href="#">111TP1294</a>	M6
<a href="#">111TP1295</a>	M8
<a href="#">111TP1296</a>	M10
<a href="#">111TP1297</a>	M12
<a href="#">111TP1298</a>	M14
<a href="#">111TP1299</a>	M16
<a href="#">111TP1300</a>	M20

REF	Info
<a href="#">111TP1309</a>	Ø 25 mm
<a href="#">111TP1310</a>	Ø 28 mm
<a href="#">111TP1311</a>	Ø 30 mm
<a href="#">111TP1312</a>	Ø 35 mm
<a href="#">111TP1314</a>	Ø 39 mm
<a href="#">111TP1313</a>	Ø 40 mm



REF	Info
<a href="#">111TP1301</a>	Ø 6 mm
<a href="#">111TP1302</a>	Ø 8 mm
<a href="#">111TP1303</a>	Ø 24 mm

REF	Info
<a href="#">111TP1315</a>	M6
<a href="#">111TP1316</a>	M8
<a href="#">111TP1343</a>	M16

# USED FOR SÖRENSEN

## SCREWS, NUTS & RINGS

VIS, ÉCROUS & RONDELLES – SCHRAUBEN, MUTTERN & RINGE



REF	Info	REF	Info
<a href="#">111TP1304</a>	Ø 6 x 16 mm	<a href="#">111TP3956</a>	Ø 2,9 x 16 mm
<a href="#">111TP1305</a>	Ø 8 x 60 mm		

## SPRINGS & GAS SPRINGS

RESSORTS & VÉRINS À GAZ – FEDERN & GASDRUCKFEDERN



REF	Info
<a href="#">111TP3957</a>	64 x 132 mm – Ø 4 mm

## CAPS

BOUCHONS – DECKEL



REF	Info	REF	Info
<a href="#">111TP3958</a>	Ø 114,3 mm	<a href="#">111TP3959</a>	Ø 83 mm

## PLATFORM PARTS

PIÈCES DE PLATEFORME – PLATTFORMERSATZTEILE



REF	Info	REF	Info
<a href="#">111TP3960</a>	§ 53b Abs. 5 StVZO TÜV/CE with certificate – 250 x 400 mm	<a href="#">111TP1320</a>	§ 53b Abs. 5 StVZO TÜV/CE without certificate – 250 x 400 mm

## CONTROLLERS

COMMANDES – BEDIENUNGEN



REF

Info

[111TP3961](#)

12–24 V

REF

Info

[111TP3962](#)

Used for REF [111TP3961](#)

## FOOT CONTROLLERS & PARTS

COMMANDES AU PIED & ACCESSOIRES – FUSSSCHALTER & ERSATZTEILE



REF

Info

[111TP3964](#)

500 mm – lift

REF

Info

[111TP3965](#)

500 mm – lower



REF

Info

[111TP3966](#)

315 x 64 mm

REF

Info

[111TP3967](#)



REF

Info

[111TP3968](#)

Ø 32 x 15 mm

## ROTARY/PUSH SWITCHES & PARTS


INTERRUPTEURS ROTATIFS/POUSSOIRS & ACCESSOIRES – DREH-/DRUCKSCHALTER & ERSATZTEILE



REF	Info
<a href="#"><u>111TP5018</u></a>	24 V – S4/SX1

## LIMIT/MICRO SWITCHES

INTERRUPTEURS DE FIN DE COURSE/MICROINTERRUPTEURS – END-/MIKROSCHALTER



REF	Info
<a href="#"><u>111TP3969</u></a>	

## CONTROL BOXES & PARTS

BOÎTIERS DE CONTRÔLE & ACCESSOIRES – BEDIENKÄSTEN & ERSATZTEILE



REF	Info
<a href="#"><u>111TP3970</u></a>	12–24 V

REF	Info
<a href="#"><u>111TP3971</u></a>	X1A serie 6 – 12 V
<a href="#"><u>111TP3972</u></a>	X1A serie 6 – 24 V

## SENSORS & SWITCHES

CAPTEURS & INTERRUPTEURS – SENSOREN & SCHALTER



REF	Info
<a href="#"><u>111TP3973</u></a>	X1

## MICROSWITCHES WITH CABLE

MICRORUPTEURS AVEC CÂBLE – MIKROSCHALTER MIT KABEL



REF	Info
<a href="#"><u>111TP3974</u></a>	250 V – 5 A – IP66 – 500 mm

REF	Info
<a href="#"><u>111TP3975</u></a>	300 mm

## VARIOUS CONTROLLER PARTS

DIVERSES PIÈCES DE COMMANDE – WEITERE BEDIENUNG-ERSATZTEILE



REF	Info
<a href="#"><u>111TP3976</u></a>	L: 52 mm – Ø 29 mm

## ATLAS CONTROLLERS

COMMANDES ATLAS – ATLAS BEDIENUNGEN



REF	Info
<a href="#"><u>111TP3977</u></a>	Evolution – 2 buttons 12–24 V – IP67 – IK09


See also chapter 15 – Accessories for more Atlas controllers.

## CIRCUIT BOARDS/CONTROLLERS

CIRCUITS IMPRIMÉS/COMMANDES – LEITERPLATTEN/BEDIENUNGEN



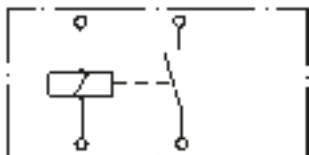
REF	Info	REF	Info
<a href="#"><u>111TP3978</u></a>	24 V – SX-X1A	<a href="#"><u>111TP3979</u></a>	4 buttons



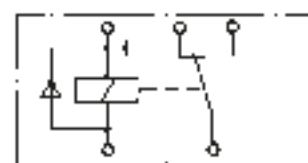
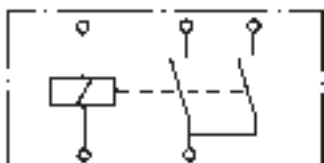
REF	Info	REF	Info
<a href="#"><u>111TP3980</u></a>	X1 – 750 kg	<a href="#"><u>111TP3981</u></a>	AST 1508-5008

## RELAIS

RELAIS – RELAIS



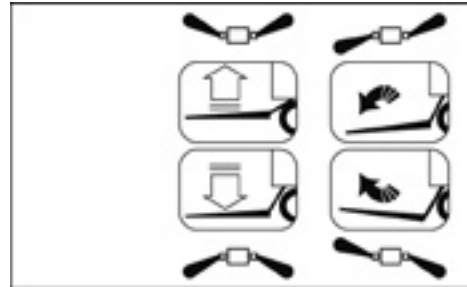
REF	Info	REF	Info
<a href="#"><u>111TP3982</u></a>	12 V – 20 A – NO/NC	<a href="#"><u>111TP3984</u></a>	12–24 V – 30 W
<a href="#"><u>111TP3983</u></a>	24 V – 20 A – NO/NC		



REF	Info	REF	Info
<a href="#"><u>111TP3985</u></a>	24 V – 15 A – 5 pins	<a href="#"><u>111TP3986</u></a>	24 V – 20 A – 5 pins

## DECALS AUTOCOLLANTS – AUFKLEBER

REF	Info
<a href="#">111TP3987</a>	160 x 75 mm







**13**

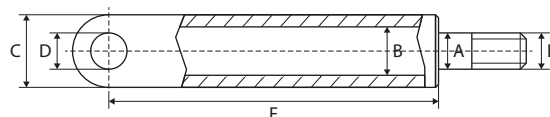
**USED FOR ZEPRO  
MAMMUT LIFT**

# USED FOR ZEPRO MAMMUT LIFT

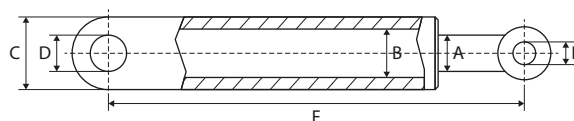
CYLINDERS – VÉRINS/CYLINDRES – ZYLINDER

## LIFT CYLINDERS

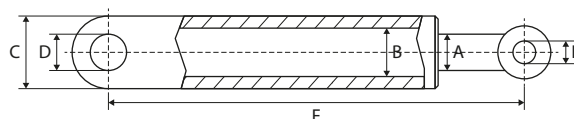
VÉRINS DE LEVAGE – HUBZYLINDER



REF	A	B	C	D	E	F	Info
<a href="#">111TP3988</a>	45 mm	70 mm	80 mm	30 mm	M35 x 2 mm	460 mm	BZ/RZ-150 S (long bus) SZH/SZD-150 S
<a href="#">111TP3989</a>	45 mm	70 mm	80 mm	30 mm	M35 x 2 mm	465 mm	BZX/RZX-150/200 (short bus)



REF	A	B	C	D	E	F	Info
<a href="#">111TP3990</a>	35 mm	55 mm	65 mm	30 mm	30 mm	526 mm	Z/ZL-150-135 MA, DA
<a href="#">111TP3991</a>	35 mm	55 mm	65 mm	30 mm	30 mm	633 mm	Z/ZL-150-135 MA, DA
<a href="#">111TP3992</a>	35 mm	65 mm	75 mm	30 mm	30 mm	523 mm	Z-200-135, ZS/ZD-150/200-135
<a href="#">111TP3993</a>	35 mm	65 mm	75 mm	30 mm	30 mm	628 mm	Z-200-155, ZS/ZD-150/200-155
<a href="#">111TP3994</a>	35 mm	65 mm	75 mm	30 mm	30 mm	750 mm	Z-200-175, ZS/ZD-150/200-175
<a href="#">111TP3995</a>	45 mm	70 mm	80 mm	30 mm	30 mm	628 mm	Z/ZS/ZSS-250-155

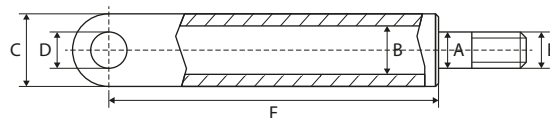


REF	A	B	C	D	E	F	Info
<a href="#">111TP3996</a>	35 mm	65 mm	75 mm	30 mm	30 mm	23 mm	Z(L/N)/Z(LU/NU)45/75-90/110(S,SA)

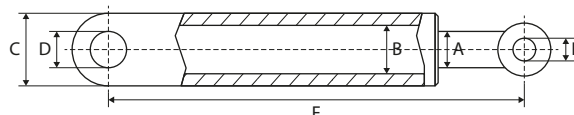
# USED FOR ZEPRO MAMMUT LIFT

## TILT CYLINDERS

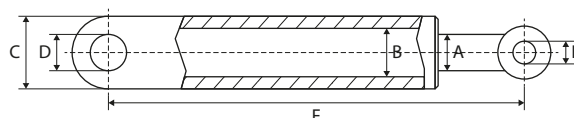
VÉRIN D'INCLINAISON – SCHLIESSZYLINDER



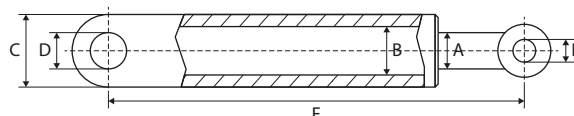
REF	A	B	C	D	E	F	Info
<a href="#">111TP3997</a>	45 mm	70 mm	80 mm	30 mm	M35 x 2 mm	460 mm	BZ/RZ-150-135S(A)/155S(A)
<a href="#">111TP3998</a>	45 mm	80 mm	90 mm	30 mm	M35 x 2 mm	455 mm	BZX/RZX-200-135S/155S/175S
<a href="#">111TP3999</a>	45 mm	80 mm	90 mm	30 mm	M35 x 2 mm	470 mm	SZH/SZXH-150-155L



REF	A	B	C	D	E	F	Info
<a href="#">111TP4000</a>	45 mm	80 mm	90 mm	30 mm	30 mm	700 mm	Z/ZS/ZSS-150/200-135
<a href="#">111TP4001</a>	45 mm	80 mm	90 mm	30 mm	30 mm	820 mm	Z/ZS/ZSS-150/200-155
<a href="#">111TP4002</a>	45 mm	90 mm	100 mm	30 mm	30 mm	820 mm	Z/ZS/ZSS-250-155



REF	A	B	C	D	E	F	Info
<a href="#">111TP4003</a>	45 mm	80 mm	90 mm	30 mm	30 mm	940 mm	Z200-175



REF	A	B	C	D	E	F	Info
<a href="#">111TP4004</a>	40 mm	80 mm	90 mm	30 mm	30 mm		BZ/RZ 20-152 (S)

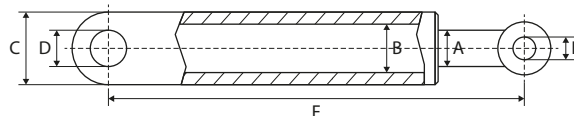
CYLINDERS – VÉRINS/CYLINDRES – ZYLINDER

# USED FOR ZEPRO MAMMUT LIFT

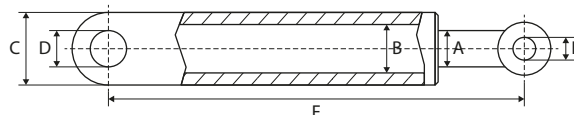
CYLINDERS – VÉRINS/CYLINDRES – ZYLINDER

## TILT CYLINDERS

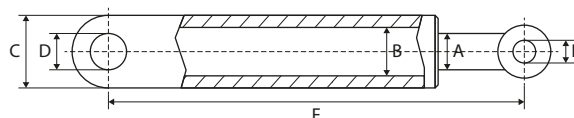
VÉRIN D'INCLINAISON – SCHLIESSZYLINDER



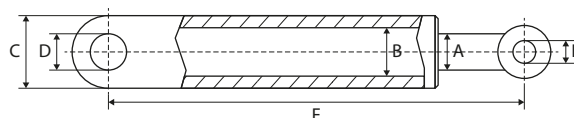
REF	A	B	C	D	E	F	Info
<a href="#">111TP4005</a>	45 mm	80 mm	90 mm	30 mm	30 mm	740 mm	BZ/RZ 10/15-149



REF	A	B	C	D	E	F	Info
<a href="#">111TP4006</a>	45 mm	80 mm	90 mm	30 mm	30 mm	730 mm	BZ/RZ 10/15-130



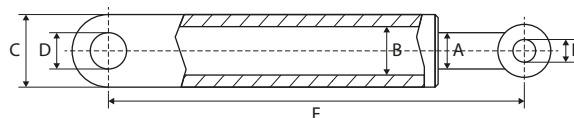
REF	A	B	C	D	E	F	Info
<a href="#">111TP4007</a>	45 mm	80 mm	90 mm	30 mm	30 mm	855 mm	BZ/RZ 10/15-149



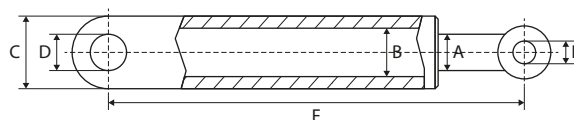
REF	A	B	C	D	E	F	Info
<a href="#">111TP4008</a>	45 mm	80 mm	90 mm	30 mm	30 mm	750 mm	BZ/RZ 20-151/152

## TILT CYLINDERS

VÉRIN D'INCLINAISON – SCHLIESSZYLINDER



REF	A	B	C	D	E	F	Info
<a href="#"><u>111TP4009</u></a>	35 mm	55 mm	65 mm	25 mm	25 mm	644 mm	Z/ZU 45/75-110 (S) ZL/ZLU 45/75-110 (S) ZN/ZNU 45/75-110 (S)
<a href="#"><u>111TP4010</u></a>	35 mm	55 mm	65 mm	25 mm	25 mm	621 mm	Z/ZU 45/75-110 (SA) ZL/ZLU 45/75-110 (SA) ZN/ZNU 45/75-110 (SA)
<a href="#"><u>111TP4011</u></a>	35 mm	55 mm	65 mm	25 mm	25 mm	530 mm	Z/ZU 45/75-90 (S) ZL/ZLU 45/75-90 (S) ZN/ZNU 45/75-90 (S)



REF	A	B	C	D	E	F	Info
<a href="#"><u>111TP4012</u></a>	45 mm	70 mm	80 mm	30 mm	30 mm	626 mm	BZ/RZ-10/15-149 S
<a href="#"><u>111TP4013</u></a>	45 mm	70 mm	80 mm	30 mm	30 mm	790 mm	BZ/RZ-10/15-149 S

## PRESSURE EXCHANGERS

ÉCHANGEURS DE PRESSION – DRUCKÜBERSETZER



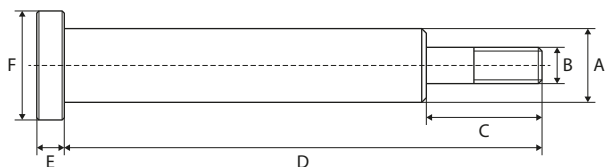
REF	Info	REF	Info
<a href="#"><u>111TP4014</u></a>	Ø 40/80 mm	<a href="#"><u>111TP4015</u></a>	Ø 40/80 mm

# USED FOR ZEPRO MAMMUT LIFT

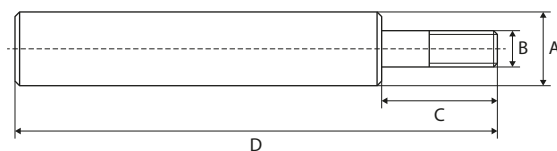
CYLINDER PARTS – PIÈCES DE CYLINDRE – ZYLINDER-ERSATZTEILE

## PISTON RODS

TIGES DE PISTON – KOLBENSTANGEN



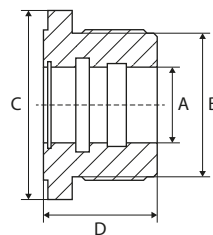
REF	A	B	C	D	E	F	Info
<a href="#">111TP4016</a>	45 mm	M24	80 mm	406 mm	45 mm	68 mm	
<a href="#">111TP4017</a>	45 mm	M24	80 mm	451 mm	45 mm	70 mm	



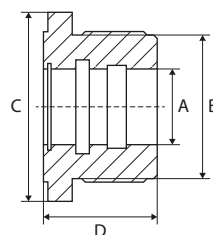
REF	A	B	C	D	E	F	Info
<a href="#">111TP4018</a>	35 mm	M33	30 mm	410 mm			

## CYLINDER HEADS

CULASSES – ZYLINDERKÖPFE

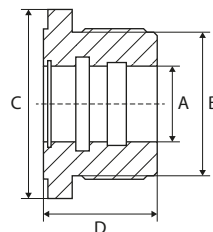


REF	A	B	C	D	Info
<a href="#">111TP4019</a>	36 mm	65 mm	75 mm	40 mm	



REF	A	B	C	D	Info
<a href="#">111TP4020</a>	45 mm	80 mm	80 mm	35 mm	

## CYLINDER HEADS CULASSES – ZYLINDERKÖPFE



REF	A	B	C	D	Info
<a href="#">111TP4021</a>	45 mm	70 mm	70 mm	35 mm	

## PISTONS PISTONS – KOLBEN



REF	Ø	Info
<a href="#">111TP4022</a>	65 mm	SA/EW

## SEAL KITS KITS DE JOINTS – DICHTUNGSSÄTZE



REF	Info
<a href="#">111TP4023</a>	Ø 35/55 mm



REF	Info
<a href="#">111TP4024</a>	Ø 35/55 mm



REF	Info
<a href="#">111TP4025</a>	Ø 35/55 mm – Z serie



REF	Info
<a href="#">111TP4026</a>	Ø 35/65 mm – Z serie

## SEAL KITS

KITS DE JOINTS – DICHTUNGSSÄTZE



REF	Info
<a href="#"><u>111TP4027</u></a>	Ø 40/65 mm – ZV50



REF	Info
<a href="#"><u>111TP4028</u></a>	Ø 40/80 mm



REF	Info
<a href="#"><u>111TP4029</u></a>	Ø 40/90 mm – BZZ



REF	Info
<a href="#"><u>111TP4030</u></a>	Ø 45/70 mm



REF	Info
<a href="#"><u>111TP4031</u></a>	Ø 45/70 mm



REF	Info
<a href="#"><u>111TP4032</u></a>	Ø 45/70 mm



REF	Info
<a href="#"><u>111TP4033</u></a>	Ø 45/70 mm



REF	Info
<a href="#"><u>111TP4034</u></a>	Ø 45/70 mm – Z serie



## SEAL KITS

KITS DE JOINTS – DICHTUNGSSÄTZE



REF	Info
<a href="#"><u>111TP4035</u></a>	Ø 45/80 mm



REF	Info
<a href="#"><u>111TP4036</u></a>	Ø 45/80 mm



REF	Info
<a href="#"><u>111TP4037</u></a>	Ø 45/80 mm – BZZ




REF	Info
<a href="#"><u>111TP4038</u></a>	Ø 45/80 mm – Z-serie



REF	Info
<a href="#"><u>111TP4039</u></a>	Ø 45/90 mm – BZ/RZ/RZL



REF	Info
<a href="#"><u>111TP4040</u></a>	Ø 45/90 mm – Z serie



REF	Info
<a href="#"><u>111TP4041</u></a>	Hydro unit



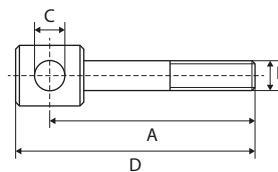
REF	Info
<a href="#"><u>111TP4042</u></a>	Hydro unit

CYLINDER PARTS – PIÈCES DE CYLINDRE – ZYLINDER-ERSATZTEILE


# USED FOR ZEPRO MAMMUT LIFT

CYLINDER PARTS – PIÈCES DE CYLINDRE – ZYLINDER-ERSATZTEILE

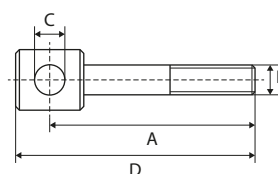
## EXTENSIONS RALLONGES – VERLÄNGERUNG



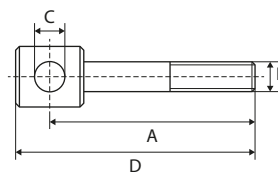
REF	A	B	C	D	Info
<a href="#">111TP4043</a>	85 mm	M20	30 mm	110 mm	
<a href="#">111TP4044</a>	190 mm	M20	30 mm	218 mm	
<a href="#">111TP4045</a>	310 mm	M20	30 mm	350 mm	



REF	A	B	C	D	Info
<a href="#">111TP4047</a>	260 mm	M35	30 mm	285 mm	B: inner
<a href="#">111TP4046</a>	380 mm	M35	30 mm	405 mm	B: inner
<a href="#">111TP4048</a>	500 mm	M35	30 mm	525 mm	B: inner
<a href="#">111TP4049</a>	658 mm	M35	30 mm	685 mm	B: inner



REF	A	B	C	D	Info
<a href="#">111TP4050</a>	340 mm	M45	30 mm	370 mm	
<a href="#">111TP4051</a>	463 mm	M45	30 mm	486 mm	
<a href="#">111TP4052</a>	580 mm	M45	30 mm	608 mm	

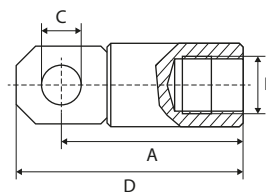


REF	A	B	C	D	Info
<a href="#">111TP4053</a>	93 mm	M24	25 mm	116 mm	
<a href="#">111TP4054</a>	112 mm	M25	25 mm	135 mm	
<a href="#">111TP4055</a>	173 mm	M25	25 mm	195 mm	

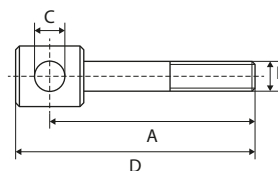
# USED FOR ZEPRO MAMMUT LIFT

## ROD ENDS

ROTULES – GELENKKÖPFE



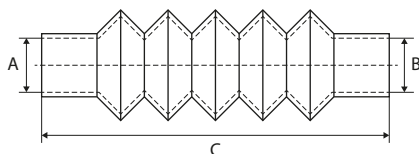
REF	A	B	C	D	Info
<a href="#"><u>111TP4056</u></a>	74 mm	M35	30 mm	100 mm	



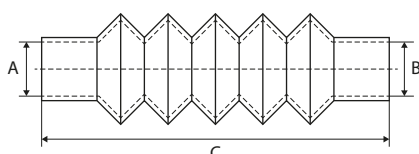
REF	A	B	C	D	Info
<a href="#"><u>111TP4057</u></a>	187 mm	M24	30 mm	217 mm	

## DUST COVERS

CACHE-POUSSIÈRE – STAUBKAPPE



REF	Ø A/B	Min-C-Max	#1	#2
<a href="#"><u>111TP4058</u></a>	30/65 mm	80-140-245 mm	<a href="#"><u>111TP5019</u></a>	<a href="#"><u>111TP5004</u></a>



REF	Ø A/B	Min-C-Max	#1	#2
<a href="#"><u>111TP5128</u></a>	30/70 mm	60-130-180 mm	<a href="#"><u>111TP5019</u></a>	<a href="#"><u>111TP5004</u></a>

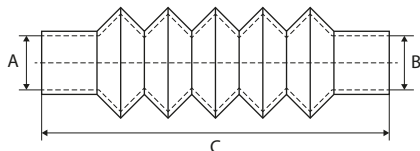
CYLINDER PARTS – PIÈCES DE CYLINDRE – ZYLINDER-ERSATZTEILE

# USED FOR ZEPRO MAMMUT LIFT

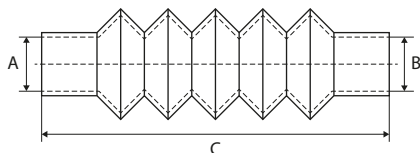
CYLINDER PARTS – PIÈCES DE CYLINDRE – ZYLINDER-ERSATZTEILE

## DUST COVERS

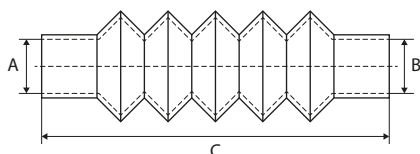
CACHE-POUSSIÈRE – STAUBKAPPE



REF	Ø A/B	Min-C-Max	#1	#2
<a href="#">111TP4060</a>	35/65 mm	100-190-290 mm	<a href="#">111TP5003</a>	<a href="#">111TP4999</a>



REF	Ø A/B	Min-C-Max	#1	#2
<a href="#">111TP4061</a>	45/90 mm	120-265-420 mm	<a href="#">111TP4999</a>	<a href="#">111TP4921</a>

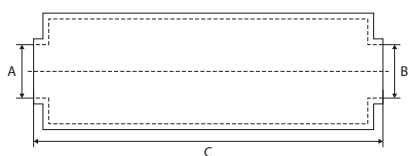


REF	Ø A/B	Min-C-Max	#1	#2
<a href="#">111TP4062</a>	45/90 mm	80-160-320 mm	<a href="#">111TP4916</a>	<a href="#">111TP4921</a>

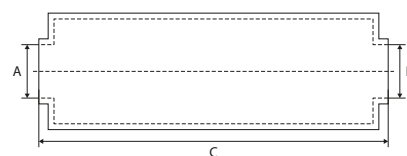


REF	Info
<a href="#">111TP4063</a>	Z-200

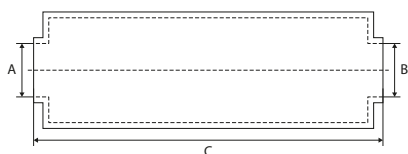
## PROTECTION COVERS HOUSES DE PROTECTION – SCHUTZROHRE



REF	Ø A/B	C
<a href="#"><u>111TP4064</u></a>	40/85 mm	325 mm



REF	Ø A/B	C
<a href="#"><u>111TP4065</u></a>	40/85 mm	350 mm



REF	Ø A/B	C
<a href="#"><u>111TP4066</u></a>	94/94 mm	350 mm

## CU-SEALS

JOINTS CU – CU-DICHTUNGEN



REF	Info
<a href="#"><u>111TP5020</u></a>	Ø M14 – 14,7 x 22 x 1,5 mm
<a href="#"><u>111TP5021</u></a>	Ø M16 – 16,7 x 24 x 1,5 mm
<a href="#"><u>111TP5022</u></a>	Ø M18 – 18,7 x 26 x 1,5 mm

REF	Info
<a href="#"><u>111TP4068</u></a>	Ø 1/4" – 13,74 x 20,57 x 1,5 mm
<a href="#"><u>111TP4069</u></a>	Ø 3/8" – 17,28 x 23,8 x 2 mm

## STOPS

BOUCHONS – ENDANSCHLÄGE



REF	Info
<a href="#"><u>111TP4067</u></a>	Ø 80 mm

# USED FOR ZEPRO MAMMUT LIFT

POWER PACKS & PARTS – GROUPE HYDRAULIQUE & ACCESSOIRES – AGGREGATE & ERSATZTEILE

## TANKS & OIL RESERVOIRS

RÉSERVOIRS (D'HUILE) – TANKS & ÖLBEHÄLTER



REF	Info
<a href="#"><u>111TP4070</u></a>	250 x 250 x 110 mm

REF	Info
<a href="#"><u>111TP4071</u></a>	210 x 210 x 950 mm



REF	Info
<a href="#"><u>111TP4072</u></a>	Ø 120 mm – L: 390 mm

REF	Info
<a href="#"><u>111TP4073</u></a>	Ø 120 mm – L: 350 mm



REF	Info
<a href="#"><u>111TP4074</u></a>	Ø 85 mm – 170 x 160 x 145 mm

## FILTERS & BREATHERS

FILTRES & RENIFLARDS – FILTER & ENTLÜFTER



REF	Info
<a href="#"><u>111TP4075</u></a>	Ø 12,5/48 x 28 mm

REF	Info
<a href="#"><u>111TP4076</u></a>	1/2" BSP

## LOCKS

SERRURES – VERRIEGELUNGEN



REF

Info

[111TP4077](#)

BZ

## VALVE BLOCKS

BOÎTIERS À SOUPAPES – VENTILBLÖCKE



REF

Info

[111TP4078](#)

RZN

## GASKETS

JOINTS – DICHTUNGEN



REF

Info

[111TP4079](#)

250 x 250 mm – used for REF [111TP4070](#)

REF

Info

[111TP4080](#)

Ø 120 mm – 129 x 129 mm

## COVERS

COUVERCLES – ABDECKUNGEN



REF

Info

[111TP5065](#)

505 x 280 x 300 mm

REF

Info

[111TP4081](#)

398 x 209 x 398 mm

# USED FOR ZEPRO MAMMUT LIFT

MOTORS, PUMPS & PARTS - MOTEURS, POMPES & ACCESSOIRES - MOTOREN, PUMPEN & ERSATZTEILE

## ELECTRIC MOTORS

MOTEURS ÉLECTRIQUES - ELEKTROMOTOREN



REF	Volt	kW	Rotation
<a href="#">111TP4082</a>	12 V	0,8 kW	CW >>
<a href="#">111TP4083</a>	24 V	0,8 kW	CW >>

REF	Volt	kW	Rotation
<a href="#">111TP4084</a>	12 V	2 kW	CW >>
<a href="#">111TP4085</a>	24 V	2 kW	CW >>



REF	Volt	kW	Rotation
<a href="#">111TP4086</a>	12 V	0,8 kW	<< CCW
<a href="#">111TP4087</a>	24 V	1,2 kW	<< CCW

REF	Volt	kW	Rotation
<a href="#">111TP4088</a>	12 V	2 kW	<< CCW
<a href="#">111TP4089</a>	24 V	2 kW	<< CCW



REF	Volt	kW	Rotation
<a href="#">111TP4090</a>	12 V	2 kW	<< CCW
<a href="#">111TP4091</a>	24 V	2 kW	<< CCW

REF	Volt	kW	Rotation
<a href="#">111TP4092</a>	12 V	1,5 kW	<< CCW
<a href="#">111TP4093</a>	24 V	1,5 kW	<< CCW



REF	Volt	kW	Rotation
<a href="#">111TP4094</a>	24 V	3 kW	CW >>



# USED FOR ZEPRO MAMMUT LIFT

## HYDRAULIC PUMPS

POMPES HYDRAULIQUES – HYDRAULIKPUMPEN



REF	CC	Rotation	Info
<a href="#">111TP4095</a>	1,2 cc	CW >>	W3B1/R-TYP
<a href="#">111TP4096</a>	1,7 cc	CW >>	

REF	CC	Rotation	Info
<a href="#">111TP4097</a>	0,8 cc	CW >>	HE1000-TYP
<a href="#">111TP4098</a>	1,2 cc	CW >>	HE1000-TYP



REF	CC	Rotation	Info
<a href="#">111TP4099</a>	2,5 cc	<< CCW	PD-TYP
<a href="#">111TP4100</a>	3,3 cc	<< CCW	PD-TYP

REF	CC	Rotation	Info
<a href="#">111TP4101</a>	0,8 cc	CW >>	
<a href="#">111TP4102</a>	1,2 cc	CW >>	
<a href="#">111TP4103</a>	2 cc	CW >>	
<a href="#">111TP4104</a>	2,5 cc	CW >>	
<a href="#">111TP4105</a>	3,2 cc	CW >>	



REF	Info
<a href="#">111TP4106</a>	OMP250

## SOLENOID SWITCHES/CONTACTORS

SOLENOÏDES/CONTACTEURS – MAGNETSCHALTER/SCHÜTZE



REF	Volt	Amp	Info
<a href="#">111TP4107</a>	12 V	100 A	
<a href="#">111TP4108</a>	24 V	100 A	

REF	Volt	Amp	Info
<a href="#">111TP4109</a>	24 V	150 A	

MOTORS, PUMPS & PARTS – MOTEURS, POMPES & ACCESSOIRES – MOTOREN, PUMPEN & ERSATZTEILE

## SOLENOID SWITCHES/CONTACTORS

SOLÉNOÏDES/CONTACTEURS – MAGNETSCHALTER/SCHÜTZE



REF	Volt	Amp	Info
<a href="#">111TP4110</a>	12 V	100 A	
<a href="#">111TP4111</a>	24 V	100 A	

## BRUSHES

BALAIS – KOHLEBÜRSTEN



REF	Info
<a href="#">111TP4112</a>	15,8 x 8,9 x 15,8 mm – 24 V



REF	Info
<a href="#">111TP4113</a>	24,8 x 9,9 x 22,9 mm



REF	Info
<a href="#">111TP4114</a>	12,8 x 7,3 x 19,2 mm – 12 V
<a href="#">111TP4115</a>	12,8 x 7,3 x 19,2 mm – 24 V

## BRUSH ROCKERS

COLLIERS PORTE-BALAIS – KOHLENHALTER



REF	Info
<a href="#">111TP4116</a>	Ø 105 mm

## BEARINGS ROULEMENTS – LAGER



REF	Info
<a href="#"><u>111TP4117</u></a>	Ø 12/32 x 10 mm
<a href="#"><u>111TP4118</u></a>	Ø 17/35 x 10 mm

# USED FOR ZEPRO MAMMUT LIFT

## HOSES TUYAUX - SCHLÄUCHE



REF	Hose Ø	Hose Ø	Length	Fitting 1	Fitting 2	Info
<a href="#">111TP4119</a>	1/4"	6,4 mm	670 mm	BC 1/4" BSP	BC 1/4" BSP	-40-100 °C
<a href="#">111TP4120</a>	1/4"	6,4 mm	910 mm	BC 1/4" BSP	BC 1/4" BSP	-40-100 °C
<a href="#">111TP4121</a>	1/4"	6,4 mm	970 mm	BC 1/4" BSP	BC 1/4" BSP	-40-100 °C
<a href="#">111TP4122</a>	1/4"	6,4 mm	1370 mm	BC 1/4" BSP	BC 1/4" BSP	-40-100 °C
<a href="#">111TP4123</a>	1/4"	6,4 mm	1470 mm	R1/4"	R1/4"	-40-100 °C



REF	Hose Ø	Hose Ø	Length	Fitting 1	Fitting 2	Info
<a href="#">111TP4124</a>	1/4"	6,4 mm	370 mm	Banjo 3/8"	Banjo 3/8"	-40-100 °C
<a href="#">111TP4125</a>	1/4"	6,4 mm	555 mm	Banjo 1/4"	Banjo 3/8"	-40-100 °C
<a href="#">111TP4126</a>	1/4"	6,4 mm	600 mm	Banjo 1/4"	Banjo 1/4"	-40-100 °C
<a href="#">111TP4127</a>	1/4"	6,4 mm	620 mm	R1/4"	R1/4"	-40-100 °C
<a href="#">111TP4128</a>	1/4"	6,4 mm	655 mm	R1/4"	R1/4"	-40-100 °C
<a href="#">111TP4129</a>	1/4"	6,4 mm	700 mm	Banjo 1/4"	Banjo 1/4"	-40-100 °C
<a href="#">111TP4130</a>	1/4"	6,4 mm	850 mm	R1/4"	R1/4"	-40-100 °C
<a href="#">111TP4131</a>	1/4"	6,4 mm	1470 mm	R1/4"	R1/4"	-40-100 °C




REF	Hose Ø	Hose Ø	Length	Fitting 1	Fitting 2	Info
<a href="#">111TP4132</a>	1/4"	6,4 mm	3130 mm	BC 90 L 1/4" BSP	Banjo 1/4"	-40-100 °C



REF	Hose Ø	Hose Ø	Length	Fitting 1	Fitting 2	Info
<a href="#">111TP4133</a>	3/8"	9,5 mm	1060 mm	BF 3/8" BSP	BF90K 3/8" BSP	-40-100 °C

# USED FOR ZEPRO MAMMUT LIFT

## HOSES TUYAUX – SCHLÄUCHE



REF	Hose Ø	Hose Ø	Length	Fitting 1	Fitting 2	Info
<a href="#">111TP4134</a>	1/4"	6,4 mm	650 mm	Banjo 1/4"	Banjo 1/4"	-40-100 °C
<a href="#">111TP4135</a>	1/4"	6,4 mm	650 mm	Banjo 1/4"	Banjo 1/4"	-40-100 °C



REF	Hose Ø	Hose Ø	Length	Fitting 1	Fitting 2	Info
<a href="#">111TP4136</a>	1/4"	6,4 mm	1470 mm	R1/4	R1/7	-40-100 °C



REF	Hose Ø	Hose Ø	Length	Fitting 1	Fitting 2	Info
<a href="#">111TP4138</a>	1/4"	6,4 mm	365 mm	BC 1/4" BSP	Banjo 1/4"	-40-100 °C
<a href="#">111TP4139</a>	1/4"	6,4 mm	645 mm	BC 1/4" BSP	Banjo 1/4"	-40-100 °C
<a href="#">111TP4140</a>	1/4"	6,4 mm	700 mm	BC 1/4" BSP	Banjo 1/4"	-40-100 °C
<a href="#">111TP4141</a>	1/4"	6,4 mm	870 mm	BC 1/4" BSP	Banjo 1/4"	-40-100 °C
<a href="#">111TP4142</a>	1/4"	6,4 mm	970 mm	BC 1/4" BSP	Banjo 1/4"	-40-100 °C
<a href="#">111TP4143</a>	1/4"	6,4 mm	1300 mm	BC 1/4" BSP	Banjo 1/4"	-40-100 °C



REF	Hose Ø	Hose Ø	Length	Fitting 1	Fitting 2	Info
<a href="#">111TP4137</a>	3/8"	9,5 mm	1240 mm	R3/8"	R3/8"	-40-100 °C

HOSES & FITTINGS – TUYAUX & RACCORDS – SCHLÄUCHE & KUPPLUNGEN

## HOSE SETS

KITS DE TUYAUX – SCHLAUCHSETS



REF	Info
<a href="#"><u>111TP4146</u></a>	Ø 1/4" – 700–850–970–1300 mm

REF	Info
<a href="#"><u>111TP4145</u></a>	Ø 1/4" – 500–655–700–870 mm



REF	Info
<a href="#"><u>111TP4144</u></a>	Ø 1/4" – 4 x 850 mm + 4 x 650 mm

## FITTINGS

RACCORDS – KUPPLUNGEN



REF	Info
<a href="#"><u>111TP4147</u></a>	1/4" BSP x 3/8" BSP



REF	Info
<a href="#"><u>111TP4148</u></a>	1/4"-1/4"



REF	Info
<a href="#"><u>111TP4149</u></a>	1/4"-3/8"



REF	Info
<a href="#"><u>111TP4150</u></a>	1/4" BSP

## FITTINGS

RACCORDS – KUPPLUNGEN



REF	Info
<a href="#"><u>111TP4151</u></a>	1/4" BSP



REF	Info
<a href="#"><u>111TP4152</u></a>	3/8" BSP

HOSES & FITTINGS – TUYAUX & RACCORDS – SCHLÄUCHE & KUPPLUNGEN

# USED FOR ZEPRO MAMMUT LIFT

COILS & VALVES – BOBINES & SOUPAPES – SPULEN & VENTILE

## SOLENOID VALVES

ÉLECTROVANNES – MAGNETVENTILE



REF	Volt	Ø	Info
<a href="#"><u>111TP4153</u></a>	12 V	12,7 mm	3/4" UNF
<a href="#"><u>111TP4154</u></a>	24 V	12,7 mm	3/4" UNF

REF	Volt	Ø	Info
<a href="#"><u>111TP4155</u></a>	12 V	12,7 mm	3/4" UNF
<a href="#"><u>111TP4156</u></a>	24 V	12,7 mm	3/4" UNF



REF	Volt	Ø	Info
<a href="#"><u>111TP4157</u></a>	24 V	12,7/14,2/15,8 mm	3/4" UNF

REF	Volt	Ø	Info
<a href="#"><u>111TP4158</u></a>	24 V	15,8 mm	3/4" UNF

## CARTRIDGES

CARTOUCHES – PATRONEN



REF	Ø	Info
<a href="#"><u>111TP4159</u></a>	12,7 mm	3/4" UNF – SA

REF	Ø	Info
<a href="#"><u>111TP4160</u></a>	15,8/17,4 mm	7/8" UNF – 3/2



REF	Ø	Info
<a href="#"><u>111TP4161</u></a>	13,8/15,3/16,8 mm	M20 x 1,5 mm – 4/2

REF	Ø	Info
<a href="#"><u>111TP4162</u></a>	12,7 mm	3/4" UNF – SA



# USED FOR ZEPRO MAMMUT LIFT

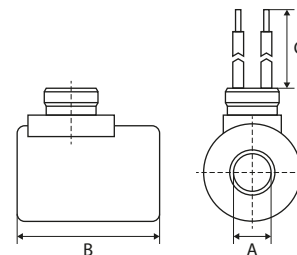
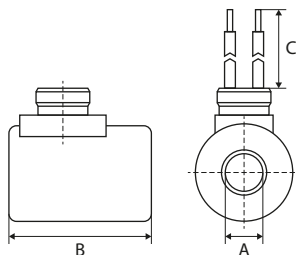
## CARTRIDGES CARTOUCHES – PATRONEN



REF	Ø	Info
<a href="#"><u>111TP4163</u></a>	12,7 mm	3/4" UNF – DA

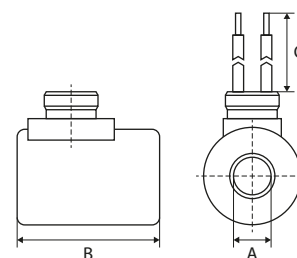
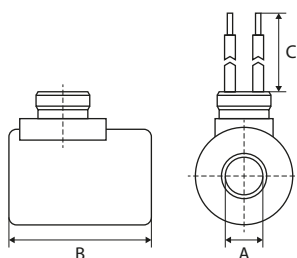
REF	Ø	Info
<a href="#"><u>111TP4164</u></a>	12,7/14,2/15,8 mm	3/4" UNF – 4/3

## COILS BOBINES – SPULEN



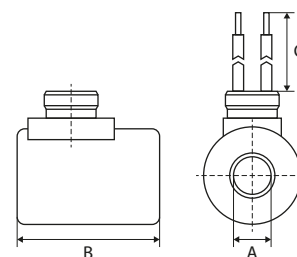
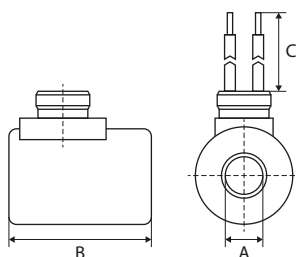
REF	Volt	A	B	Info
<a href="#"><u>111TP4165</u></a>	12 V	13 mm	39 mm	
<a href="#"><u>111TP4166</u></a>	24 V	13 mm	39 mm	

REF	Volt – Watt	A	B	Info
<a href="#"><u>111TP4167</u></a>	12 V – 26 W	16 mm	50 mm	
<a href="#"><u>111TP4168</u></a>	24 V – 26 W	16 mm	50 mm	



REF	Volt	A	B	Info
<a href="#"><u>111TP4169</u></a>	12 V	18 mm	40 mm	
<a href="#"><u>111TP4170</u></a>	24 V	18 mm	40 mm	

REF	Volt	A	B	C
<a href="#"><u>111TP4171</u></a>	12 V	16 mm	50 mm	500



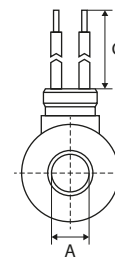
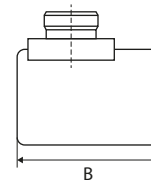
REF	Volt	A	B	Info
<a href="#"><u>111TP4172</u></a>	24 V	13 mm	36 mm	

REF	Volt	A	B	C
<a href="#"><u>111TP4173</u></a>	24 V	13 mm	36 mm	440 mm

COILS & VALVES – BOBINES & SOUPAPES – SPULEN & VENTILE

## COILS

BOBINES – SPULEN



REF	Volt	A	B	C
<a href="#">111TP4174</a>	24 V	16 mm	52 mm	380 mm

## VALVE BLOCKS

BOÎTIERS À SOUPAPES – STEUERBLÖCKE



REF	Info
<a href="#">111TP4175</a>	65 x 30 x 28/48 mm

REF	Info
<a href="#">111TP4177</a>	90 x 45 x 30 mm – BZZ



REF	Info
<a href="#">111TP4178</a>	56 x 38 x 30 mm

REF	Info
<a href="#">111TP4179</a>	65 x 30 x 28/48 mm



REF	Info
<a href="#">111TP4176</a>	65 x 30 x 28/48 mm

REF	Info
<a href="#">111TP4180</a>	65 x 30 x 30 mm

# USED FOR ZEPRO MAMMUT LIFT

## VALVE BLOCKS

BOÎTIERS À SOUPAPES – STEUERBLÖCKE



REF	Info
<a href="#">111TP4181</a>	12 V
<a href="#">111TP4182</a>	24 V

REF	Info
<a href="#">111TP4183</a>	12 V
<a href="#">111TP4184</a>	24 V



REF	Info
<a href="#">111TP4185</a>	12 V
<a href="#">111TP4186</a>	24 V

REF	Info
<a href="#">111TP4187</a>	12 V
<a href="#">111TP4188</a>	24 V



REF	Info
<a href="#">111TP4189</a>	24 V

REF	Info
<a href="#">111TP4190</a>	12 V
<a href="#">111TP4191</a>	24 V

## REGULATING VALVES

SOUPAPES DE RÉGULATION – REGELVENTILE



REF	Info
<a href="#">111TP4192</a>	13 liter/min

REF	Info
<a href="#">111TP4193</a>	50–170B

COILS & VALVES – BOBINES & SOUPAPES – SPULEN & VENTILE

**VALVES & SWITCHES**

SOUPAPES & INTERRUPTEURS – VENTILE & SCHALTER



REF	Info
<a href="#"><u>111TP4194</u></a>	3/8" BSP – 1/4" BSP

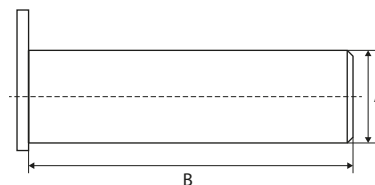
# USED FOR ZEPRO MAMMUT LIFT

## PINS

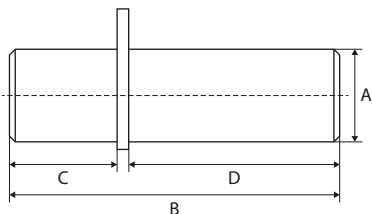
AXES – ACHSEN



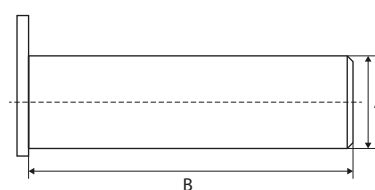
REF	A	B	Info
<a href="#"><u>111TP4195</u></a>	20 mm	125 mm	



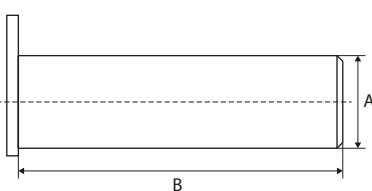
REF	A	B	Info
<a href="#"><u>111TP4196</u></a>	35 mm	140 mm	M6 x 1 mm



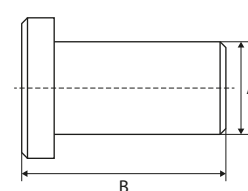
REF	A	B	Info
<a href="#"><u>111TP4198</u></a>	30 mm	190 mm	



REF	A	B	Info
<a href="#"><u>111TP4199</u></a>	30 mm	106 mm	
<a href="#"><u>111TP4200</u></a>	30 mm	130 mm	
<a href="#"><u>111TP4201</u></a>	30 mm	178 mm	
<a href="#"><u>111TP4202</u></a>	30 mm	182 mm	M10 x 1 mm



REF	A	B	Info
<a href="#"><u>111TP4203</u></a>	35 mm	205 mm	



REF	A	B	Info
<a href="#"><u>111TP4204</u></a>	25 mm	65 mm	M10 x 1 mm
<a href="#"><u>111TP4205</u></a>	25 mm	66 mm	M10 x 1 mm
<a href="#"><u>111TP4206</u></a>	25 mm	208 mm	
<a href="#"><u>111TP4207</u></a>	30 mm	73 mm	M8 x 1 mm
<a href="#"><u>111TP4208</u></a>	30 mm	90 mm	
<a href="#"><u>111TP4209</u></a>	30 mm	116 mm	M10 x 1 mm
<a href="#"><u>111TP4210</u></a>	30 mm	122 mm	M8 x 1 mm
<a href="#"><u>111TP4211</u></a>	30 mm	136 mm	
<a href="#"><u>111TP4212</u></a>	30 mm	189 mm	
<a href="#"><u>111TP4213</u></a>	30 mm	197 mm	
<a href="#"><u>111TP4214</u></a>	35 mm	204 mm	M10 x 1 mm

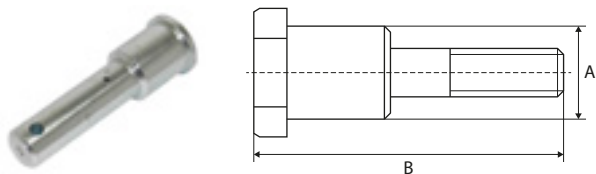
PINS, BUSHINGS & ROLLERSPINS, BUSHINGS & ROLLERS – AXES, BAGUES & GALETS – ACHSEN, BUCHSEN & ROLLEN

# USED FOR ZEPRO MAMMUT LIFT

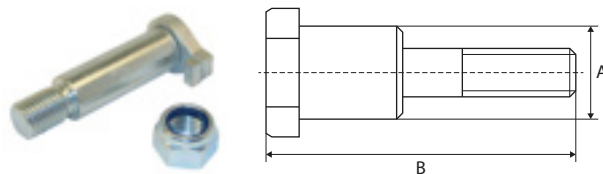
PINS, BUSHINGS & ROLLERSPINS, BUSHINGS & ROLLERS - AXES, BAGUES & GALETS - ACHSEN, BUCHSEN & ROLLEN

## PINS

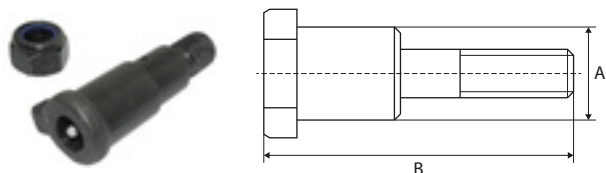
AXES - ACHSEN



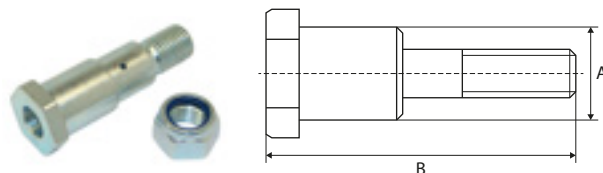
REF	A	B	Info
<a href="#">111TP4215</a>	25/35 mm	125 mm	M10 x 1 mm



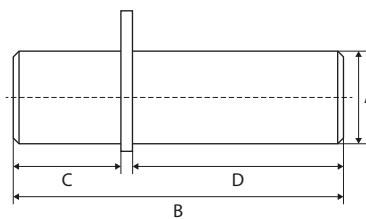
REF	A	B	Info
<a href="#">111TP4216</a>	30 mm	126 mm	
<a href="#">111TP4217</a>	30 mm	131 mm	
<a href="#">111TP4218</a>	30 mm	178 mm	



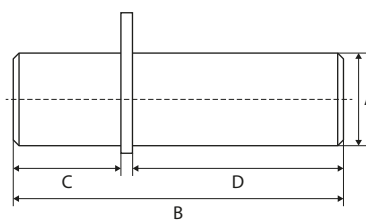
REF	A	B	Info
<a href="#">111TP4219</a>	30/35 mm	116 mm	M6 x 1 mm



REF	A	B	Info
<a href="#">111TP4220</a>	25/35 mm	116 mm	M6 x 1 mm



REF	A	B	C	D	Info
<a href="#">111TP4221</a>	25/30/35 mm	156 mm	64 mm	92 mm	M10 x 1 mm

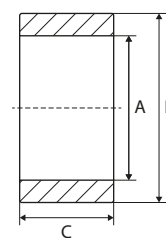


REF	A	B	C	D	Info
<a href="#">111TP4222</a>	30 mm	170 mm	57 mm	105 mm	

# USED FOR ZEPRO MAMMUT LIFT

## PLATFORM ROLLERS

GALETS DE TRANSPALETTE – PLATTFORMROLLEN



REF	A	B	C
<a href="#">111TP4223</a>	55 mm	85 mm	30 mm
<a href="#">111TP4224</a>	55 mm	93 mm	30 mm
<a href="#">111TP4225</a>	55 mm	93 mm	50 mm

## PLATFORM ROLLER SETS

KITS DE GALETS DE TRANSPALETTE – PLATTFORMROLLENSETS



REF	Info
<a href="#">111TP4226</a>	Ø 30/93 x 30 mm – L: 170 mm – BZ/SZH



REF	Info
<a href="#">111TP4227</a>	Ø 30/93 x 30 mm – L: 190 mm – BZZ



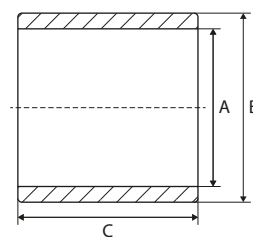
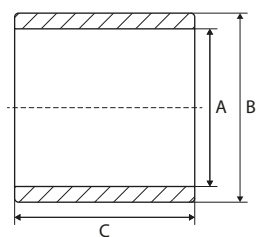
REF	Info
<a href="#">111TP4228</a>	Ø 30/93 x 50 mm – L: 177 mm – Z/ZL



REF	Info
<a href="#">111TP4229</a>	Ø 30/93 x 50 mm – L: 189 mm – Z/ZL

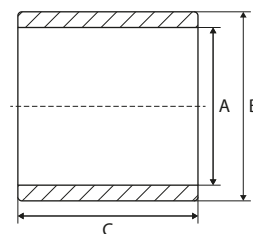
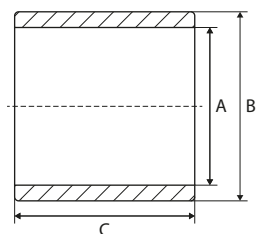
PINS, BUSHINGS & ROLLERSPINS, BUSHINGS & ROLLERS – AXES, BAGUES & GALETS – ACHSEN, BUCHSEN & ROLLEN

## BUSHINGS BAGUES - BUCHSEN



REF	A	B	C	Info
<a href="#">111TP4230</a>	25 mm	28 mm	30 mm	
<a href="#">111TP4231</a>	35 mm	39 mm	35 mm	

REF	A	B	C	Info
<a href="#">111TP4232</a>	35 mm	39 mm	50 mm	DX



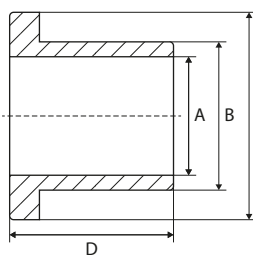
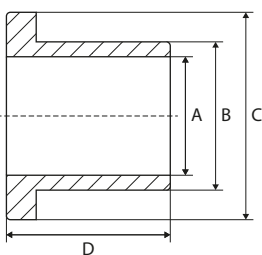
REF	A	B	C	Info
<a href="#">111TP4233</a>	30 mm	40 mm	60 mm	

REF	A	B	C	Info
<a href="#">111TP4234</a>	31 mm	40 mm	68 mm	RZ-BZ-SZ



REF	Info
<a href="#">111TP4291</a>	Ø 35 - 45 mm

REF	Info
<a href="#">111TP4292</a>	L: 58 mm - Ø 40,5 mm




REF	A	B	C	Info
<a href="#">111TP4237</a>	30 mm	36 mm	45 mm	28 mm

REF	A	B	C	Info
<a href="#">111TP4238</a>	30 mm	36 mm	45 mm	28 mm



# USED FOR ZEPRO MAMMUT LIFT

## BUSHINGS BAGUES – BUCHSEN



REF	Info
<a href="#"><u>111TP4239</u></a>	Ø 56/60 x 34 mm



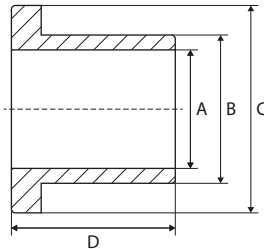
REF	Info
<a href="#"><u>111TP4240</u></a>	Ø 30/54/60 x 54 mm



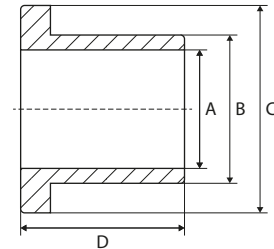
REF	Info
<a href="#"><u>111TP4241</u></a>	Ø 30/40 x 65 mm



REF	Info
<a href="#"><u>111TP4259</u></a>	Ø 21/25 x 29 mm



REF	A	B	C	Info
<a href="#"><u>111TP4235</u></a>	12 mm	14 mm	20 mm	12 mm



REF	A	B	C	Info
<a href="#"><u>111TP4236</u></a>	30 mm	36 mm	45 mm	28 mm

## DISTANCE RINGS BAGUES D'ÉCARTEMENT – ABSTANDSRINGE



REF	Info
<a href="#"><u>111TP4245</u></a>	Ø 31/55 x 4 mm

PINS, BUSHINGS & ROLLERSPINS, BUSHINGS & ROLLERS – AXES, BAGUES & GALETS – ACHSEN, BUCHSEN & ROLLEN

## GE BEARINGS

ROULEMENTS AUTO-ALIGNEURS - GELENKLAGER



REF	Info
<a href="#"><u>111TP4242</u></a>	Ø 17/30 x 14 mm

REF	Info
<a href="#"><u>111TP4243</u></a>	Ø 25/42 x 20 mm



REF	Info
<a href="#"><u>111TP4244</u></a>	Ø 30/47 x 22 mm

# USED FOR ZEPRO MAMMUT LIFT

## SCREWS, NUTS & RINGS

VIS, ÉCROUS & RONDELLES – SCHRAUBEN, MUTTERN & RINGE



REF	Info
<a href="#"><u>111TP4246</u></a>	3/8"



REF	Info
<a href="#"><u>111TP4247</u></a>	M6 x 40 mm



REF	Info
<a href="#"><u>111TP4248</u></a>	M8



REF	Info
<a href="#"><u>111TP4249</u></a>	Ø 82 mm



REF	Info
<a href="#"><u>111TP1345</u></a>	M8 x 12 mm
<a href="#"><u>111TP1264</u></a>	M8 x 16 mm
<a href="#"><u>111TP1265</u></a>	M10 x 18 mm



REF	Info
<a href="#"><u>111TP1266</u></a>	M12 x 50 mm
<a href="#"><u>111TP1267</u></a>	M16 x 30 mm
<a href="#"><u>111TP1268</u></a>	M16 x 40 mm
<a href="#"><u>111TP1269</u></a>	M16 x 80 mm



REF	Info
<a href="#"><u>111TP1270</u></a>	M8 x 75 mm
<a href="#"><u>111TP1271</u></a>	M10 x 75 mm
<a href="#"><u>111TP1344</u></a>	M14 x 150 mm
<a href="#"><u>111TP1272</u></a>	M14 x 180 mm
<a href="#"><u>111TP1273</u></a>	M14 x 230 mm
<a href="#"><u>111TP1274</u></a>	M16 x 75 mm
<a href="#"><u>111TP1275</u></a>	M16 x 150 mm
<a href="#"><u>111TP1276</u></a>	M16 x 155 mm



REF	Info
<a href="#"><u>111TP1277</u></a>	M6 x 80 mm
<a href="#"><u>111TP1278</u></a>	M8 x 30 mm
<a href="#"><u>111TP1279</u></a>	M8 x 60 mm
<a href="#"><u>111TP1280</u></a>	M16 x 45 mm
<a href="#"><u>111TP1281</u></a>	M20 x 50 mm

MECHANICAL PARTS – PIÈCES MÉCANIQUES – MECHANISCHE ERSTZTEILE

# USED FOR ZEPRO MAMMUT LIFT

MECHANICAL PARTS – PIÈCES MÉCANIQUES – MECHANISCHE ERSTATZTEILE

## SCREWS, NUTS & RINGS

VIS, ÉCROUS & RONDELLES – SCHRAUBEN, MUTTERN & RINGE



REF	Info
<a href="#">111TP1282</a>	M8 x 12 mm
<a href="#">111TP1283</a>	M10 x 20 mm

REF	Info
<a href="#">111TP1284</a>	M6 x 12 mm
<a href="#">111TP1285</a>	M6 x 16 mm
<a href="#">111TP1286</a>	M12 x 30 mm



REF	Info
<a href="#">111TP1287</a>	M8 x 20 mm
<a href="#">111TP1288</a>	M8 x 25 mm
<a href="#">111TP1289</a>	M8 x 30 mm
<a href="#">111TP1290</a>	M12 x 25 mm
<a href="#">111TP1291</a>	M12 x 45 mm

REF	Info
<a href="#">111TP1306</a>	M6 x 45 mm
<a href="#">111TP1342</a>	M8 x 80 mm
<a href="#">111TP1307</a>	M8 x 90 mm
<a href="#">111TP1308</a>	M10 x 80 mm



REF	Info
<a href="#">111TP1292</a>	M3
<a href="#">111TP1293</a>	M5
<a href="#">111TP1294</a>	M6
<a href="#">111TP1295</a>	M8
<a href="#">111TP1296</a>	M10
<a href="#">111TP1297</a>	M12
<a href="#">111TP1298</a>	M14
<a href="#">111TP1299</a>	M16
<a href="#">111TP1300</a>	M20

REF	Info
<a href="#">111TP1309</a>	Ø 25 mm
<a href="#">111TP1310</a>	Ø 28 mm
<a href="#">111TP1311</a>	Ø 30 mm
<a href="#">111TP1312</a>	Ø 35 mm
<a href="#">111TP1314</a>	Ø 39 mm
<a href="#">111TP1313</a>	Ø 40 mm

# USED FOR ZEPRO MAMMUT LIFT

## SCREWS, NUTS & RINGS

VIS, ÉCROUS & RONDELLES – SCHRAUBEN, MUTTERN & RINGE



REF	Info
<a href="#">111TP1301</a>	Ø 6 mm
<a href="#">111TP1302</a>	Ø 8 mm
<a href="#">111TP1303</a>	Ø 24 mm

REF	Info
<a href="#">111TP1315</a>	M6
<a href="#">111TP1316</a>	M8
<a href="#">111TP1343</a>	M16



REF	Info
<a href="#">111TP1304</a>	Ø 6 x 16 mm
<a href="#">111TP1305</a>	Ø 8 x 60 mm

## ROLL STOPS & PARTS

BUTÉES DE ROUES & ACCESSOIRES – ABROLLSICHERUNGEN & ERSATZTEILE



REF	Info
<a href="#">111TP4251</a>	Left

REF	Info
<a href="#">111TP4252</a>	Right



REF	Info
<a href="#">111TP4250</a>	Ø 12 x 63 mm

MECHANICAL PARTS – PIÈCES MÉCANIQUES – MECHANISCHE ERSATZTEILE

# USED FOR ZEPRO MAMMUT LIFT

MECHANICAL PARTS – PIÈCES MÉCANIQUES – MECHANISCHE ERSTATZTEILE

## SPRINGS & GAS SPRINGS

RESSORTS & VÉRINS À GAZ – FEDERN & GASDRUCKFEDERN



REF	Info
<a href="#">111TP4253</a>	Ø 68 x 150 mm – Ø 8,5 mm



REF	Info
<a href="#">111TP4254</a>	Ø 11 x 35 mm – Ø 1 mm



REF	Info
<a href="#">111TP4256</a>	1040 mm – Ø 11 mm – left



REF	Info
<a href="#">111TP4255</a>	1040 mm – Ø 11 mm – right



REF	Info
<a href="#">111TP4257</a>	Z-LIFT

## BUMPERS & BUFFERS

PARE-CHOCS & BUTOIRS – STOSSDÄMPFER & -PUFFER



REF	Info
<a href="#">111TP4258</a>	58 x 30 x 25 mm

# USED FOR ZEPRO MAMMUT LIFT

## SLIDER BLOCKS, ROLLERS & WEAR PLATES

BLOCS DE DÉFILEMENT, GALETS & PLAQUES D'USURE – GLEITBLÖCKE, LAUFROLLEN & VERSCHLEISSPLATTEN



REF	Info
<a href="#"><u>111TP4260</u></a>	Ø 30/98 x 20 mm



REF	Info
<a href="#"><u>111TP4261</u></a>	Ø 34/98 x 20 mm



REF	Info
<a href="#"><u>111TP4262</u></a>	35 x 200 mm



REF	Info
<a href="#"><u>111TP4263</u></a>	100 x 140 mm

## CAPS

BOUCHONS – DECKEL



REF	Info
<a href="#"><u>111TP4264</u></a>	84 x 165 mm



REF	Info
<a href="#"><u>111TP4265</u></a>	97 x 110 mm

MECHANICAL PARTS – PIÈCES MÉCANIQUES – MECHANISCHE ERSTZATZTEILE

## PLATFORM PARTS

PIÈCES DE PLATEFORME – PLATTFORMERSATZTEILE



REF	Info
<a href="#">111TP4266</a>	Left




REF	Info
<a href="#">111TP4267</a>	Right



REF	Info
<a href="#">111TP4268</a>	2600 mm



REF	Info
<a href="#">111TP4269</a>	L: 2600 mm – 60 x 10 mm



REF	Info
<a href="#">111TP4270</a>	857 A.V.I.



REF	Info
<a href="#">111TP4271</a>	ZS – left
<a href="#">111TP4272</a>	ZS – right



REF	Info
<a href="#">111TP4273</a>	25 x 30 x 544 mm
<a href="#">111TP4274</a>	25 x 30 x 695 mm
<a href="#">111TP4275</a>	25 x 35 x 695 mm



# USED FOR ZEPRO MAMMUT LIFT

## PLATFORM PARTS

PIÈCES DE PLATEFORME – PLATTFORMERSATZTEILE



REF	Info
<a href="#"><u>111TP4276</u></a>	Ø 99 mm



REF	Info
<a href="#"><u>111TP4277</u></a>	Ø 99 mm




REF	Info
<a href="#"><u>111TP4278</u></a>	3/4"



REF	Info
<a href="#"><u>111TP4279</u></a>	3/4" – Chain length: 1095 mm
<a href="#"><u>111TP4280</u></a>	3/4" – Chain length: 1215 mm
<a href="#"><u>111TP4281</u></a>	3/4" – Chain length: 1370 mm
<a href="#"><u>111TP4282</u></a>	3/4" – Chain length: 1550 mm
<a href="#"><u>111TP4283</u></a>	3/4" – Chain length: 1650 mm
<a href="#"><u>111TP4284</u></a>	3/4" – Chain length: 1650 mm
<a href="#"><u>111TP4285</u></a>	3/4" – Chain length: 1890 mm



REF	Info
<a href="#"><u>111TP4286</u></a>	Ø 32/55 x 50 mm



REF	Info
<a href="#"><u>111TP4287</u></a>	48,5 x 45,2 x 28,7 mm – sold per metre



REF	Info
<a href="#"><u>111TP4288</u></a>	2600 mm



REF	Info
<a href="#"><u>111TP4289</u></a>	50 mm – 2600 mm

MECHANICAL PARTS – PIÈCES MÉCANIQUES – MECHANISCHE ERSTATZTEILE

# USED FOR ZEPRO MAMMUT LIFT

MECHANICAL PARTS – PIÈCES MÉCANIQUES – MECHANISCHE ERSTATZTEILE

## PLATFORM PARTS

PIÈCES DE PLATEFORME – PLATTFORMERSATZTEILE



REF	Info
<a href="#"><u>111TP4290</u></a>	Sold per metre

REF	Info
<a href="#"><u>111TP4293</u></a>	ZSL/ZT/ZTS




REF	Info
<a href="#"><u>111TP4316</u></a>	49 x 31,8 x 14 mm

REF	Info
<a href="#"><u>111TP4294</u></a>	



REF	Info
<a href="#"><u>111TP4295</u></a>	240 x 370 mm

REF	Info
<a href="#"><u>111TP3259</u></a>	§ 53b Abs. 5 StVZO TÜV/CE with certificate – 250 x 400 mm



REF	Info
<a href="#"><u>111TP1320</u></a>	§ 53b Abs. 5 StVZO TÜV/CE without certificate – 250 x 400 mm

# USED FOR ZEPRO MAMMUT LIFT

## CONTROLLERS

COMMANDES – BEDIENUNGEN



REF	Info
<a href="#"><u>111TP4296</u></a>	12–24 V



REF	Info
<a href="#"><u>111TP4297</u></a>	Used for REF <a href="#"><u>111TP4296</u></a>



REF	Info
<a href="#"><u>111TP4298</u></a>	12–24 V



REF	Info
<a href="#"><u>111TP4299</u></a>	Used for REF <a href="#"><u>111TP4298</u></a>



REF	Info
<a href="#"><u>111TP4300</u></a>	With heating cable

## ROTARY/PUSH SWITCHES & PARTS

INTERRUPTEURS ROTATIFS/POUSSOIRS & ACCESSOIRES – DREH-/DRUCKSCHALTER & ERSATZTEILE



REF	Info
<a href="#"><u>111TP4301</u></a>	Ø 42 x 24 mm

SWITCHES & CONTROLLERS – INTERRUPTEURS & COMMANDES – SCHALTER & BEDIENUNGEN

## FOOT CONTROLLERS & PARTS

COMMANDES AU PIED & ACCESSOIRES – FUSSSCHALTER & ERSATZTEILE



REF	Info
<a href="#">111TP4302</a>	500 mm – lift



REF	Info
<a href="#">111TP4303</a>	500 mm – lower



REF	Info
<a href="#">111TP4304</a>	500 mm – neutral



REF	Info
<a href="#">111TP4305</a>	Ø 32 x 15 mm



REF	Info
<a href="#">111TP4306</a>	550 x 120 mm

## CONTACT ELEMENTS

BLOCS DE CONTACT – KONTAKTELEMENTE



REF	Info
<a href="#"><u>111TP4307</u></a>	1 x NO – ABB

REF	Info
<a href="#"><u>111TP4308</u></a>	1 x NC – ABB



REF	Info
<a href="#"><u>111TP4309</u></a>	L: 122 mm

## BATTERY/EMERGENCY SWITCHES & PARTS

COUPE BATTERIE/INTERRUPTEURS D'ARRÊT D'URGENCE & ACCESSOIRES – BATTERIE-/NOTSTOPPSCHALTER & ERSATZTEILE



REF	Info
<a href="#"><u>111TP4310</u></a>	100 A – M10

## CONTROL BOXES & PARTS

BOÎTIERS DE CONTRÔLE & ACCESSOIRES – BEDIENKÄSTEN & ERSATZTEILE



REF	Info
<a href="#"><u>111TP4311</u></a>	385 x 170 x 77 mm



REF	Info
<a href="#"><u>111TP4312</u></a>	395 x 183 x 40 mm



REF	Info
<a href="#"><u>111TP4313</u></a>	Ø 20 x 23 mm – M6 x 1 x 25 mm



REF	Info
<a href="#"><u>111TP4314</u></a>	385 x 172 mm



REF	Info
<a href="#"><u>111TP4315</u></a>	385 x 155 x 27 mm



REF	Info
<a href="#"><u>111TP4317</u></a>	

## SENSORS & SWITCHES

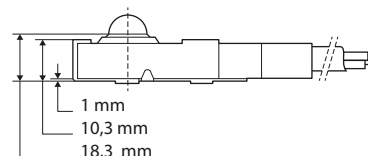
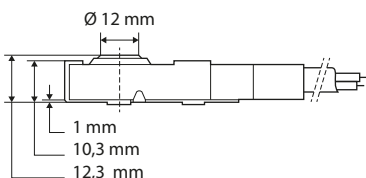
CAPTEURS & INTERRUPTEURS – SENSOREN & SCHALTER



REF	Info
<a href="#"><u>111TP4318</u></a>	TNT

## MICROSWITCHES WITH CABLE

MICRORUPTEURS AVEC CÂBLE – MIKROSCHALTER MIT KABEL



REF	Info
<a href="#"><u>111TP4319</u></a>	250 V – 5 A – IP66 – 500 mm

REF	Info
<a href="#"><u>111TP4320</u></a>	250 V – 5 A – IP66 – 1500 mm

## VARIOUS CONTROLLER PARTS

DIVERSES PIÈCES DE COMMANDE – WEITERE BEDIENUNG-ERSATZTEILE



REF	Info
<a href="#"><u>111TP4321</u></a>	Ø 30 mm



REF	Info
<a href="#"><u>111TP4322</u></a>	100 x 157 mm

## ATLAS CONTROLLERS

COMMANDES ATLAS – ATLAS BEDIENUNGEN



REF	Info
<a href="#"><u>111TP4323</u></a>	Extreme specific – 2 buttons 12–24 V – 5 A – IP67 – IK09



REF	Info
<a href="#"><u>111TP4324</u></a>	Extreme specific – 3 buttons 12–24 V – 5 A – IP67 – IK09



REF	Info
<a href="#"><u>111TP4325</u></a>	Evolution – 2 buttons 12–24 V – IP67 – IK09



REF	Info
<a href="#"><u>111TP4326</u></a>	Evolution – 3 buttons 12–24 V – IP67 – IK09



REF	Info
<a href="#"><u>111TP4327</u></a>	Extreme specific – 3 buttons 12–24 V – 500 A – IP67 – IK09 programmable

See also chapter 15 – Accessories for more Atlas controllers.



## SPIRAL CABLES

CÂBLES SPIRALÉS – SPIRALKABEL



REF

Info

[111TP4328](#)

3500 mm – 4 x 0,75 mm – Ø 14/25mm

REF

Info

[111TP4329](#)

3500 mm – 5 x 1 mm – Ø 22/35 mm

## CABLES & PARTS

CÂBLES DE BATTERIE – KABEL & ERSATZTEILE



REF

Info

[111TP4330](#)

4000 mm – 2 x 0,75 mm – AMP

# USED FOR ZEPRO MAMMUT LIFT

ELECTRICAL PARTS – PIÈCES ÉLECTRIQUES – ELEKTRISCHE ERSATZTEILE

## FLASHLIGHTS & PARTS

LAMPES TORCHES & ACCESSOIRES – BLINKLEUCHTEN & ERSATZTEILE



REF	Info
<a href="#">111TP4332</a>	20° – IP68


REF	Info
<a href="#">111TP4333</a>	Used for REF <a href="#">111TP4332</a>



REF	Info
<a href="#">111TP4334</a>	12 V – LED
<a href="#">111TP4335</a>	24 V – LED



## CIRCUIT BOARDS/CONTROLLERS

CIRCUITS IMPRIMÉS/COMMANDES – LEITERPLATTEN/BEDIENUNGEN



REF	Info
<a href="#">111TP4336</a>	Z

REF	Info
<a href="#">111TP4337</a>	SZH



REF	Info
<a href="#">111TP4338</a>	BZ/SZH

REF	Info
<a href="#">111TP4339</a>	SZH

## CIRCUIT BOARDS/CONTROLLERS

CIRCUITS IMPRIMÉS/COMMANDES – LEITERPLATTEN/BEDIENUNGEN



REF	Info
<a href="#"><u>111TP4340</u></a>	12 V

## RELAIS

RELAIS – RELAIS



REF	Info
<a href="#"><u>111TP4341</u></a>	24 V



REF	Info
<a href="#"><u>111TP4342</u></a>	24 V – 20 A – 5 pins



REF	Info
<a href="#"><u>111TP4343</u></a>	24 V – 5 pins



REF	Info
<a href="#"><u>111TP4344</u></a>	12 V – 20 A – 4 pins



REF	Info
<a href="#"><u>111TP4345</u></a>	24 V – 20 A – 4 pins



REF	Info
<a href="#"><u>111TP4346</u></a>	12 V – 30 A – 5 pins

# USED FOR ZEPRO MAMMUT LIFT

ELECTRICAL PARTS – PIÈCES ÉLECTRIQUES – ELEKTRISCHE ERSATZTEILE

## FUSES

FUSIBLES – SICHERUNGEN



REF	Info	REF	Info
<a href="#"><u>111TP4347</u></a>	150 A – DIN 72581/5	<a href="#"><u>111TP4349</u></a>	160 A – DIN 43560/1
<a href="#"><u>111TP4348</u></a>	250 A – DIN 72581/5	<a href="#"><u>111TP4350</u></a>	250 A – DIN 43560/1

## FUSE HOLDERS & PARTS

PORTE-FUSIBLES & ACCESSOIRES – SICHERUNGSHALTER & ERSATZTEILE



REF	Info	REF	Info
<a href="#"><u>111TP4351</u></a>	M8	<a href="#"><u>111TP4352</u></a>	135 x 85 x 80 mm



REF	Info	REF	Info
<a href="#"><u>111TP4353</u></a>	12 V – 250 A	<a href="#"><u>111TP4354</u></a>	24 V – 160 A

## VARIOUS ELECTRICAL PARTS

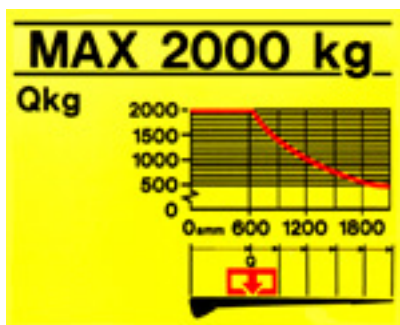
DIVERSES PIÈCES ÉLECTRIQUES – WEITERE ELEKTRISCHE ERSATZTEILE



REF	Info	REF	Info
<a href="#"><u>111TP4355</u></a>	PG11	<a href="#"><u>111TP4359</u></a>	PG11
<a href="#"><u>111TP4356</u></a>	PG13.5	<a href="#"><u>111TP4360</u></a>	PG16
<a href="#"><u>111TP4357</u></a>	PG16		
<a href="#"><u>111TP4358</u></a>	PG16 – black		



DECALS

AUTOCOLLANTS – AUFKLEBER



REF	Info
<a href="#"><u>111TP4361</u></a>	Max 2000 kg

REF	Info
<a href="#"><u>111TP4362</u></a>	6B



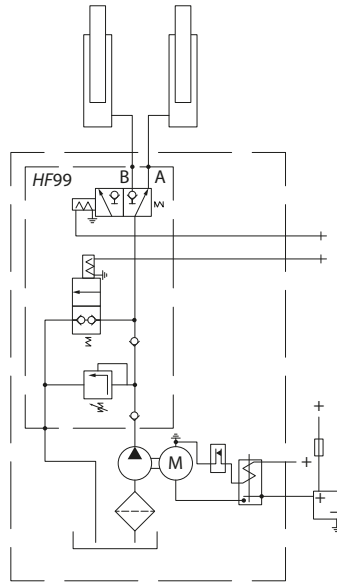
**14**

# UNIVERSAL PARTS



## DC HYDRAULIC POWER UNIT

GROUPE HYDRAULIQUE DC – DC HYDRAULIKAGGREGAT



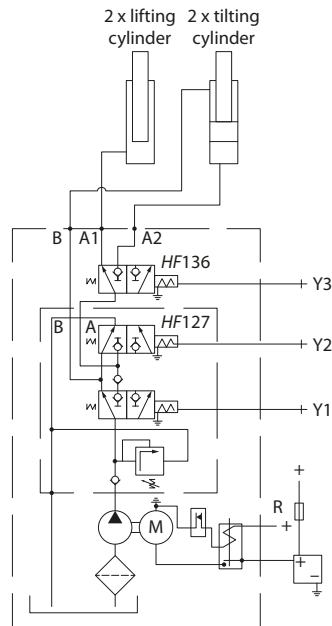
DC hydraulic power unit for two single acting functions e.g. for tail gate lifts.

### REF 111TP5024

- Electric motor: 2 kW
- Hydraulic circuit: 2x single acting
- Voltage: 24 V DC
- Pump size: 3,2 ccm
- Tank volume: 6,2 liter

### REF 111TP5025

Voltage: 48 V DC



### REF 111TP5026

#### Tail gate lift with:

- A. single acting lifting cylinders
- B. double acting tilting cylinders

#### Operations:

1. lifting (pump power up)
2. lowering (gravity down)
3. tilt close (pump power close)
4. tilt open (pump power open)

#### Note:

Relief valve setting has to be examined and adjusted to lift construction.

#### Operation overview:

- Operation: activate solenoid
- Up: R + Y1
- Down: Y2
- Tilt up close: R + Y1 + Y3
- Tilt down open: R + Y2 + Y3



## ELECTROMOTORS WITH PUMPS

MOTEURS ÉLECTRIQUES AVEC POMPE – ELEKTROMOTOREN MIT PUMPEN



REF	Info	REF motor	REF pump
<a href="#"><u>111TP4363</u></a>	24 V – 2 kW – 1,7 cc	<a href="#"><u>111TP5027</u></a>	<a href="#"><u>111TP5028</u></a>
<a href="#"><u>111TP4364</u></a>	24 V – 2 kW – 2,5 cc	<a href="#"><u>111TP5027</u></a>	<a href="#"><u>111TP5029</u></a>



REF	Info	REF motor	REF pump
<a href="#"><u>111TP4365</u></a>	12 V – 2,5 kW – 1,7 cc	<a href="#"><u>111TP5031</u></a>	<a href="#"><u>111TP5028</u></a>
<a href="#"><u>111TP4366</u></a>	12 V – 2 kW – 2,5 cc	<a href="#"><u>111TP5031</u></a>	<a href="#"><u>111TP5029</u></a>



REF	Info	REF motor	REF pump
<a href="#"><u>111TP4367</u></a>	24 V – 2 kW – 2 cc	<a href="#"><u>111TP5030</u></a>	<a href="#"><u>111TP5032</u></a>
<a href="#"><u>111TP4368</u></a>	24 V – 2,2 kW – 2,2 cc	<a href="#"><u>111TP5030</u></a>	<a href="#"><u>111TP5033</u></a>



REF	Info	Used for motor	Used for pump
<a href="#"><u>111TP4369</u></a>	24 V – 3 kW – 3,3 cc	<a href="#"><u>111TP5034</u></a>	<a href="#"><u>111TP5035</u></a>

## ELECTROMOTORS WITH PUMPS

MOTEURS ÉLECTRIQUES AVEC POMPE – ELEKTROMOTOREN MIT PUMPEN



REF	Info	REF motor	REF pump
<a href="#"><u>111TP4370</u></a>	24 V – 4,5 kW – 2,5 cc	<a href="#"><u>111TP5037</u></a>	<a href="#"><u>111TP5036</u></a>



REF	Info	REF motor	REF pump
<a href="#"><u>111TP4371</u></a>	24 V – 2 kW – 1,2 cc	<a href="#"><u>111TP5038</u></a>	<a href="#"><u>111TP5039</u></a>



REF	Info	REF motor	REF pump
<a href="#"><u>111TP4372</u></a>	24 V – 3 kW – 3 cc	<a href="#"><u>111TP5040</u></a>	<a href="#"><u>111TP5041</u></a>

# UNIVERSAL PARTS

## H1000/6000 PUMPS

POMPES H1000/6000 – H1000/6000 PUMPEN



REF	Type	Info
<a href="#"><u>111TP4374</u></a>	HE1000	0,8 cc – CW >>
<a href="#"><u>111TP4375</u></a>	HE1000	1 cc – CW >>
<a href="#"><u>111TP3480</u></a>	HE1000	1,2 cc – CW >>
<a href="#"><u>111TP4376</u></a>	HE1000	1,7 cc – CW >>
<a href="#"><u>111TP4377</u></a>	HE1000	2 cc – CW >>

REF	Type	Info
<a href="#"><u>111TP4378</u></a>	HE6000	0,8 cc – << CCW
<a href="#"><u>111TP4379</u></a>	HE6000	2 cc – << CCW
<a href="#"><u>111TP4380</u></a>	HE6000	2,5 cc – << CCW
<a href="#"><u>111TP4381</u></a>	HE6000	3,2 cc – << CCW



REF	Brand	Info
<a href="#"><u>111TP4382</u></a>	Bosch	3 cc

REF	Brand	Info
<a href="#"><u>111TP4383</u></a>	Bosch	2,2 cc – << CCW



REF	Brand	Info
<a href="#"><u>111TP4384</u></a>	Bosch	3 cc

REF	Brand	Info
<a href="#"><u>111TP4385</u></a>	Bosch	1 cc

MOTORS, PUMPS & PARTS – MOTEURS, POMPES & ACCESSOIRES – MOTOREN, PUMPEN & ERSATZTEILE

## COUPLERS COUPLEURS – KUPPLUNGEN



REF	Info
<a href="#"><u>111TP4386</u></a>	Ø 14 x 11 mm



REF	Info
<a href="#"><u>111TP4387</u></a>	Ø 14 x 13 mm



REF	Info
<a href="#"><u>111TP4388</u></a>	Ø 15 x 17,5 mm



REF	Info
<a href="#"><u>111TP4389</u></a>	Ø 15 x 37 mm



REF	Info
<a href="#"><u>111TP4390</u></a>	Ø 18 x 23 mm



REF	Info
<a href="#"><u>111TP4391</u></a>	Ø 18 x 25 mm



REF	Info
<a href="#"><u>111TP4392</u></a>	Ø 18 x 32 mm



REF	Info
<a href="#"><u>111TP4393</u></a>	Ø 18 x 44 mm



REF	Info
<a href="#"><u>111TP4394</u></a>	Ø 18 x 48 mm



REF	Info
<a href="#"><u>111TP4395</u></a>	Ø 20 x 12 mm

## COUPLERS COUPLEURS – KUPPLUNGEN



REF	Info
<a href="#"><u>111TP4396</u></a>	Ø 22 x 13 mm



REF	Info
<a href="#"><u>111TP4397</u></a>	Ø 22 x 20 mm



REF	Info
<a href="#"><u>111TP4398</u></a>	Ø 23 x 9 mm



REF	Info
<a href="#"><u>111TP4399</u></a>	Ø 30 x 12 mm



REF	Info
<a href="#"><u>111TP4400</u></a>	Ø 30 x 12 mm



REF	Info
<a href="#"><u>111TP4401</u></a>	Ø 34 x 12 mm



REF	Info
<a href="#"><u>111TP4402</u></a>	Ø 42 x 20 mm



REF	Info
<a href="#"><u>111TP4403</u></a>	Ø 42 x 22 mm

## ELECTRIC MOTORS

MOTEURS ÉLECTRIQUES – ELEKTROMOTOREN



REF	Volt	kW	Rotation
<a href="#">111TP4404</a>	12 V	0,8 kW	<< CCW

REF	Volt	kW	Rotation
<a href="#">111TP4405</a>	12 V	2,1 kW	CW >>



REF	Volt	kW	Rotation
<a href="#">111TP4406</a>	12 V	2,1 kW	<< CCW

REF	Volt	kW	Rotation
<a href="#">111TP4407</a>	24 V	2 kW	CW >>



REF	Volt	kW	Rotation
<a href="#">111TP4408</a>	12 V	1,5 kW	CW >>

REF	Volt	kW	Rotation
<a href="#">111TP4373</a>	24 V	3 kW	<< CCW



REF	Volt	kW	Rotation
<a href="#">111TP4410</a>	24 V	1,5 kW	<<CCW – CW >>

REF	Volt	kW	Rotation
<a href="#">111TP4411</a>	24 V	2,1 kW	<<CCW – CW >>



REF	Volt	kW	Rotation
<a href="#">111TP4413</a>	24 V	2,5 kW	CW >>

REF	Volt	kW	Rotation
<a href="#">111TP4414</a>	24 V	5,5 kW	CW >>

## SOLENOID SWITCHES/CONTACTORS

SOLENOÏDES/CONTACTEURS – MAGNETSCHALTER/SCHÜTZE



REF	Volt	Amp	Info
<a href="#">111TP4415</a>	12 V	150 A	
<a href="#">111TP4416</a>	24 V	150 A	



REF	Volt	Amp	Info
<a href="#">111TP4417</a>	12 V	150 A	Bosch
<a href="#">111TP4418</a>	24 V	150 A	Bosch



REF	Volt	Amp	Info
<a href="#">111TP4419</a>	24 V	100 A	



REF	Volt	Amp	Info
<a href="#">111TP4420</a>	12 V	80 A	



REF	Volt	Amp	Info
<a href="#">111TP4421</a>	24 V	100 A	



REF	Volt	Amp	Info
<a href="#">111TP4422</a>	24 V	80 A	



REF	Volt	Amp	Info
<a href="#">111TP4423</a>	12 V	80 A	



REF	Volt	Amp	Info
<a href="#">111TP4424</a>	12 V	100 A	



REF	Volt	Amp	Info
<a href="#">111TP4425</a>	24 V	100 A	



REF	Volt	Amp	Info
<a href="#">111TP4426</a>	24 V	300 A	

MOTORS, PUMPS & PARTS – MOTEURS, POMPES & ACCESSOIRES – MOTOREN, PUMPEN & ERSATZTEILE

## RELAYS RELAIS – RELAIS



REF	Volt	Amp	Info
<a href="#">111TP4427</a>	12 V	75 A	



REF	Volt	Amp	Info
<a href="#">111TP4428</a>	24 V		10–110 W



REF	Info
<a href="#">111TP4552</a>	12–24 V



REF	Info
<a href="#">111TP4634</a>	Hirschmann (GSA)



## GAS SPRINGS

VÉRINS À GAZ – GASDRUCKFEDERN

REF	Info
<a href="#"><u>111TP4429</u></a>	485 mm – 500N
<a href="#"><u>111TP4430</u></a>	485 mm – 1000N
<a href="#"><u>111TP4431</u></a>	505 mm – 350N
<a href="#"><u>111TP4432</u></a>	505 mm – 500N
<a href="#"><u>111TP4433</u></a>	605 mm – 1100N
<a href="#"><u>111TP4434</u></a>	620 mm – 500N
<a href="#"><u>111TP4435</u></a>	620 mm – 650N
<a href="#"><u>111TP4436</u></a>	620 mm – 750N
<a href="#"><u>111TP4437</u></a>	705 mm – 1300N



## SPHERICAL BEARINGS

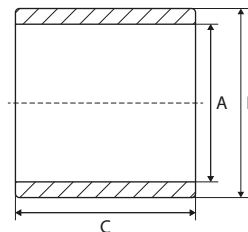
ROULEMENTS SPHÉRIQUES – GELENKLAGER

REF	Info
<a href="#"><u>111TP4438</u></a>	Ø 15/26 x 12 mm
<a href="#"><u>111TP4439</u></a>	Ø 17/30 x 14 mm
<a href="#"><u>111TP4440</u></a>	Ø 20/35 x 16 mm
<a href="#"><u>111TP4441</u></a>	Ø 25/42 x 20 mm
<a href="#"><u>111TP4442</u></a>	Ø 30/47 x 22 mm
<a href="#"><u>111TP4443</u></a>	Ø 35/55 x 25 mm
<a href="#"><u>111TP4444</u></a>	Ø 40/62 x 28 mm
<a href="#"><u>111TP4445</u></a>	Ø 45/68 x 27 mm
<a href="#"><u>111TP4446</u></a>	Ø 45/68 x 32 mm
<a href="#"><u>111TP4447</u></a>	Ø 50/75 x 35 mm
<a href="#"><u>111TP4448</u></a>	Ø 60/90 x 31 mm

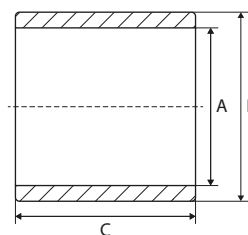


## DX BUSHINGS

BAGUES DX – DX-BUCHSEN



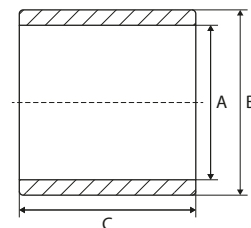
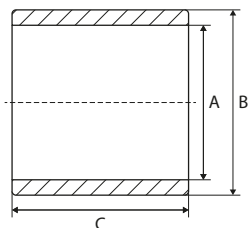
REF	A	B	C	REF	A	B	C
<a href="#">111TP4449</a>	10 mm	12 mm	10 mm	<a href="#">111TP4468</a>	25 mm	28 mm	20 mm
<a href="#">111TP4450</a>	12 mm	14 mm	15 mm	<a href="#">111TP4469</a>	25 mm	28 mm	25 mm
<a href="#">111TP4451</a>	15 mm	17 mm	20 mm	<a href="#">111TP4470</a>	25 mm	28 mm	30 mm
<a href="#">111TP4452</a>	16 mm	18 mm	8 mm	<a href="#">111TP4471</a>	30 mm	34 mm	15 mm
<a href="#">111TP4453</a>	17 mm	20 mm	14,5 mm	<a href="#">111TP4472</a>	30 mm	34 mm	20 mm
<a href="#">111TP4454</a>	17 mm	20 mm	16,5 mm	<a href="#">111TP4473</a>	30 mm	34 mm	25 mm
<a href="#">111TP4455</a>	18 mm	20 mm	15 mm	<a href="#">111TP4474</a>	30 mm	34 mm	30 mm
<a href="#">111TP4456</a>	18 mm	18 mm	20 mm	<a href="#">111TP4475</a>	30 mm	34 mm	40 mm
<a href="#">111TP4457</a>	18 mm	20 mm	25 mm	<a href="#">111TP4476</a>	30 mm	34 mm	50 mm
<a href="#">111TP4458</a>	18 mm	22 mm	15 mm	<a href="#">111TP4477</a>	32 mm	36 mm	30 mm
<a href="#">111TP4459</a>	20 mm	23 mm	10 mm	<a href="#">111TP4478</a>	35 mm	39 mm	20 mm
<a href="#">111TP4460</a>	20 mm	23 mm	15 mm	<a href="#">111TP4479</a>	35 mm	39 mm	25 mm
<a href="#">111TP5066</a>	20 mm	23 mm	20 mm	<a href="#">111TP4480</a>	35 mm	39 mm	30 mm
<a href="#">111TP4461</a>	20 mm	23 mm	25 mm	<a href="#">111TP4481</a>	35 mm	39 mm	50 mm
<a href="#">111TP4462</a>	20 mm	23 mm	30 mm	<a href="#">111TP4482</a>	40 mm	44 mm	20 mm
<a href="#">111TP4463</a>	20 mm	23 mm	35 mm	<a href="#">111TP4483</a>	40 mm	44 mm	40 mm
<a href="#">111TP4464</a>	22 mm	25 mm	20 mm	<a href="#">111TP4484</a>	40 mm	44 mm	40 mm
<a href="#">111TP4465</a>	22 mm	25 mm	25 mm	<a href="#">111TP4485</a>	45 mm	50 mm	40 mm
<a href="#">111TP4466</a>	24 mm	27 mm	25 mm	<a href="#">111TP4486</a>	45 mm	50 mm	50 mm
<a href="#">111TP4467</a>	25 mm	28 mm	15 mm	<a href="#">111TP4487</a>	50,5 mm	55,5 mm	30 mm



REF	A	B	C	REF	A	B	C
<a href="#">111TP4488</a>	25 mm	28 mm	30 mm	<a href="#">111TP4496</a>	30 mm	40 mm	65 mm
<a href="#">111TP4489</a>	25 mm	30 mm	25 mm	<a href="#">111TP4497</a>	35 mm	39 mm	35 mm
<a href="#">111TP4490</a>	25 mm	30 mm	30 mm	<a href="#">111TP4498</a>	35 mm	39 mm	50 mm
<a href="#">111TP4491</a>	30 mm	35 mm	30 mm	<a href="#">111TP4499</a>	35 mm	40 mm	30 mm
<a href="#">111TP4492</a>	30 mm	35 mm	50 mm	<a href="#">111TP4500</a>	35 mm	41 mm	30 mm
<a href="#">111TP4493</a>	30 mm	36 mm	30 mm	<a href="#">111TP4501</a>	35 mm	42 mm	35 mm
<a href="#">111TP4494</a>	30 mm	36 mm	30 mm	<a href="#">111TP4502</a>	30 mm	34 mm	30 mm
<a href="#">111TP4495</a>	30 mm	36 mm	40 mm	<a href="#">111TP4503</a>	50 mm	60 mm	40 mm

## DX BUSHINGS

BAGUES DX – DX-BUCHSEN



REF	A	B	C
<a href="#"><u>111TP4504</u></a>	30 mm	36 mm	40 mm

REF	A	B	C
<a href="#"><u>111TP4505</u></a>	35 mm	42 mm	50 mm

## CU-SEALS

JOINTS CU – CU-DICHTUNGEN




REF	Ø	Info
<a href="#"><u>111TP4506</u></a>	1/8"	10,37 x 15,88 x 2 mm
<a href="#"><u>111TP4507</u></a>	1/4"	13,74 x 20,57 x 2 mm
<a href="#"><u>111TP4508</u></a>	3/8"	17,28 x 23,08 x 2 mm
<a href="#"><u>111TP4509</u></a>	1/2"	21,54 x 28,58 x 2,5 mm
<a href="#"><u>111TP4510</u></a>	1 1/4"	42,93 x 52,38 x 3,2 mm
<a href="#"><u>111TP4511</u></a>	1 1/2"	48,44 x 58,06 x 3,2 mm
<a href="#"><u>111TP4512</u></a>	2"	60,58 x 73,03 x 3,2 mm

REF	Ø	Info
<a href="#"><u>111TP4513</u></a>	M5	5,07 x 9 x 1 mm
<a href="#"><u>111TP4514</u></a>	M6	6,07 x 11 x 1 mm
<a href="#"><u>111TP4515</u></a>	M7	7,03 x 10,2 x 1 mm
<a href="#"><u>111TP4516</u></a>	M8	8,74 x 14 x 1 mm
<a href="#"><u>111TP4517</u></a>	M10	10,07 x 16,08 x 1,5 mm
<a href="#"><u>111TP4518</u></a>	M12	12,7 x 19 x 1,5 mm
<a href="#"><u>111TP4519</u></a>	M14	14,07 x 22 x 1,5 mm
<a href="#"><u>111TP4520</u></a>	M16	16,07 x 24 x 1,5 mm
<a href="#"><u>111TP4521</u></a>	M18	18,7 x 26 x 1,5 mm
<a href="#"><u>111TP4522</u></a>	M22	22,7 x 30 x 1,5 mm
<a href="#"><u>111TP4523</u></a>	M24	24,07 x 32 x 2 mm
<a href="#"><u>111TP4524</u></a>	M26	27,05 x 34,93 x 2,5 mm
<a href="#"><u>111TP4525</u></a>	M33	33,89 x 42,8 x 3,2 mm

# UNIVERSAL PARTS

We also have boxes of O-rings and back-up rings available. Please contact our sales department for dimensions and availability.



## REF 111TP425

Dimensions	Qty	Dimensions	Qty	Dimensions	Qty
3 x 2	20	11,3 x 2,4	15	15 x 3	10
4 x 2	20	12,3 x 2,4	15	18 x 3	10
5 x 2	20	13,3 x 2,4	15	19,2 x 3	10
6 x 2	20	14,3 x 2,4	15	24,2 x 3	10
7 x 2	20	15,3 x 2,4	15	39,2 x 3	10
8 x 2	20	16,3 x 2,4	15	44,2 x 3	10
9 x 2	20	17,3 x 2,4	15	49,2 x 3	10
10 x 2	20	18,3 x 2,4	15	39,5 x 3,5	10
9,3 x 2,4	15	19,3 x 2,4	15	44,5 x 3,5	10
10,3 x 2,4	15	20,3 x 2,4	15	49,2 x 5,7	5

## REF 111TP429

Dimensions	Qty	Dimensions	Qty	Dimensions	Qty
2,9 x 1,78	20	9,25 x 1,78	20	34,52 x 3,53	10
3,68 x 1,78	20	15,54 x 2,62	13	32,92 x 3,53	10
4,48 x 1,78	20	17,13 x 2,62	13	31,34 x 3,53	10
5,28 x 1,78	20	18,72 x 2,62	13	29,75 x 3,53	10
6,07 x 1,78	20	18,64 x 3,53	10	20,22 x 3,53	10
7,66 x 1,78	20	37,69 x 3,53	10	21,82 x 3,53	10
13,95 x 2,62	13	37,47 x 5,33	7	23,4 x 3,53	10
12,37 x 2,62	13	40,65 x 5,33	7	24,99 x 3,53	10
10,78 x 2,62	13	43,82 x 5,33	7	26,58 x 3,53	10
9,19 x 2,62	13	36,1 x 3,53	10	28,17 x 3,53	10

## REF 111TP426

Dimensions	Qty	Dimensions	Qty	Dimensions	Qty
18 x 2	15	25 x 4	15	48 x 4	10
20 x 2	15	30 x 4	15	50 x 4	10
22 x 3	15	32 x 4	15	25 x 5	10
25 x 3	15	34 x 4	15	30 x 5	10
28,2 x 3	15	36 x 4	15	35 x 5	10
30,2 x 3	15	38 x 4	10	40 x 5	10
32,2 x 3	10	40 x 4	10	45 x 5	5
36,2 x 3	10	44 x 4	10	50 x 5	5

## REF 111TP427

Dimensions	Qty	Dimensions	Qty	Dimensions	Qty
2,8 x 1,9	22	13,8 x 2,5	13	28 x 3,5	10
3,8 x 1,9	22	15,8 x 2,5	13	30 x 3,5	10
4,8 x 1,9	20	17,8 x 2,5	13	32 x 3,5	10
5,8 x 1,9	19	19 x 2,5	13	33 x 3,5	10
6,8 x 1,9	19	19 x 3,5	10	35 x 3,5	10
7,8 x 1,9	19	21 x 3,5	10	36 x 3,5	11
8,8 x 1,9	19	22 x 3,5	10	38 x 3,5	10
9,8 x 2,5	13	24 x 3,5	10	38 x 5,3	7
10,8 x 2,5	13	25 x 3,5	10	41 x 5,3	7
11,8 x 2,5	13	26 x 3,5	10	44 x 5,3	7

## REF 111TP430

Dimensions	Qty	Dimensions	Qty	Dimensions	Qty
3 x 1,5	20	6,3 x 2,4	15	10 x 3	10
5 x 1,5	20	8,3 x 2,4	15	12 x 3	10
7 x 1,5	20	11,3 x 2,4	15	14 x 3	10
9 x 1,5	20	13,3 x 2,4	15	16 x 3	10
11 x 1,5	20	17,3 x 2,4	15	18 x 3	10
6 x 2	20	5 x 2,5	15	20,2 x 3	5
8 x 2	20	7 x 2,5	15	22,2 x 3	5
10 x 2	20	10 x 2,5	15	24,2 x 3	5
12 x 2	20	12 x 2,5	15	26,2 x 3	5
14 x 2	20	15 x 2,5	15	30,2 x 3	5

## REF 111TP428

Dimensions	Qty	Dimensions	Qty	Dimensions	Qty
3 x 2	16	14 x 2,5	13	28 x 3	12
4 x 2	16	16 x 2,5	13	30 x 3	12
5 x 2	16	17 x 2,5	13	32 x 3	12
6 x 2	16	19 x 2,5	13	33 x 3	12
7 x 2	16	19 x 3	11	35 x 3	12
8 x 2	16	20 x 3	12	36 x 3	12
10 x 2	16	22 x 3	12	38 x 3	12
10 x 2,5	13	24 x 3	12	38 x 4	9
11 x 2,5	13	25 x 2,5	11	41 x 4	9
12 x 2,5	13	27 x 3	11	44 x 4	9

## REF 111TP431

Dimensions	Qty	Dimensions	Qty	Dimensions	Qty
2,9 x 1,78	20	15,6 x 1,78	10	20,29 x 2,62	5
3,68 x 1,78	20	17,16 x 1,78	5	21,89 x 2,62	5
4,48 x 1,78	20	18,77 x 1,78	5	23,47 x 2,62	5
5,28 x 1,78	20	9,19 x 2,62	15	18,64 x 3,53	5
6,07 x 1,78	20	10,78 x 2,62	15	20,22 x 3,53	5
7,66 x 1,78	20	12,37 x 2,62	15	21,82 x 3,53	5
9,25 x 1,78	20	13,95 x 2,62	15	23,4 x 3,53	5
10,82 x 1,78	15	15,54 x 2,62	10	24,99 x 3,53	5
12,42 x 1,78	15	17,13 x 2,62	10	26,58 x 3,53	5
14 x 1,78	10	18,72 x 2,62	10	28,17 x 3,53	5

Also available in other variations of hardness. To order o-rings, please use prefix 401 and add the inner dimensions plus the thickness of the o-ring. For example: 401/045,0x03,0NBR80

All dimensions are in mm.

## SEAL ASSEMBLY KIT



**REF 111TP424**

For easy fitting and detaching of o-rings without any damage



## INSTALLATION TOOL KIT – SEAL



**REF 111TP432**

## FLAGS FANIONS – FAHNEN



REF	Info
<a href="#"><u>111TP4526</u></a>	200 x 300 mm – UK



REF	Info
<a href="#"><u>111TP4527</u></a>	250 x 340 mm



REF	Info
<a href="#"><u>111TP4528</u></a>	200 x 300 mm



REF	Info
<a href="#"><u>111TP5012</u></a>	400 x 300 mm




REF	Info
<a href="#"><u>111TP4530</u></a>	240 x 370 mm – Ama/Zepro support



REF	Info
<a href="#"><u>111TP4531</u></a>	250 x 370 mm – Trösch support



REF	Info
<a href="#"><u>111TP1469</u></a>	§ 53b Abs. 5 StVZO TÜV/CE with certificate – 250 x 400 mm



REF	Info
<a href="#"><u>111TP4532</u></a>	§ 53b Abs. 5 StVZO TÜV/CE without certificate – 250 x 400 mm



REF	Info
<a href="#"><u>111TP4533</u></a>	Bracket for REF <a href="#"><u>111TP1469</u></a> and REF <a href="#"><u>111TP4532</u></a>

## REFLECTOR TAPE

BANDE RÉFLÉCHISSANTE – REFLEKTIONS BAND



REF	Info
<a href="#"><u>111TP4902</u></a>	LH + RH – 560 x 133 mm – 8 – self adhesive
<a href="#"><u>111TP4903</u></a>	LH + RH – 560 x 133 mm – 8 – aluminum

REF	Info
<a href="#"><u>111TP4904</u></a>	LH + RH – 560 x 195 mm – 8 – self adhesive
<a href="#"><u>111TP4905</u></a>	LH + RH – 560 x 195 mm – 8 – aluminum



REF	Info
<a href="#"><u>111TP4908</u></a>	45 x 1200 mm – left

REF	Info
<a href="#"><u>111TP4907</u></a>	45 x 1200 mm – right



REF	Info
<a href="#"><u>111TP4906</u></a>	30 x 3000 mm

## DECALS

AUTOCOLLANTS – AUFKLEBER



REF	Info
<a href="#"><u>111TP4909</u></a>	72 x 69 mm

## HAND CONTROLLERS

COMMANDES À MAIN – HANDCONTROLLERS



REF	Info
<a href="#"><u>111TP4534</u></a>	2 x NO



REF	Info
<a href="#"><u>111TP4535</u></a>	1 x NC + 2 x NO



REF	Info
<a href="#"><u>111TP4536</u></a>	3 x NC + 2 x NO



REF	Info
<a href="#"><u>111TP4537</u></a>	4 x NC + 4 x NO



REF	Info
<a href="#"><u>111TP4538</u></a>	2 x NO – Mafelec



REF	Info
<a href="#"><u>111TP4539</u></a>	1 x NO/NC + 2 x NO
<a href="#"><u>111TP4540</u></a>	1 x NO/NC + 2 x NO – Mafelec



REF	Info
<a href="#"><u>111TP4541</u></a>	1 x NO/NC + 2 x NO
<a href="#"><u>111TP4542</u></a>	1 x NO/NC + 2 x NO – Mafelec



REF	Info
<a href="#"><u>111TP4543</u></a>	4 x NO
<a href="#"><u>111TP4544</u></a>	4 x NO – Mafelec



## HAND CONTROLLERS

COMMANDES À MAIN – HANDCONTROLLERS



### Atlas Evolution

#### Benefits:

- Unique ergonomic design
- New EASY PUSH System
- Recyclable ABS shock casing (IK09 TÜV Rheinland)
- 2 buttons up to 6 contact blocks
- 3 buttons up to 9 contact blocks
- Strong magnet for easy handling

REF	Description	Info
<a href="#">111TP4547</a>	Evolution – 2 buttons	With 4 pieces NF contact without cable/connector
<a href="#">111TP4548</a>	Evolution – 3 buttons	With 5 pieces NF + 1 NC contact without cable/connector
<a href="#">111TP5043</a>	NF contact	Standard: IEC/EN 60947/VDE 0660 Temperature open: -25–70 °C – Closed -40–70 °C Circuit: at 24 V DC – 5 Ma HF Fault 10-7
<a href="#">111TP5044</a>	NC contact	Standard: IEC/EN 60947/VDE 0660 Temperature open: -25–70 °C – Closed -40–70 °C Circuit: at 24 V DC – 5 Ma HF Fault 10-7
<a href="#">111TP5045</a>	Connector	7 pole – metal – DIN 72577 ISO1724 N-type
<a href="#">111TP5046</a>	Connector	7 pole – synthetic – DIN 72577 ISO1724 N-type



### Atlas Extreme Specific

#### Benefits:

- Registered design
- Available for most tail lift brands
- Shock resistant (IK09 TÜV Rheinland)
- Extreme temperature reliability (-40 °C to 90 °C)
- Complete with spiral cable and connector
- Strong magnet for easy handling

REF	Description	Used for
<a href="#">111TP1334</a>	Extreme specific – 2 buttons – complete with 3,5 m spiral cable and connector	AMA
<a href="#">111TP1494</a>		Zepro
<a href="#">111TP3752</a>		AMA
<a href="#">111TP4323</a>		Anteo
<a href="#">111TP3751</a>		MBB (Kluz-Kuz-K-Hubfix)
<a href="#">111TP2179</a>		Dautel
<a href="#">111TP3064</a>	D'hollandia	D'hollandia/MBB
<a href="#">111TP5047</a>	Extreme specific – 3 buttons – complete with 3,5 m spiral cable and connector	Marrel/Zepro/Foco lift
<a href="#">111TP4324</a>		D'hollandia
<a href="#">111TP3755</a>		MBB
<a href="#">111TP3179</a>		MBB
<a href="#">111TP5048</a>		AMA
<a href="#">111TP1339</a>		MBB (Kluz-Kuz-K-Hubfix)
<a href="#">111TP3754</a>		

## HAND CONTROLLERS

COMMANDES À MAIN – HANDCONTROLLERS



### Atlas Extreme Universal

#### Benefits:

- Registered design, Universal Multi-Brand
- Programmable to most Tail Lift brands
- Shock resistant (IK09 TÜV Rheinland)
- Extreme temperature reliability (-40 °C to 90 °C)
- Complete with spiral cable and 7 pole connector
- Strong magnet for easy handling

REF	Description	Used for
<a href="#"><u>111TP5049</u></a>	Extreme Universal – 2 buttons – Complete with 3,5 m spiral cable and connector	Both types are programmable for Anteo – D'hollandia – Erhel – MBB – Zepro
<a href="#"><u>111TP5050</u></a>	Extreme Universal – 3 buttons – Complete with 3,5 m spiral cable and connector	

## FLASHLIGHTS

LAMPES TORCHES – BLINKLEUCHTEN



REF	Info
<a href="#"><u>111TP4553</u></a>	12 V – LED
<a href="#"><u>111TP4554</u></a>	24 V – LED



REF	Info
<a href="#"><u>111TP4555</u></a>	12 V – 5W
<a href="#"><u>111TP4556</u></a>	24 V – 5W



REF	Info
<a href="#"><u>111TP4557</u></a>	20° – IP68 – no wiring needed -20–85 °C – 8 LED'S – 60 flashes p/min



REF	Info
<a href="#"><u>111TP4558</u></a>	Protection cover for REF <a href="#"><u>111TP4557</u></a>



REF	Info
<a href="#"><u>111TP4563</u></a>	12 V – 4 W – LED
<a href="#"><u>111TP4564</u></a>	24 V – 8 W – LED



REF	Info
<a href="#"><u>111TP4561</u></a>	12 V – LED – type: D
<a href="#"><u>111TP4562</u></a>	24 V – LED – type: D



REF	Info
<a href="#"><u>111TP4559</u></a>	12–24 V – LED – master EU
<a href="#"><u>111TP4560</u></a>	12–24 V – LED – slave EU



REF	Info
<a href="#"><u>111TP4565</u></a>	12–24 V – LED – master mini
<a href="#"><u>111TP4566</u></a>	12–24 V – LED – slave mini

## FLASHLIGHTS

LAMPES TORCHES – BLINKLEUCHTEN



REF	Info
<a href="#"><u>111TP4567</u></a>	12 V – § 53 B STVZO
<a href="#"><u>111TP4568</u></a>	24 V – § 53 B STVZO



REF	Info
<a href="#"><u>111TP4569</u></a>	12-24 V – LED – type 2007



REF	Info
<a href="#"><u>111TP4570</u></a>	12-24 V – LED – universal mini



REF	Info
<a href="#"><u>111TP4571</u></a>	12-24 V – LED – universal EU



REF	Info
<a href="#"><u>111TP4572</u></a>	12-24 V



REF	Info
<a href="#"><u>111TP4573</u></a>	170 x 170 x 17 mm



REF	Info
<a href="#"><u>111TP4574</u></a>	P30 – halo – § 53 A ABS. 1 STVZO



REF	Info
<a href="#"><u>111TP4575</u></a>	Pale – LED – § 53 A ABS. 1 STVZO

## FLASHLIGHT SETS

KITS DE LAMPES TORCHES – BLINKLEUCHTENSSETS



REF	Info
<a href="#"><u>111TP4576</u></a>	12 V – 5 W
<a href="#"><u>111TP4577</u></a>	24 V – 5 W



REF	Info
<a href="#"><u>111TP4578</u></a>	12 V – LED – type: D
<a href="#"><u>111TP4579</u></a>	24 V – LED – type: D



REF	Info
<a href="#"><u>111TP4580</u></a>	12 V – § 53 B STVZO
<a href="#"><u>111TP4581</u></a>	24 V – § 53 B STVZO



REF	Info
<a href="#"><u>111TP4582</u></a>	12-24V – LED

## LED WORKLIGHT

**REF 111TP725** – Flood beam

**REF 111TP726** – Spot beam

- 9–32 V
- Nominal power: 15 W
- LED: 5 pieces
- Light output: 1150 lumen
- Housing: aluminium
- Lens: plastic
- IP67
- 4-point bracket included
- Dimensions (L x W x H): 109,2 x 125 x 42,7 mm



## LED WORKLIGHT

**REF 111TP727**

- 12–24 V
- 18 W
- LED: 4 pieces
- Light output: 850 lumen
- Lens: glass
- AMP connector



## LED REAR COMBINATION LIGHT

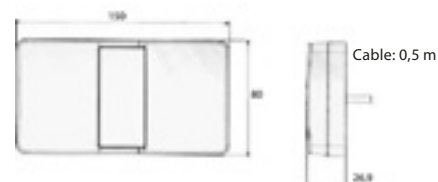
**REF 111TP728**

- Stop, tail, turn
- Bi-voltage: 12–24 V

**Flasher relays:**

**REF 111TP729** – 12 V

**REF 111TP730** – 24 V



E-approved

## REAR COMBINATION LIGHT

**REF 111TP731** – Supplied without bulbs

**REF 111TP732** – 12 V, 21/5 W

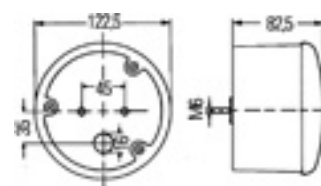
**REF 111TP733** – Bulb 12 V, 21 W

**REF 111TP734** – 24 V, 21/5 W

**REF 111TP735** – Bulb 24 V, 21 W

**REF 111TP736** – Replacement lens

Lamp type: combination rear light in plastic housing



E-approved

## REAR COMBINATION LIGHT



**REF 111TP737**

- Rear/indicator light supplied without bulbs
- Stop, tail, turn and license plate lamp
- Dimensions (L x W x H): 107 x 104 x 52 mm

**REF 111TP732** – Bulb 12 V, 21/5 W

**REF 111TP733** – Bulb 12 V, 21 W

**REF 111TP735** – Bulb 24 V, 21 W

**REF 111TP734** – Bulb 24 V, 21/5 W

**REF 111TP738** – Replacement lens

E-approved

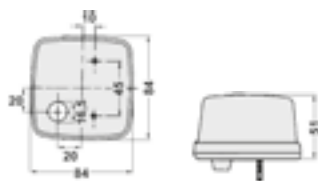
## UNIVERSAL LIGHTS – DOUBLE FUNCTION

E-approved

Rear/indicator

Rear/stop

Position/indicator



Light supplied without bulbs

Bulb 12 V, 21 W

Bulb 12 V, 5 W

Bulb 24 V, 21 W

Bulb 24 V, 5 W

Replacement lens

Colour

[111TP739](#)

[111TP733](#)

[111TP740](#)

[111TP735](#)

[111TP741](#)

[111TP742](#)

Amber/Red

[111TP743](#)

[111TP733](#)

[111TP740](#)

[111TP735](#)

[111TP741](#)

[111TP744](#)

Red/Red

[111TP745](#)

[111TP733](#)

[111TP740](#)

[111TP735](#)

[111TP741](#)

[111TP746](#)

Amber/Clear

## UNIVERSAL LIGHTS – SINGLE FUNCTION

E-approved

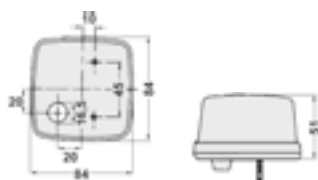
Indicator

Rear

Stop

Reverse

Position



Light supplied without bulbs

Bulb 12 V

Bulb 24 V

Replacement lens

Colour

[111TP747](#)

[111TP733](#)

[111TP735](#)

[111TP748](#)

Amber

[111TP749](#)

[111TP740](#)

[111TP741](#)

[111TP750](#)

Red

[111TP751](#)

[111TP733](#)

[111TP735](#)

[111TP750](#)

Red

[111TP752](#)

[111TP733](#)

[111TP735](#)

[111TP753](#)

Clear

[111TP1179](#)

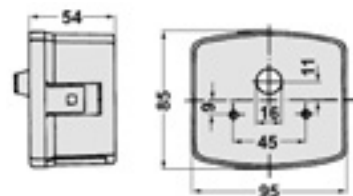
[111TP740](#)

[111TP741](#)

[111TP754](#)

Clear

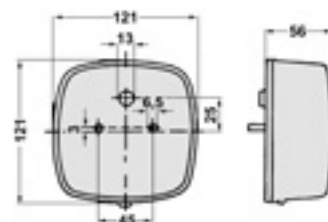
## REAR COMBINATION LIGHT



- REF [111TP755](#) – Left rear light, supplied without bulbs
- REF [111TP756](#) – Right rear light, supplied without bulbs
- REF [111TP733](#) – Bulb 12 V, 21 W (2x)
- REF [111TP757](#) – Bulb 12 V, 10 W (1x)
- REF [111TP735](#) – Bulb 24 V, 21 W (2x)
- REF [111TP758](#) – Bulb 24 V, 10 W (1x)
- REF [111TP759](#) – Replacement lens

E-approved

## REAR COMBINATION LIGHT



- REF [111TP760](#) – Supplied without bulbs
- REF [111TP733](#) – Bulb 12 V, 21 W (2x)
- REF [111TP757](#) – Bulb 12 V, 10 W (1x)
- REF [111TP735](#) – Bulb 24 V, 21 W (2x)
- REF [111TP758](#) – Bulb 24 V, 10 W (1x)
- REF [111TP761](#) – Replacement lens

E-approved

## ROTATING LIGHT – FLEXIBLE MOUNT



- REF [111TP762](#) – Rotating light 12 V
- REF [111TP763](#) – Rotating light 24 V
- REF [111TP764](#) – Rotating light 12–24 V (without bulb)
- REF [111TP765](#) – Amber replacement lens
- REF [111TP766](#) – Bulb H1, 12 V, 55 W
- REF [111TP767](#) – Bulb H1, 24 V, 70 W

E-approved



## ROTATING LIGHT - MAGNETIC MOUNT

- REF 111TP768** – 12 V, bulb included
- REF 111TP769** – 12/24 V, without bulb
- REF 111TP770** – Amber replacement lens
- REF 111TP766** – Bulb H1, 12 V, 55 W
- REF 111TP767** – Bulb H1, 24 V, 70 W
- Magnetic mount
- Height: 179 mm
- Diameter base: 153 mm
- Diameter lens: 127 mm



E-approved

## LED FLASHING BEACON

- REF 111TP771**
- 10–30 V
- Lens: polycarbonate
- ECE Reg 65
- 11 flash patterns
- 3-point fixing
- Height: 141 mm
- Diameter foot: 170 mm
- Diameter lens: 139 mm



E-approved

## MAGNETIC RECHARGEABLE LED WARNING LIGHT




- REF 111TP792**
- Height: 34 mm
- Diameter: 106,5 mm
- 9 different flashing patterns
- Shock-resistant
- Magnetic
- Water-resistant
- With universal charger

**TOTALSOURCE®**

These lights can quickly and easily be deployed in case of:

- Works on and along the road
- Vehicle breakdown
- Loading and unloading of a vehicle
- Events

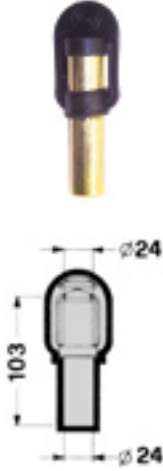
- REF 111TP5076**  
Non-rechargeable version
- REF 111TP5077**  
Extra battery



**REF 111TP793**  
Also available in a case of 6 pieces



## ADAPTER SOCKET "WELDING"



REF [111TP772](#)

## ADAPTER SOCKET "SCREW-IN"



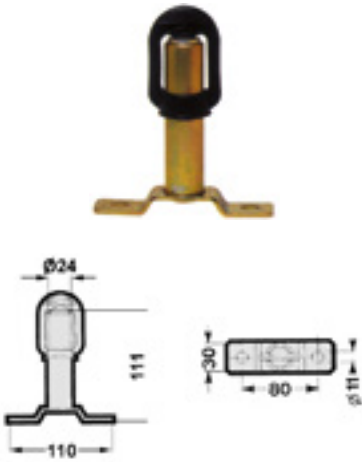
REF [111TP773](#)

## TELESCOPIC ARM



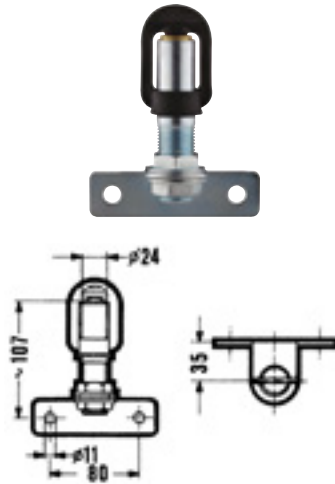
REF [111TP774](#)

## ADAPTER SOCKET



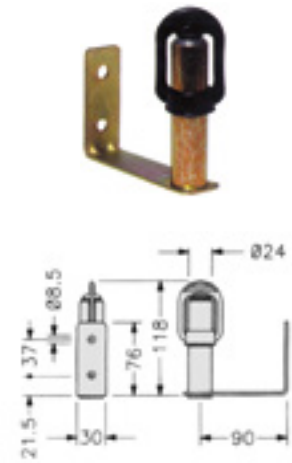
REF [111TP775](#)

## ADAPTER SOCKET




REF [111TP776](#)

## CORNER ADAPTER SOCKET



REF [111TP777](#)

## ADJUSTABLE ADAPTER SOCKET



REF [111TP778](#)

## ADAPTER SOCKET



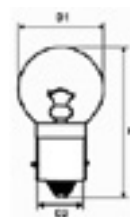
REF [111TP779](#)

## ADAPTER SOCKET "FLEXIBLE"



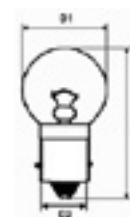
REF [111TP780](#)

## BULBS



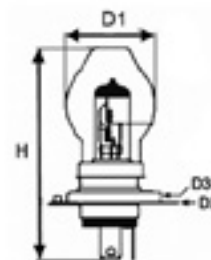
REF	Type of fitting	# contact points	Max dia glass (D1)	Dia fitting (D2)	Max total height (H)	Tension	Power 1
<a href="#">111TP781</a>	BA	Single	19 mm	15 mm	37,5 mm	12 V	5 W
<a href="#">111TP757</a>	BA	Single	19 mm	15 mm	37,5 mm	12 V	10 W
<a href="#">111TP782</a>	BA	Single	19 mm	15 mm	37,5 mm	24 V	5 W
<a href="#">111TP758</a>	BA	Single	19 mm	15 mm	37,5 mm	24 V	10 W

## BULBS



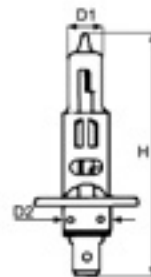
REF	Type of fitting	# contact points	Max dia glass (D1)	Dia fitting (D2)	Max total height (H)	Tension	Power 1
<a href="#">111TP783</a>	BA	Single	35 mm	15 mm	57 mm	12 V	45 W
<a href="#">111TP784</a>	BA	Single	35 mm	15 mm	57 mm	24 V	45 W

## BULBS



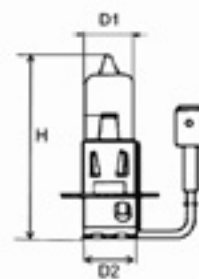
REF	Type of fitting	# contact points	Max dia glass (D1)	Dia fitting (D2)	Mounting dia fitting (D3)	Max total height (H)	Tension	Power 1	Power 2
<a href="#">111TP785</a>	P3	Triple	41 mm	45 mm	41 mm	82 mm	12 V	45 W	40 W
<a href="#">111TP786</a>	P3	Triple	41 mm	45 mm	41 mm	82 mm	24 V	55 W	50 W

## BULBS



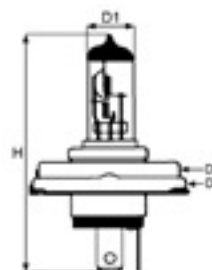
REF	Type of fitting	# contact points	Max dia glass (D1)	Dia fitting (D2)	Max total height (H)	Tension	Power 1	Halogen
<a href="#"><u>111TP766</u></a>	P1	Single	8,5 mm	11,6 mm	67,5 mm	12 V	55 W	H1
<a href="#"><u>111TP767</u></a>	P1	Single	8,5 mm	11,6 mm	67,5 mm	24 V	70 W	H1

## BULBS



REF	Type of fitting	# contact points	Max dia glass (D1)	Dia fitting (D2)	Max total height (H)	Tension	Power 1	Halogen
<a href="#"><u>111TP787</u></a>	PK	Single	11,5 mm	12,5 mm	42 mm	12 V	55 W	H3
<a href="#"><u>111TP788</u></a>	PK	Single	11,5 mm	12,5 mm	42 mm	24 V	70 W	H3

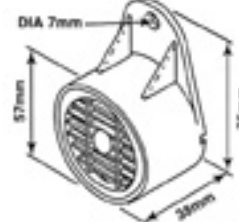
## BULBS



REF	Type of fitting	# contact points	Max dia glass (D1)	Dia fitting (D2)	Mounting dia fitting (D3)	Max total height (H)	Tension	Power 1	Power 2	Halogen
<a href="#"><u>111TP789</u></a>	P3	Triple	16 mm	43 mm	38 mm	82 mm	12 V	60 W	55 W	H4
<a href="#"><u>111TP790</u></a>	P3	Triple	16 mm	43 mm	38 mm	82 mm	12 V	100 W	90 W	H4
<a href="#"><u>111TP791</u></a>	P3	Triple	16 mm	43 mm	38 mm	82 mm	24 V	75 W	70 W	H4

## SAFE-T-ALERT® 1000 SERIES

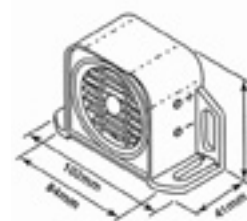
REF	Voltage	Volume	In conformity with		
			SAE J994	UL	CE
<a href="#"><u>111TP794</u></a>	12-24 V	85 dB	-	No	No



**SAFE-T-ALERT®**  
Made in USA

## BUDGET BACK-UP ALARM

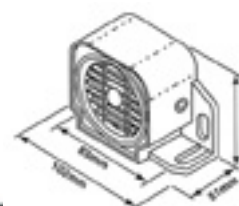
REF	Voltage	Volume	In conformity with		
			SAE J994	UL	CE
<a href="#"><u>111TP795</u></a>	12-24 V	87 dB	D	No	No
<a href="#"><u>111TP796</u></a>	12-24 V	97 dB	C	No	No
<a href="#"><u>111TP797</u></a>	12-24 V	102 dB	F	No	No



Only sold outside the USA

## SAFE-T-ALERT® 2200 SERIES

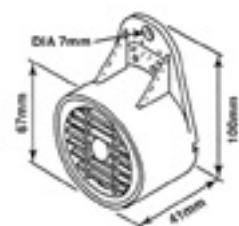
REF	Voltage	Volume	In conformity with		
			SAE J994	UL	CE
<b>With wire leads</b>					
<a href="#"><u>111TP798</u></a>	12-24 V	107 dB	B	Yes	Yes



**SAFE-T-ALERT®**  
Made in USA

## SAFE-T-ALERT® 2500 SERIES

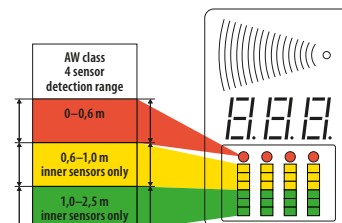
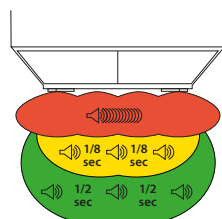
REF	Voltage	Volume	In conformity with		
			SAE J994	UL	CE
<b>With stud terminals</b>					
<a href="#"><u>111TP799</u></a>	12-24 V	102 dB	-	Yes	Yes



**SAFE-T-ALERT®**  
Made in USA

## BACKSCAN® REAR DETECTION SYSTEM

### Backscan® Rear detection system



#### REF 111TP800

Backscan® is an invaluable driver aid to safety but it does not remove the driver's responsibility to ensure normal safety procedures when reversing.

#### Features:

- Reverse with enhanced safety and convenience
- Faster, easier and safer manoeuvring
- Prevents accidental damage
- Sleek design, compact size, latest technology
- Super-wide detection angle
- Easy and quick fitting

#### General:

Backscan® is an ultrasonic rear obstacle detection system, which utilizes the ultrasonic echo principle – transit time method – to help drivers reverse more safely. It is equipped with two pairs of sensors which emit a steady intermittent ultrasonic signal.

The sensors both operate as transmitters and receivers, emitting and receiving reflected ultrasonic signals from possible obstacles. The distance from the obstacle is evaluated through the transit time of the evaluated signals and is indicated by a sequence of pulse tones from the warning buzzer. The closer the obstacle, the faster the warning pulse tones until these become constant at 0,45 m.

#### Technical specifications:

- Dynamic Scanning Memory
- Up to 2,5 m detection range
- 3-stage distance audio warning
- 4-row coloured LED + digital readout visual distance warning
- Fully waterproof control box (IP68)
- Fully waterproof sensors (IP68)
- Operating temperature: buzzer & display -20 °C to 60 °C
- Operating temperature: ECU & sensors -20 °C to 80 °C
- CE and EMC-approved
- RoHS compliant
- 12–24 V DC
- Self diagnostic function
- Interchangeable sensors

## SINGLE CAMERA BUDGET SYSTEM WITH 5,0" MONITOR

### Basic rear view single camera/monitor system

#### Complete system



#### REF 111TP801

- 5,0" TFT LCD new grade 'A' colour monitor
- Colour ultra-low-light camera
- 10 meters of camera cable
- Operating voltage: 12-24 V DC

#### Camera

- Operating voltage: 10 V ~ 14 V DC
- Imaging devices: CCD - 1/4" sharp/DSP-sharp
- TV system: PAL
- Picture elements: 512 (H) x 582 (V)
- Visual resolution: 420 TV lines
- Required illumination: 0,02 lux
- Illumination distance: 5 m
- Viewing angle: 96° (H), 72° (V), 120° (D)
- Camera connector: IP67
- Operating temperature: -10 °C to 70 °C
- Storage temperature: -20 °C to 80 °C
- Vibration rating: 10 G
- Backlight compensation
- Only mirror image view
- No microphone
- \* Not sold separately

#### Monitor

- 5,0" TFT LCD new grade 'A' colour monitor
- Operating voltage: 12 V ~ 24 V DC
- TV system: PAL or NTSC
- Panel size: 5,0" (127 mm)
- Resolution: 320 (H) x (RGB) (V) x 234 (W)
- Contrast ratio: 350:1
- Brightness: 300 cd/m<sup>2</sup>
- Viewing angle: 15° (T), 35° (B), 50° (L), 50° (R)
- Operating temperature: -10 °C to 60 °C
- Storage temperature: -20 °C to 70 °C
- Vibration rating: 5 G
- No audio
- \* Not sold separately

#### Cable with waterproof connectors



#### REF 111TP5078

Standard: 10 m

#### REF 111TP5079

Option: 20 m

**Non-moving application only**

#### Accessory



#### REF 111TP5080

- Cable retractor
- Total cable length: 20 m

## DOCUMENT HOLDER

### REF 111TP810

- Universal document holder
- Length: 350 mm
- Inner length: 325 mm
- Inner diameter: 70 mm
- Material: PVC
- Supplied with brackets



### REF 111TP5093

- Steel bracket for document holder
- M8 – Thread fitting



## BATTERY GUARD

***No more engine trouble due to the battery being run down!***

REF 111TP811 – 12 V


REF 111TP812 – 24 V

Battery guard (similar to battery brain, but independent to it) constantly monitors one or more single devices installed on your car, forklift or aerial work platform which may cause the anomalous battery draining when the engine is not running. While battery brain protects the whole electric plant of the vehicle, battery guard concerns only one or more additional devices. These devices must have a continuous working current not exceeding 45 Amps.

Battery guard disconnects the concerning device if the energy level of the battery drops below a preset level (typically 11,85 V or 23,4 V, depending on the battery). That allows the driver to start and run the engine normally.


As soon as the battery reaches the standard level (12,6 V or 25,2 V) thanks to the alternator feeding, battery guard automatically switches on the electric circuit and the device will run again.

No manual operation is required to restart the system. Simply look at the green LED: light on: running, light off: device disconnected.






## SOUND-PROOFING



**REF 111TP813**

- Cellular rubber
- Dimensions: 2000 x 1500 mm
- Thickness: 25 mm
- Strong self-adhesive tape

## SOUND-PROOFING



**REF 111TP814**

- Cellular rubber
- Dimensions: 2000 x 1500 mm
- Thickness: 30 mm
- Strong self-adhesive tape

## BONNET CATCHES



**REF 111TP815**

- In rubber
- Sold in kit
- Length: 110 mm



**REF 111TP816**

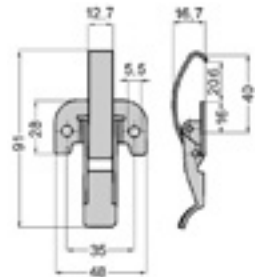
- In metal
- Sold in kit
- Length: 150 mm



**REF 111TP817**

- In metal
- Length: 93 mm

## COVER LOCK



**REF 111TP818**

Used for Linde

## EMERGENCY HAMMER



**REF 111TP819**

- To put inside the cabin
- Emergency hammer with seat-belt cutting blade incl. bracket
- Tip: toughened metal

## BEARINGS



### *Always OEM-quality for conical bearings*

We **standard** offer you an **OEM brand bearing** in case of an inquiry for any conical bearing. Conical bearings are used in transmissions, steering mechanisms, wheel suspensions ... That is why the installation and quality is very important.

We guarantee you that the bearing we standard offer you will belong to one of the following well-known brands: **Timken, INA/FAG, SKF, KOYO, NTN, Bower/National** ... We recommend these OEM brand bearings for all heavy-duty and high-speed applications.

Your offer will often also display an **extra offer line**, on which you can find an **economic alternative**. These bearings are best suited for medium- and light-duty applications.

All correctly fitted conical bearings, whether they are an OEM brand bearing or an economic version, come with our **standard warranty**.

For more info, contact us!

## STANDARD PALM COUPLINGS WITHOUT FILTER



REF [111TP820](#)  
M16 x 1,5

REF [111TP822](#)  
M16 x 1,5

REF [111TP821](#)  
M22 x 1,5

REF [111TP823](#)  
M22 x 1,5

REF [111TP824](#)  
M22 x 1,5

REF [111TP825](#)  
1/2"

REF [111TP826](#)  
1/2"

## METRIC AUTOMATIC PALM COUPLINGS WITHOUT FILTER



REF [111TP827](#)  
M16 x 1,5

REF [111TP829](#)  
M16 x 1,5

REF [111TP828](#)  
M22 x 1,5

REF [111TP830](#)  
M22 x 1,5

## STANDARD PALM COUPLINGS WITHOUT FILTERS



REF	Colour	Pneumatic thread (inside)	Mounting thread	Test connector
<a href="#">111TP831</a>	Supply/ red	M16 x 1,5	M24 x 1,5	No
<a href="#">111TP832</a>	Control/ yellow	M16 x 1,5	M24 x 1,5	No
<a href="#">111TP833</a>	Control/ yellow	M16 x 1,5	M24 x 1,5	Yes

## AIR PRESSURE PARTS



REF [111TP834](#) – Spiraled air hose connection M16  
REF [111TP835](#) – Spiraled air hose connection M22

## HAND GRIPS SET – RED & YELLOW



REF [111TP836](#)  
Can be screwed onto the coupling heads M16 x 1,5 and allow for easier connection.

## BRAKE HOSE

### **REF 111TP837**

- M18 x 1,5 mm
- Yellow
- 20 loops
- DIN 74324
- Female
- Internal thread
- Heavy-duty
- High resistance to kinking



### **REF 111TP838**

- M18 x 1,5 mm
- Red
- 20 loops
- DIN 74324
- Female
- Internal thread



### **REF 111TP839**

- M16 x 1,5 mm
- Yellow
- 20 loops
- DIN 74324
- Male
- External thread

### **REF 111TP840**

- M22 x 1,5 mm
- Yellow
- 20 loops
- DIN 74324
- Male
- External thread



### **REF 111TP841**

- M16 x 1,5 mm
- Red
- 20 loops
- DIN 74324
- Male
- External thread

### **REF 111TP842**

- M22 x 1,5 mm
- Red
- 20 loops
- DIN 74324
- Male
- External thread


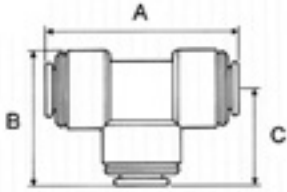

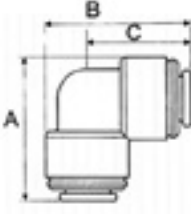

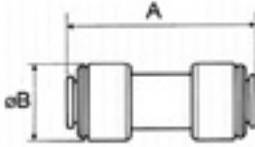


### **REF 111TP843**

- Brake hose set – Blue and red
- 1/2"
- SAE J844
- External thread
- Connection NPTF 1/2"
- Max working length: 15"



## QUICK-RELEASE COUPLING

REF	Tube outer dia	A	B	C	
<a href="#"><u>111TP844</u></a>	4 mm	35 mm	24 mm	18 mm	<b>T-coupling</b>  
<a href="#"><u>111TP845</u></a>	5 mm	35 mm	24 mm	18 mm	
<a href="#"><u>111TP846</u></a>	6 mm	40 mm	27 mm	20 mm	
<a href="#"><u>111TP847</u></a>	8 mm	42 mm	30 mm	21 mm	
<a href="#"><u>111TP848</u></a>	10 mm	50 mm	35 mm	25 mm	
<a href="#"><u>111TP849</u></a>	12 mm	65 mm	44 mm	32 mm	
<a href="#"><u>111TP850</u></a>	15 mm	73 mm	50 mm	37 mm	
<a href="#"><u>111TP851</u></a>	18 mm	89 mm	61 mm	44 mm	
<a href="#"><u>111TP852</u></a>	22 mm	98 mm	67 mm	49 mm	
<a href="#"><u>111TP853</u></a>	28 mm	121 mm	85 mm	61 mm	
<a href="#"><u>111TP854</u></a>	4 mm	24 mm	24 mm	18 mm	<b>Elbow coupling</b>  
<a href="#"><u>111TP855</u></a>	5 mm	24 mm	24 mm	18 mm	
<a href="#"><u>111TP856</u></a>	6 mm	27 mm	27 mm	20 mm	
<a href="#"><u>111TP857</u></a>	8 mm	30 mm	30 mm	21 mm	
<a href="#"><u>111TP858</u></a>	10 mm	35 mm	35 mm	25 mm	
<a href="#"><u>111TP859</u></a>	12 mm	44 mm	44 mm	32 mm	
<a href="#"><u>111TP860</u></a>	15 mm	50 mm	50 mm	37 mm	
<a href="#"><u>111TP861</u></a>	18 mm	60 mm	60 mm	44 mm	
<a href="#"><u>111TP862</u></a>	22 mm	67 mm	67 mm	49 mm	
<a href="#"><u>111TP863</u></a>	28 mm	85 mm	85 mm	61 mm	
<a href="#"><u>111TP864</u></a>	4 mm	32 mm	14 mm	-	<b>Straight coupling</b>  
<a href="#"><u>111TP865</u></a>	5 mm	32 mm	14 mm	-	
<a href="#"><u>111TP866</u></a>	6 mm	35 mm	15 mm	-	
<a href="#"><u>111TP867</u></a>	8 mm	42 mm	18 mm	-	
<a href="#"><u>111TP868</u></a>	10 mm	42 mm	20 mm	-	
<a href="#"><u>111TP869</u></a>	12 mm	51 mm	23 mm	-	
<a href="#"><u>111TP870</u></a>	15 mm	62 mm	28 mm	-	
<a href="#"><u>111TP871</u></a>	18 mm	65 mm	32 mm	-	
<a href="#"><u>111TP872</u></a>	22 mm	71 mm	36 mm	-	
<a href="#"><u>111TP873</u></a>	28 mm	91 mm	49 mm	-	

## AIR BRAKE PIPES



REF	Dimensions	Colour	REF	Dimensions	Colour	REF	Dimensions	Colour
<b>DIN 73378 (100 m)</b>			<b>DIN 73378 (100 m)</b>			<b>DIN 73378 (25 m)</b>		
<a href="#"><u>111TP874</u></a>	4 x 1 mm	Black	<a href="#"><u>111TP897</u></a>	10 x 1 mm	Red	<a href="#"><u>111TP920</u></a>	4 x 1 mm	Black
<a href="#"><u>111TP875</u></a>	4 x 1 mm	White	<a href="#"><u>111TP898</u></a>	10 x 1 mm	White	<a href="#"><u>111TP921</u></a>	6 x 1 mm	Black
<a href="#"><u>111TP876</u></a>	6 x 1 mm	Black	<a href="#"><u>111TP899</u></a>	11 x 1,5 mm	Black	<a href="#"><u>111TP922</u></a>	8 x 1,5 mm	Black
<a href="#"><u>111TP877</u></a>	6 x 1 mm	Blue	<a href="#"><u>111TP900</u></a>	12 x 1,5 mm	Black	<a href="#"><u>111TP923</u></a>	8 x 1 mm	Black
<a href="#"><u>111TP878</u></a>	6 x 1 mm	Yellow	<a href="#"><u>111TP901</u></a>	12 x 1,5 mm	Blue	<a href="#"><u>111TP924</u></a>	9 x 1,5 mm	Black
<a href="#"><u>111TP879</u></a>	6 x 1 mm	Green	<a href="#"><u>111TP902</u></a>	12 x 1,5 mm	Yellow	<a href="#"><u>111TP925</u></a>	10 x 1,5 mm	Black
<a href="#"><u>111TP880</u></a>	6 x 1 mm	Orange	<a href="#"><u>111TP903</u></a>	12 x 1,5 mm	Red	<a href="#"><u>111TP926</u></a>	10 x 1 mm	Black
<a href="#"><u>111TP881</u></a>	6 x 1 mm	Red	<a href="#"><u>111TP904</u></a>	14 x 2 mm	Black	<a href="#"><u>111TP927</u></a>	11 x 1,5 mm	Black
<a href="#"><u>111TP882</u></a>	6 x 1 mm	White	<a href="#"><u>111TP905</u></a>	15 x 2 mm	Red	<a href="#"><u>111TP928</u></a>	12 x 2 mm	Black
<a href="#"><u>111TP883</u></a>	8 x 1 mm	Black	<a href="#"><u>111TP906</u></a>	15 x 1,5 mm	Black	<a href="#"><u>111TP929</u></a>	12 x 1,5 mm	Black
<a href="#"><u>111TP884</u></a>	8 x 1 mm	Blue	<a href="#"><u>111TP907</u></a>	15 x 1,5 mm	Yellow	<a href="#"><u>111TP930</u></a>	14 x 2 mm	Black
<a href="#"><u>111TP885</u></a>	8 x 1 mm	Yellow	<a href="#"><u>111TP908</u></a>	15 x 1,5 mm	Red	<a href="#"><u>111TP931</u></a>	15 x 2 mm	Black
<a href="#"><u>111TP886</u></a>	8 x 1 mm	Green	<a href="#"><u>111TP909</u></a>	16 x 2 mm	Black	<a href="#"><u>111TP932</u></a>	15 x 1,5 mm	Black
<a href="#"><u>111TP887</u></a>	8 x 1 mm	Orange	<a href="#"><u>111TP910</u></a>	18 x 2 mm	Black	<a href="#"><u>111TP933</u></a>	16 x 2 mm	Black
<a href="#"><u>111TP888</u></a>	8 x 1 mm	Red	<a href="#"><u>111TP911</u></a>	18 x 2 mm	Red	<a href="#"><u>111TP934</u></a>	18 x 2 mm	Black
<a href="#"><u>111TP889</u></a>	8 x 1 mm	Violet	<a href="#"><u>111TP912</u></a>	10 x 1,25 mm	Black	<a href="#"><u>111TP935</u></a>	22 x 2 mm	Black
<a href="#"><u>111TP890</u></a>	8 x 1 mm	White	<a href="#"><u>111TP913</u></a>	10 x 1,25 mm	Blue	<a href="#"><u>111TP936</u></a>	10 x 1,25 mm	Black
<a href="#"><u>111TP891</u></a>	10 x 1,5 mm	Black	<a href="#"><u>111TP914</u></a>	10 x 1,25 mm	Yellow			
<a href="#"><u>111TP892</u></a>	10 x 1,5 mm	Yellow	<a href="#"><u>111TP915</u></a>	10 x 1,25 mm	Green			
<a href="#"><u>111TP893</u></a>	10 x 1,5 mm	Red	<a href="#"><u>111TP916</u></a>	10 x 1,25 mm	Orange			
<a href="#"><u>111TP894</u></a>	10 x 1 mm	Black	<a href="#"><u>111TP917</u></a>	10 x 1,25 mm	Red			
<a href="#"><u>111TP895</u></a>	10 x 1 mm	Blue	<a href="#"><u>111TP918</u></a>	10 x 1,25 mm	Purple			
<a href="#"><u>111TP896</u></a>	10 x 1 mm	Yellow	<a href="#"><u>111TP919</u></a>	10 x 1,25 mm	White			

## UNIVERSAL PLUG AND SOCKET TRAILER

### Universal plug trailer

	5P 12 V DIN 72576 ISO 1724 N-type	7P 12 V DIN 72577 ISO 1724 N-type	7P 24 V DIN 72579 ISO 1185 N-type	7P 24 V ISO 3731 S-type
--	--	--	--	-------------------------------

Synthetic



REF [111TP937](#)



REF [111TP938](#)



REF [111TP940](#)



REF [111TP942](#)

Metal



REF [111TP1178](#)



REF [111TP939](#)



REF [111TP941](#)



REF [111TP943](#)

### Universal socket trailer

	5P 12 V DIN 72576 ISO 1724 N-type	7P 12 V DIN 72577 ISO 1724 N-type	7P 12 V DIN 72577 ISO 1724 N-type with rear, fog light, cut-off	7P 12 V ISO 1724 Coupling socket	7P 24 V DIN 72579 ISO 1185 N-type	7P 24 V ISO 3731 S-type
--	--	--	--	--	--	-------------------------------

Synthetic



REF [111TP944](#)



REF [111TP946](#)



REF [111TP948](#)



REF [111TP950](#)



REF [111TP951](#)



REF [111TP953](#)

Metal



REF [111TP945](#)



REF [111TP947](#)



REF [111TP949](#)



REF [111TP952](#)



REF [111TP954](#)

## UNIVERSAL TEST KIT FOR TRAILER SOCKET

**REF 111TP955** – 12 V, 7-pole

**REF 111TP956** – 12 V, 13-pole

- 1 test plug for testing the trailer wiring including the trailer lighting (battery included) (1 person)
- 1 test plug for testing the wiring of the trailer socket (2 persons)



## MICRO-ADAPTER PLUG



**REF 111TP957**

From 13-pin plug to 7-pin 12 V socket

## TRAILER CABLES



**REF 111TP958**

- Sold per metre
- 7 x 1,5 mm<sup>2</sup>

**REF 111TP959**

- Sold per metre
- 6 x 1 mm<sup>2</sup> + 1 x 2 mm<sup>2</sup>

## SPIRAL TRAILER CABLES

REF	Cores	Diameter cable	Diameter spiral	Length
<a href="#"><u>111TP960</u></a>	6 x 1 + 1 x 2,5 mm	10,5 mm	60 mm	3500 mm
<a href="#"><u>111TP961</u></a>	6 x 1 + 1 x 2,5 mm	10,5 mm	60 mm	4500 mm
<a href="#"><u>111TP962</u></a>	6 x 1 + 1 x 2,5 mm	10,5 mm	40 mm	3500 mm
<a href="#"><u>111TP963</u></a>	6 x 1 + 1 x 2,5 mm	10,5 mm	40 mm	4500 mm
<a href="#"><u>111TP964</u></a>	6 x 1 + 1 x 1,5 mm	10,3 mm	20 mm	3500 mm
<a href="#"><u>111TP965</u></a>	6 x 1 + 1 x 1,5 mm	10,3 mm	20 mm	4000 mm
<a href="#"><u>111TP966</u></a>	6 x 1 + 1 x 1,5 mm	10,3 mm	20 mm	4500 mm





## PORTABLE SYSTEM FOR REMOVING EXCESS WATER FROM THE BATTERY CONTAINER



**REF [111TP967](#)**

- Dimensions: 140 x 170 x 220 mm
- With 12 V cigarette lighter plug

## BATTERY FILLER UNIT



**REF [111TP968](#)**

- Mobile water filling system with 60 l barrel + gun
- Battery of 12 V 6,5 Ah

## BRUSH CLEANING SET



**REF [111TP969](#)**

## FOOT-PUMP



**REF [111TP970](#)**

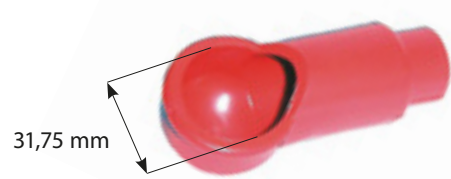
Foot-pump suitable for barrels up to 120 l

## SIDE TERMINAL (-)



REF [111TP971](#) – Cable size: 2 AWG (33,7 mm<sup>2</sup>)  
 REF [111TP1177](#) – Cable size: 1/0 AWG (53,5 mm<sup>2</sup>)  
 REF [111TP972](#) – Cable size: 2/0 AWG (67,4 mm<sup>2</sup>)

## SIDE TERMINAL (+)




REF [111TP973](#) – Cable size: 2 AWG (33,7 mm<sup>2</sup>)  
 REF [111TP974](#) – Cable size: 1/0 AWG (53,5 mm<sup>2</sup>)  
 REF [111TP975](#) – Cable size: 2/0 AWG (67,4 mm<sup>2</sup>)

## SIDE TERMINAL (-)



REF [111TP976](#) – Cable size: 1 AWG (42,4 mm<sup>2</sup>)

## SIDE TERMINAL (+)



REF [111TP977](#) – Cable size: 1 AWG (42,4 mm<sup>2</sup>)

## SIDE TERMINAL (-)



REF [111TP978](#) – Cable size: 50 mm<sup>2</sup>

## TERMINAL FOR DISTRIBUTOR CAPS (-)



REF [111TP979](#) – Cable size: 6 mm<sup>2</sup>

## SIDE TERMINAL FOR IGNITION COILS (-)



REF [111TP980](#) – Cable size: 6–8 mm<sup>2</sup>

## SIDE TERMINAL (-)



REF [111TP981](#) – Cable size: 25 mm<sup>2</sup>

PROTECTIVE TERMINALS (+) / (-)



REF [111TP982](#) – D: 32 mm, red, (+)  
REF [111TP983](#) – D: 32 mm, black, (-)

PROTECTIVE TERMINALS (+) / (-)



REF [111TP984](#) – D: 30 mm, red, (+)  
REF [111TP985](#) – D: 30 mm, black, (-)

PROTECTIVE TERMINALS (+) / (-)



REF [111TP986](#) – D: 26 mm, red, (+)  
REF [111TP987](#) – D: 26 mm, black, (-)

PROTECTIVE TERMINALS (+) / (-)



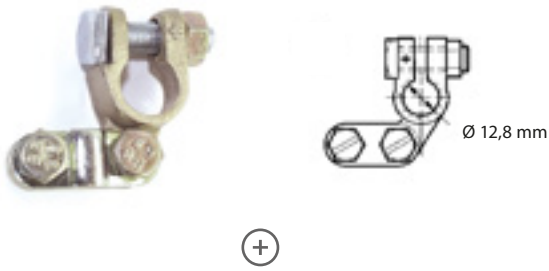
REF [111TP988](#) – D: 24 mm, red, (+)  
REF [111TP989](#) – D: 24 mm, black, (-)

PROTECTIVE TERMINALS (+) / (-)



REF [111TP990](#) – D: 20 mm, red, (+)  
REF [111TP991](#) – D: 20 mm, black, (-)

## BOLT-ON BATTERY TERMINALS




+

REF/piece

Type

**111TP993**

Positive



-

REF/piece

Type

**111TP992**

Negative



+

REF/piece

Type

**111TP995**

Positive



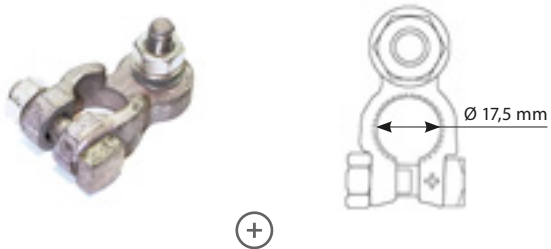
-

REF/piece

Type

**111TP994**

Negative



+

REF/piece

Type

Screw

**111TP998**

Positive

M8

**111TP999**

M10



-

REF/piece

Type

Screw

**111TP996**

Negative

M8

**111TP997**

M10



+

REF/piece

Type

Screw

**111TP1000**

Positive

M8

**111TP1001**

M10



-

REF/piece

Type

Screw

**111TP1180**

Negative

M8

**111TP1002**


M10

## FUSE HOLDERS & NUTS

PORTE-FUSIBLES & ÉCROUS – SICHERUNGSHALTER & MUTTERN



REF	For fuse type
<a href="#"><u>111TP4768</u></a>	DIN 72581/mini



REF	For fuse type
<a href="#"><u>111TP4769</u></a>	DIN 72581/med



REF	For fuse type
<a href="#"><u>111TP4770</u></a>	DIN 72581/med



REF	For fuse type
<a href="#"><u>111TP4771</u></a>	DIN 72581/med – 20 A max



REF	For fuse type
<a href="#"><u>111TP4772</u></a>	DIN 72581/med



REF	For fuse type
<a href="#"><u>111TP4773</u></a>	DIN 72581/med



REF	For fuse type
<a href="#"><u>111TP4774</u></a>	DIN 72581/med



REF	For fuse type
<a href="#"><u>111TP4775</u></a>	DIN 72581/med – L: 32 mm



REF	For fuse type
<a href="#"><u>111TP4776</u></a>	DIN 72581/med – L: 96 mm



REF	For fuse type
<a href="#"><u>111TP4777</u></a>	DIN 72581/med – L: 118 mm

## FUSE HOLDERS & NUTS

PORTE-FUSIBLES & ÉCROUS – SICHERUNGSHALTER & MUTTERN



REF	For fuse type
<a href="#"><u>111TP4778</u></a>	DIN 72581/med – L: 128 mm



REF	For fuse type
<a href="#"><u>111TP4779</u></a>	DIN 72581/max



REF	For fuse type
<a href="#"><u>111TP4780</u></a>	DIN 72581/2



REF	For fuse type
<a href="#"><u>111TP4781</u></a>	DIN 72581/2



REF	For fuse type
<a href="#"><u>111TP4782</u></a>	DIN 43560/1 – M10



REF	For fuse type
<a href="#"><u>111TP4783</u></a>	DIN 43560/1 – M10



REF	For fuse type
<a href="#"><u>111TP4784</u></a>	DIN 43560/1 – M10



REF	For fuse type
<a href="#"><u>111TP4785</u></a>	DIN 43560/1 – M8 x 20 mm



REF	For fuse type
<a href="#"><u>111TP4786</u></a>	DIN 43560/1 – M10 x 30 mm



REF	For fuse type
<a href="#"><u>111TP4787</u></a>	DIN 43560/1 – mega – CNN/ANN

## FUSE HOLDERS & NUTS

PORTE-FUSIBLES & ÉCROUS – SICHERUNGSHALTER & MUTTERN



REF	For fuse type
<a href="#"><u>111TP4788</u></a>	DIN 43560/1 – mega – CNN/ANN – 250 A max



REF	For fuse type
<a href="#"><u>111TP4789</u></a>	CNN/ANN – M8 x 25 mm



REF	For fuse type
<a href="#"><u>111TP4790</u></a>	CNN/ANN



REF	For fuse type
<a href="#"><u>111TP4791</u></a>	Mega



REF	Info
<a href="#"><u>111TP4793</u></a>	M8



REF	Info
<a href="#"><u>111TP4794</u></a>	M8



REF	Info
<a href="#"><u>111TP4795</u></a>	M8



REF	Info
<a href="#"><u>111TP4796</u></a>	DIN 43560/1 – M10



REF	Info
<a href="#"><u>111TP4797</u></a>	135 x 85 x 80 mm

## FUSES

FUSIBLES – SICHERUNGEN



REF	Amp	Info
<a href="#"><u>111TP4736</u></a>	2 A	DIN 72581/mini – 11 x 16 mm
<a href="#"><u>111TP4737</u></a>	3 A	DIN 72581/mini – 11 x 16 mm
<a href="#"><u>111TP4738</u></a>	4 A	DIN 72581/mini – 11 x 16 mm
<a href="#"><u>111TP4739</u></a>	5 A	DIN 72581/mini – 11 x 16 mm
<a href="#"><u>111TP4740</u></a>	7,5 A	DIN 72581/mini – 11 x 16 mm
<a href="#"><u>111TP4741</u></a>	10 A	DIN 72581/mini – 11 x 16 mm
<a href="#"><u>111TP4742</u></a>	15 A	DIN 72581/mini – 11 x 16 mm
<a href="#"><u>111TP4743</u></a>	20 A	DIN 72581/mini – 11 x 16 mm
<a href="#"><u>111TP4744</u></a>	25 A	DIN 72581/mini – 11 x 16 mm
<a href="#"><u>111TP4745</u></a>	30 A	DIN 72581/mini – 11 x 16 mm

REF	Amp	Info
<a href="#"><u>111TP4746</u></a>	40 A	CNN/ANN
<a href="#"><u>111TP4747</u></a>	50 A	CNN/ANN
<a href="#"><u>111TP4748</u></a>	60 A	CNN/ANN
<a href="#"><u>111TP4749</u></a>	80 A	CNN/ANN
<a href="#"><u>111TP4750</u></a>	100 A	CNN/ANN
<a href="#"><u>111TP4751</u></a>	125 A	CNN/ANN
<a href="#"><u>111TP4752</u></a>	150 A	CNN/ANN
<a href="#"><u>111TP4753</u></a>	175 A	CNN/ANN
<a href="#"><u>111TP4754</u></a>	200 A	CNN/ANN
<a href="#"><u>111TP4755</u></a>	225 A	CNN/ANN
<a href="#"><u>111TP4756</u></a>	250 A	CNN/ANN
<a href="#"><u>111TP4757</u></a>	275 A	CNN/ANN
<a href="#"><u>111TP4758</u></a>	300 A	CNN/ANN



REF	Amp	Info
<a href="#"><u>111TP4759</u></a>	20 A	DIN 72581/maxi – 29 x 34 mm
<a href="#"><u>111TP4760</u></a>	30 A	DIN 72581/maxi – 29 x 34 mm
<a href="#"><u>111TP4761</u></a>	40 A	DIN 72581/maxi – 29 x 34 mm
<a href="#"><u>111TP4762</u></a>	50 A	DIN 72581/maxi – 29 x 34 mm
<a href="#"><u>111TP4763</u></a>	60 A	DIN 72581/maxi – 29 x 34 mm
<a href="#"><u>111TP4764</u></a>	70 A	DIN 72581/maxi – 29 x 34 mm
<a href="#"><u>111TP4765</u></a>	80 A	DIN 72581/maxi – 29 x 34 mm
<a href="#"><u>111TP4766</u></a>	100 A	DIN 72581/maxi – 29 x 34 mm

REF	Amp	Info
<a href="#"><u>111TP4767</u></a>	150–200 A	Universal



## FUSES

FUSIBLES – SICHERUNGEN



REF	Amp	Info
<a href="#">111TP4690</a>	40 A	DIN 43560/1
<a href="#">111TP4691</a>	50 A	DIN 43560/1
<a href="#">111TP4692</a>	63 A	DIN 43560/1
<a href="#">111TP4693</a>	80 A	DIN 43560/1
<a href="#">111TP4694</a>	100 A	DIN 43560/1
<a href="#">111TP4695</a>	125 A	DIN 43560/1
<a href="#">111TP4696</a>	135 A	DIN 43560/1
<a href="#">111TP4697</a>	150 A	DIN 43560/1
<a href="#">111TP4698</a>	160 A	DIN 43560/1
<a href="#">111TP4699</a>	175 A	DIN 43560/1
<a href="#">111TP4700</a>	200 A	DIN 43560/1
<a href="#">111TP4701</a>	225 A	DIN 43560/1
<a href="#">111TP4702</a>	250 A	DIN 43560/1
<a href="#">111TP4703</a>	275 A	DIN 43560/1
<a href="#">111TP4704</a>	300 A	DIN 43560/1

REF	Amp	Info
<a href="#">111TP4705</a>	40 A	DIN 43560/1
<a href="#">111TP4706</a>	50 A	DIN 43560/1
<a href="#">111TP4707</a>	63 A	DIN 43560/1
<a href="#">111TP4708</a>	80 A	DIN 43560/1
<a href="#">111TP4709</a>	100 A	DIN 43560/1
<a href="#">111TP4710</a>	125 A	DIN 43560/1
<a href="#">111TP4711</a>	135 A	DIN 43560/1
<a href="#">111TP4712</a>	150 A	DIN 43560/1
<a href="#">111TP4713</a>	160 A	DIN 43560/1
<a href="#">111TP4714</a>	175 A	DIN 43560/1
<a href="#">111TP4715</a>	200 A	DIN 43560/1
<a href="#">111TP4716</a>	225 A	DIN 43560/1
<a href="#">111TP4717</a>	250 A	DIN 43560/1
<a href="#">111TP4718</a>	275 A	DIN 43560/1
<a href="#">111TP4719</a>	300 A	DIN 43560/1



REF	Amp	Info
<a href="#">111TP4720</a>	50 A	DIN 72581/5
<a href="#">111TP4721</a>	75 A	DIN 72581/5
<a href="#">111TP4722</a>	100 A	DIN 72581/5
<a href="#">111TP4723</a>	125 A	DIN 72581/5
<a href="#">111TP4724</a>	150 A	DIN 72581/5
<a href="#">111TP4725</a>	175 A	DIN 72581/5
<a href="#">111TP4726</a>	200 A	DIN 72581/5
<a href="#">111TP4727</a>	250 A	DIN 72581/5
<a href="#">111TP4728</a>	300 A	DIN 72581/5


REF	Amp	Info
<a href="#">111TP4729</a>	100 A	Mega
<a href="#">111TP4730</a>	125 A	Mega
<a href="#">111TP4731</a>	150 A	Mega
<a href="#">111TP4732</a>	175 A	Mega
<a href="#">111TP4733</a>	200 A	Mega
<a href="#">111TP4734</a>	225 A	Mega
<a href="#">111TP4735</a>	250 A	Mega

## FUSES

FUSIBLES – SICHERUNGEN



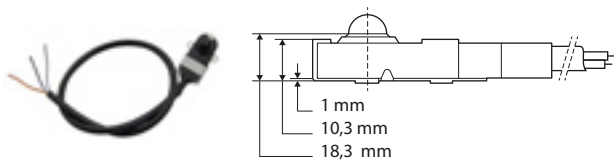
REF	Amp	Info
<a href="#">111TP4658</a>	1 A	DIN 72584 – 19 x 20 mm
<a href="#">111TP4659</a>	2 A	DIN 72584 – 19 x 20 mm
<a href="#">111TP4660</a>	3 A	DIN 72584 – 19 x 20 mm
<a href="#">111TP4661</a>	4 A	DIN 72584 – 19 x 20 mm
<a href="#">111TP4662</a>	5 A	DIN 72584 – 19 x 20 mm
<a href="#">111TP4663</a>	7,5 A	DIN 72584 – 19 x 20 mm
<a href="#">111TP4664</a>	10 A	DIN 72584 – 19 x 20 mm
<a href="#">111TP4665</a>	15 A	DIN 72584 – 19 x 20 mm
<a href="#">111TP4666</a>	20 A	DIN 72584 – 19 x 20 mm
<a href="#">111TP4667</a>	25 A	DIN 72584 – 19 x 20 mm
<a href="#">111TP4668</a>	30 A	DIN 72584 – 19 x 20 mm
<a href="#">111TP4669</a>	35 A	DIN 72584 – 19 x 20 mm
<a href="#">111TP4670</a>	40 A	DIN 72584 – 19 x 20 mm



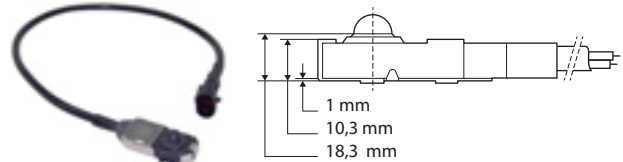
REF	Amp	Info	REF	Amp	Info
<a href="#">111TP4671</a>	25 A	DIN 72584	<a href="#">111TP4682</a>	30 A	DIN 72584
<a href="#">111TP4672</a>	30 A	DIN 72584	<a href="#">111TP4683</a>	40 A	DIN 72584
<a href="#">111TP4673</a>	40 A	DIN 72584	<a href="#">111TP4684</a>	50 A	DIN 72584
<a href="#">111TP4674</a>	50 A	DIN 72584	<a href="#">111TP4685</a>	60 A	DIN 72584
<a href="#">111TP4675</a>	60 A	DIN 72584	<a href="#">111TP4686</a>	80 A	DIN 72584
<a href="#">111TP4676</a>	80 A	DIN 72584	<a href="#">111TP4687</a>	100 A	DIN 72584
<a href="#">111TP4677</a>	100 A	DIN 72584	<a href="#">111TP4688</a>	125 A	DIN 72584
<a href="#">111TP4678</a>	125 A	DIN 72584	<a href="#">111TP4689</a>	150 A	DIN 72584
<a href="#">111TP4679</a>	150 A	DIN 72584			
<a href="#">111TP4680</a>	200 A	DIN 72584			
<a href="#">111TP4681</a>	250 A	DIN 72584			

## FOOT CONTROL MICRO SWITCHES

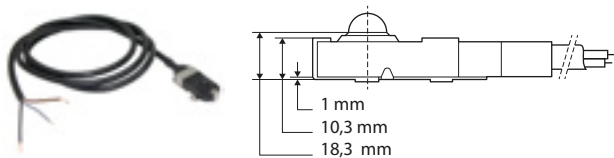
MICRORUPTEURS À COMMANDE AU PIED – FUSSSCHALTER MIKROSCHALTER



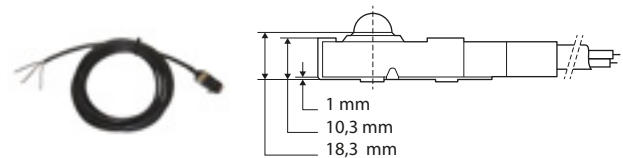
REF	Length	Cable Ø	Info
<a href="#"><u>111TP4649</u></a>	500 mm	7,6 mm	Silver contacts – IP66



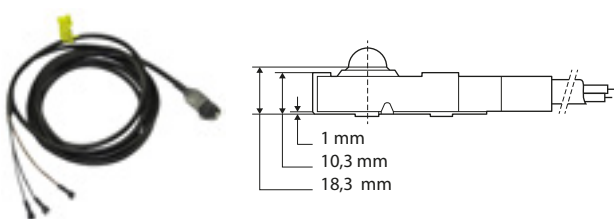
REF	Length	Cable Ø	Info
<a href="#"><u>111TP4650</u></a>	500 mm	7,6 mm	Silver contacts – IP66



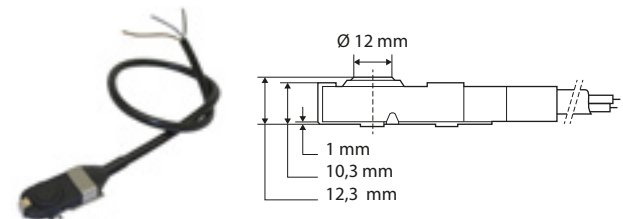
REF	Length	Cable Ø	Info
<a href="#"><u>111TP4651</u></a>	1500 mm	7,6 mm	Silver contacts – IP66



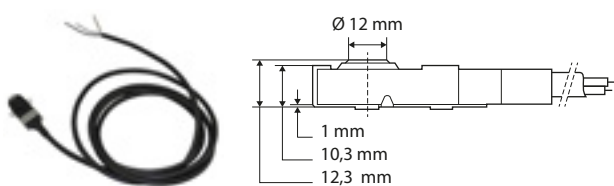
REF	Length	Cable Ø	Info
<a href="#"><u>111TP4653</u></a>	3500 mm	7,6 mm	Silver contacts – IP66



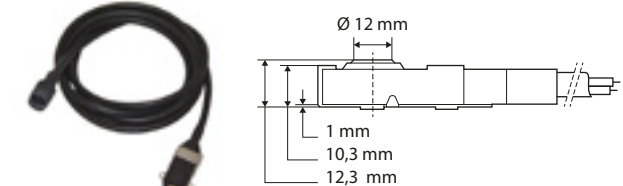
REF	Length	Cable Ø	Info
<a href="#"><u>111TP4654</u></a>	3500 mm	7,6 mm	Silver contacts – IP66



REF	Length	Cable Ø	Info
<a href="#"><u>111TP4655</u></a>	500 mm	7,6 mm	Silver contacts – IP66



REF	Length	Cable Ø	Info
<a href="#"><u>111TP4656</u></a>	2100 mm	7,6 mm	Silver contacts – IP66



REF	Length	Cable Ø	Info
<a href="#"><u>111TP4657</u></a>	2100 mm	7,6 mm	Silver contacts – IP66

## SPIRAL CABLES

CĂBLURI SPIRALĂS – SPIRALKABEL



REF	Length	Info
<a href="#"><u>111TP4637</u></a>	2500 mm	5 x 0,75 mm – Ø 15/29 mm

REF	Length	Info
<a href="#"><u>111TP4638</u></a>	2500 mm	7 x 0,75 mm – Ø 15/30 mm



REF	Length	Info
<a href="#"><u>111TP4640</u></a>	3500 mm	4 x 0,75 mm – Ø 14/25 mm
<a href="#"><u>111TP4641</u></a>	3500 mm	5 x 1 mm – Ø 22/35 mm
<a href="#"><u>111TP4642</u></a>	3500 mm	6 x 1 mm – 1 x 1,5 mm
<a href="#"><u>111TP4643</u></a>	3500 mm	7 x 0,75 mm – Ø 18/31 mm
<a href="#"><u>111TP4644</u></a>	4500 mm	5 x 1 mm – Ø 20/37 mm
<a href="#"><u>111TP4645</u></a>	4500 mm	6 x 1 + 1 x 1,5 mm – Ø 20/37 mm

REF	Length	Info
<a href="#"><u>111TP4646</u></a>	3500 mm	6 x 1 + 1 x 2,5 – Ø 40 mm
<a href="#"><u>111TP4647</u></a>	3500 mm	6 x 1 + 1 x 2,5 – Ø 60 mm
<a href="#"><u>111TP4648</u></a>	4500 mm	6 x 1 + 1 x 2,5 – Ø 60 mm

## CONNECTORS & PARTS

CONNECTEURS & ACCESSOIRES – STECKER & ERSATZTEILE



REF	Info
<a href="#"><u>111TP4604</u></a>	220 V

REF	Info
<a href="#"><u>111TP4605</u></a>	220 V – 400 mm



REF	Info
<a href="#"><u>111TP4632</u></a>	CT 432 H

REF	Info
<a href="#"><u>111TP4633</u></a>	4 pole




REF	Info
<a href="#"><u>111TP4635</u></a>	Ø 5,5 mm – L: 7,5 mm

REF	Info
<a href="#"><u>111TP4636</u></a>	Ø 5,5 mm – L: 8 mm

## INDUSTRIAL AC PLUGS 200–250 V AC, 50–60 HZ, IP44


### Female wall plug

REF	Amp	
<a href="#"><u>111TP353</u></a>	16 A	2P + $\perp$
<a href="#"><u>111TP354</u></a>	32 A	
<a href="#"><u>111TP355</u></a>	16 A	3P + $\perp$
<a href="#"><u>111TP356</u></a>	32 A	
<a href="#"><u>111TP357</u></a>	16 A	3P + N + $\perp$
<a href="#"><u>111TP358</u></a>	32 A	




### Female plug

REF	Amp	
<a href="#"><u>111TP359</u></a>	16 A	2P + $\perp$
<a href="#"><u>111TP360</u></a>	32 A	
<a href="#"><u>111TP361</u></a>	16 A	3P + $\perp$
<a href="#"><u>111TP362</u></a>	32 A	
<a href="#"><u>111TP363</u></a>	16 A	3P + N + $\perp$
<a href="#"><u>111TP364</u></a>	32 A	




### Male wall plug

REF	Amp	
<a href="#"><u>111TP365</u></a>	16 A	2P + $\perp$
<a href="#"><u>111TP366</u></a>	32 A	
<a href="#"><u>111TP367</u></a>	16 A	3P + $\perp$
<a href="#"><u>111TP368</u></a>	32 A	
<a href="#"><u>111TP369</u></a>	16 A	3P + N + $\perp$
<a href="#"><u>111TP370</u></a>	32 A	



### Male plug


REF	Amp	
<a href="#"><u>111TP371</u></a>	16 A	2P + $\perp$
<a href="#"><u>111TP372</u></a>	32 A	
<a href="#"><u>111TP373</u></a>	16 A	3P + $\perp$
<a href="#"><u>111TP374</u></a>	32 A	
<a href="#"><u>111TP375</u></a>	16 A	3P + N + $\perp$
<a href="#"><u>111TP376</u></a>	32 A	



## INDUSTRIAL AC PLUGS 380–415 V AC, 50–60 HZ, IP44


### Female wall plug

REF	Amp	
<a href="#"><u>111TP377</u></a>	16 A	3P + $\perp$
<a href="#"><u>111TP378</u></a>	32 A	
<a href="#"><u>111TP379</u></a>	16 A	3P + N + $\perp$
<a href="#"><u>111TP380</u></a>	32 A	




### Female plug

REF	Amp	
<a href="#"><u>111TP381</u></a>	16 A	3P + $\perp$
<a href="#"><u>111TP382</u></a>	32 A	
<a href="#"><u>111TP383</u></a>	16 A	3P + N + $\perp$
<a href="#"><u>111TP384</u></a>	32 A	




### Male wall plug

REF	Amp	
<a href="#"><u>111TP385</u></a>	16 A	3P + $\perp$
<a href="#"><u>111TP386</u></a>	32 A	
<a href="#"><u>111TP387</u></a>	16 A	3P + N + $\perp$
<a href="#"><u>111TP388</u></a>	32 A	



### Male plug

REF	Amp	
<a href="#"><u>111TP389</u></a>	16 A	3P + $\perp$
<a href="#"><u>111TP390</u></a>	32 A	
<a href="#"><u>111TP391</u></a>	16 A	3P + N + $\perp$
<a href="#"><u>111TP392</u></a>	32 A	



Also IP67 available. Contact us for more details.

## CABLE LUGS BOX

REF	Description	Content	Pieces
<a href="#">111TP393</a>	Connector	2 pin	5
<a href="#">111TP394</a>	Connector	3 pin	5
<a href="#">111TP395</a>	Connector	3 pin	5
<a href="#">111TP396</a>	Connector	4 pin	5
<a href="#">111TP397</a>	Connector	4 pin	5
<a href="#">111TP398</a>	Connector	4 pin	5
<a href="#">111TP399</a>	Connector	6 pin	5
<a href="#">111TP400</a>	Connector	8 pin	2
<a href="#">111TP401</a>	Connector	8 pin	2
<a href="#">111TP402</a>	Connector	12 pin	2
<a href="#">111TP403</a>	Connector	12 pin	2
<a href="#">111TP404</a>	Connector		5
<a href="#">111TP405</a>	Connector lock		5
<a href="#">111TP406</a>	Connector lock		5
<a href="#">111TP407</a>	Connector lock		5
<a href="#">111TP408</a>	Connector lock		2
<a href="#">111TP409</a>	Connector lock		5
<a href="#">111TP410</a>	Connector lock		5
<a href="#">111TP411</a>	Connector lock		5
<a href="#">111TP412</a>	Connector lock		5
<a href="#">111TP413</a>	Connector lock		2
<a href="#">111TP414</a>	Connector lock		2
<a href="#">111TP415</a>	Connector lock		5
<a href="#">111TP416</a>	Kit cavity plug		1
<a href="#">111TP417</a>	Pin connector	0,75–1,5 mm <sup>2</sup>	50
<a href="#">111TP418</a>	Pin connector	1,5–2,5 mm <sup>2</sup>	50
<a href="#">111TP419</a>	Sleeve	0,8–1,3 mm <sup>2</sup>	50
<a href="#">111TP420</a>	Sleeve	1,5–2,5 mm <sup>2</sup>	50
<a href="#">111TP421</a>	Extraction tool		1
<a href="#">111TP422</a>	Extractor blue		1
<a href="#">111TP423</a>	Assortment box		1



REF [111TP5085](#)  
Complete box

## CONNECTORS & PARTS

CONNECTEURS & ACCESSOIRES – STECKER & ERSATZTEILE



REF	Info
<a href="#"><u>111TP4622</u></a>	9 pole



REF	Info
<a href="#"><u>111TP4623</u></a>	9 pole



REF	Info
<a href="#"><u>111TP4624</u></a>	6 pole



REF	Info
<a href="#"><u>111TP4625</u></a>	9 pole



REF	Info
<a href="#"><u>111TP4626</u></a>	12 pole



REF	Info
<a href="#"><u>111TP4627</u></a>	12 pole



REF	Info
<a href="#"><u>111TP4628</u></a>	15 pole



REF	Info
<a href="#"><u>111TP4629</u></a>	15 pole



REF	Info
<a href="#"><u>111TP4630</u></a>	0,5–2,1 mm – M



REF	Info
<a href="#"><u>111TP4631</u></a>	0,5–2,1 mm – W



## CONNECTORS & PARTS

CONNECTEURS & ACCESSOIRES – STECKER & ERSATZTEILE



REF	Info
<a href="#"><u>111TP4612</u></a>	3 pole



REF	Info
<a href="#"><u>111TP4613</u></a>	3 pole



REF	Info
<a href="#"><u>111TP4614</u></a>	7 pole – VEHH



REF	Info
<a href="#"><u>111TP4615</u></a>	7 pole – VEHH



REF	Info
<a href="#"><u>111TP4616</u></a>	2 pole



REF	Info
<a href="#"><u>111TP4617</u></a>	2 pole



REF	Info
<a href="#"><u>111TP4618</u></a>	3 pole



REF	Info
<a href="#"><u>111TP4619</u></a>	3 pole



REF	Info
<a href="#"><u>111TP4620</u></a>	4 pole



REF	Info
<a href="#"><u>111TP4621</u></a>	4 pole

## CONNECTORS & PARTS

CONNECTEURS & ACCESSOIRES – STECKER & ERSATZTEILE



REF	Info
<a href="#"><u>111TP4603</u></a>	SB – SBX – SBE



REF	Info
<a href="#"><u>111TP4593</u></a>	70 mm – 350 A – SB350



REF	Info
<a href="#"><u>111TP4594</u></a>	70 mm – 350 A – SB350



REF	Info
<a href="#"><u>111TP4595</u></a>	70 mm – 350 A – SBX350



REF	Info
<a href="#"><u>111TP4596</u></a>	70 mm – 350 A – SBX350



REF	Info
<a href="#"><u>111TP4597</u></a>	70 mm – 350 A – SBX350



REF	Info
<a href="#"><u>111TP4598</u></a>	70 mm – 350 A – SBX350



REF	Info
<a href="#"><u>111TP4599</u></a>	70 mm – 350 A – SBX350



REF	Info
<a href="#"><u>111TP4600</u></a>	70 mm – 350 A – SBX350

## CONNECTORS & PARTS

CONNECTEURS & ACCESSOIRES – STECKER & ERSATZTEILE



REF	Info
<a href="#"><u>111TP4601</u></a>	250 A



REF	Info
<a href="#"><u>111TP4602</u></a>	250 A



REF	Info
<a href="#"><u>111TP4583</u></a>	50 mm – 175 A – SB175



REF	Info
<a href="#"><u>111TP4584</u></a>	50 mm – 175 A – SB175



REF	Info
<a href="#"><u>111TP4585</u></a>	50 mm – 175 A – SB175



REF	Info
<a href="#"><u>111TP4586</u></a>	50 mm – 175 A – SB175



REF	Info
<a href="#"><u>111TP4587</u></a>	50 mm – 175 A – SB175



REF	Info
<a href="#"><u>111TP4588</u></a>	35 mm – 160 A – SB160



REF	Info
<a href="#"><u>111TP4589</u></a>	35 mm – 160 A – SB160



REF	Info
<a href="#"><u>111TP4590</u></a>	35 mm – 160 A – SB160

## CONNECTORS & PARTS

CONNECTEURS & ACCESSOIRES – STECKER & ERSATZTEILE



REF	Info	REF	Info
<a href="#"><u>111TP4591</u></a>	35 mm – 160 A – SB160	<a href="#"><u>111TP4592</u></a>	70 mm – 350 A – SB350

## BATTERY CABLE & STRIPS

CÂBLES DE BATTERIE & BANDES – BATTERIEKABEL & -VERBINDER



REF	Info
<a href="#"><u>111TP4798</u></a>	Ø 16 mm <sup>2</sup> – sold per metre
<a href="#"><u>111TP4799</u></a>	Ø 25 mm <sup>2</sup> – sold per metre
<a href="#"><u>111TP4800</u></a>	Ø 35 mm <sup>2</sup> – sold per metre
<a href="#"><u>111TP4801</u></a>	Ø 50 mm <sup>2</sup> – sold per metre
<a href="#"><u>111TP4802</u></a>	Ø 70 mm <sup>2</sup> – sold per metre

REF	Info
<a href="#"><u>111TP4803</u></a>	Ø 16 mm <sup>2</sup> – sold per metre
<a href="#"><u>111TP4804</u></a>	Ø 25 mm <sup>2</sup> – sold per metre
<a href="#"><u>111TP4805</u></a>	Ø 35 mm <sup>2</sup> – sold per metre
<a href="#"><u>111TP4806</u></a>	Ø 50 mm <sup>2</sup> – sold per metre




REF	Info
<a href="#"><u>111TP4807</u></a>	Ø 35 mm <sup>2</sup> x 110 mm

REF	Info
<a href="#"><u>111TP4808</u></a>	Ø 4,5/6,5 mm – 1,7 x 12,5 x 62 mm



REF	Info
<a href="#"><u>111TP4809</u></a>	Ø 5/6,5 mm – 2,3 x 14 x 69 mm

REF	Info
<a href="#"><u>111TP4810</u></a>	Ø 6/9 mm – 2,5 x 17 x 75 mm



REF	Info
<a href="#"><u>111TP4811</u></a>	Ø 6,3/9 mm – 2 x 15 x 82,5 mm

REF	Info
<a href="#"><u>111TP4812</u></a>	Ø 6,5/8,5 mm – 2,5 x 19 x 59 mm

## CABLE LUGS

COSES À SERTIR – KABELSCHUHE

REF	Info
<a href="#">111TP4813</a>	Ø 5 mm – 16 mm <sup>2</sup>
<a href="#">111TP4814</a>	Ø 6 mm – 16 mm <sup>2</sup>
<a href="#">111TP4815</a>	Ø 6 mm – 25 mm <sup>2</sup>
<a href="#">111TP4816</a>	Ø 8 mm – 16 mm <sup>2</sup>
<a href="#">111TP4817</a>	Ø 8 mm – 25 mm <sup>2</sup>
<a href="#">111TP4818</a>	Ø 10 mm – 16 mm <sup>2</sup>
<a href="#">111TP4819</a>	Ø 10 mm – 25 mm <sup>2</sup>
<a href="#">111TP4820</a>	Ø 10 mm – 35 mm <sup>2</sup>
<a href="#">111TP4821</a>	Ø 10 mm – 50 mm <sup>2</sup>
<a href="#">111TP4822</a>	Ø 10 mm – 70 mm <sup>2</sup>
<a href="#">111TP4823</a>	Ø 12 mm – 35 mm <sup>2</sup>
<a href="#">111TP4824</a>	Ø 12 mm – 50 mm <sup>2</sup>
<a href="#">111TP4825</a>	Ø 14 mm – 50 mm <sup>2</sup>



## CAPS

BOUCHONS – DECKEL



REF	Info
<a href="#">111TP4826</a>	70 x 70 mm
<a href="#">111TP4827</a>	100 x 100 mm
<a href="#">111TP4828</a>	120 x 120 mm
<a href="#">111TP4829</a>	150 x 150 mm
<a href="#">111TP4830</a>	180 x 180 mm

REF	Info
<a href="#">111TP4831</a>	100 x 50 mm
<a href="#">111TP4832</a>	120 x 60 mm
<a href="#">111TP4833</a>	120 x 80 mm

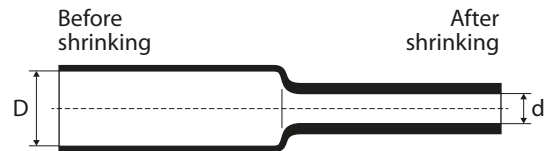


REF	Info
<a href="#">111TP4834</a>	Ø 42 mm
<a href="#">111TP4835</a>	Ø 45 mm
<a href="#">111TP4836</a>	Ø 70 mm
<a href="#">111TP4837</a>	Ø 102 mm

## HEAT-SHRINK SLEEVING 3/1



REF/metre	D	D	d	Colour
<a href="#">111TP331</a>	1,6 mm	1/16"	0,5 mm	Black
<a href="#">111TP332</a>	3,2 mm	1/8"	1 mm	Black
<a href="#">111TP333</a>	6,4 mm	1/4"	2 mm	Transparent
<a href="#">111TP334</a>				Black
<a href="#">111TP335</a>				Red
<a href="#">111TP336</a>				Blue
<a href="#">111TP337</a>	9,5 mm	3/8"	3 mm	Transparent
<a href="#">111TP338</a>				Black
<a href="#">111TP339</a>	12,7 mm	1/2"	4 mm	Red
<a href="#">111TP340</a>				Blue
<a href="#">111TP341</a>				Transparent
<a href="#">111TP342</a>				Black
<a href="#">111TP343</a>				Green
<a href="#">111TP344</a>	19 mm	3/4"	6 mm	Red
<a href="#">111TP345</a>				Blue
<a href="#">111TP346</a>				Black
<a href="#">111TP347</a>				Yellow
<a href="#">111TP348</a>				Green
<a href="#">111TP349</a>				Transparent
<a href="#">111TP350</a>	25,4 mm	1"	8 mm	Black
<a href="#">111TP351</a>				Transparent
<a href="#">111TP352</a>	39 mm	1 1/2"	13 mm	Black



## LIMIT SWITCHES

INTERRUPTEURS DE FIN DE COURSE – ENDSCHALTER



REF	For fuse type
<a href="#">111TP4838</a>	IP65 – 3 A



REF	For fuse type
<a href="#">111TP4839</a>	IP65 – Rol Ø 22 mm – 3 A



REF	For fuse type
<a href="#">111TP4840</a>	IP65 – 3 A



REF	For fuse type
<a href="#">111TP4841</a>	IP65



REF	For fuse type
<a href="#">111TP4842</a>	IP65 – Rol Ø 20 mm – 10 A



REF	For fuse type
<a href="#">111TP4843</a>	IP65



REF	For fuse type
<a href="#">111TP4844</a>	IP65



REF	For fuse type
<a href="#">111TP4845</a>	IP65



## CABLE GLANDS/GROMMETS

PRESSE-ÉTOUPE/RONDELLES ISOLANTES – KABELVERSCHRAUBUNGEN/-DURCHFÜHRUNGEN



REF	Info
<a href="#">111TP4846</a>	PG7
<a href="#">111TP4847</a>	PG9
<a href="#">111TP4848</a>	PG11
<a href="#">111TP4849</a>	PG13.5
<a href="#">111TP4850</a>	PG16
<a href="#">111TP4851</a>	PG21
<a href="#">111TP4852</a>	PG29

REF	Info
<a href="#">111TP4853</a>	M12 x 1,5 mm
<a href="#">111TP4854</a>	M16 x 1,5 mm
<a href="#">111TP4855</a>	M20 x 1,5 mm
<a href="#">111TP4856</a>	M25 x 1,5 mm
<a href="#">111TP4857</a>	M32 x 1,5 mm



REF	Info
<a href="#">111TP4858</a>	PG7
<a href="#">111TP4859</a>	PG9
<a href="#">111TP4860</a>	PG11
<a href="#">111TP4861</a>	PG13.5
<a href="#">111TP4862</a>	PG16

REF	Info
<a href="#">111TP4863</a>	M12 x 1,5 mm
<a href="#">111TP4864</a>	M16 x 1,5 mm
<a href="#">111TP4865</a>	M20 x 1,5 mm
<a href="#">111TP4866</a>	M25 x 1,5 mm



REF	Info
<a href="#">111TP4867</a>	PG7
<a href="#">111TP4868</a>	PG9
<a href="#">111TP4869</a>	PG11
<a href="#">111TP4870</a>	PG13.5
<a href="#">111TP4871</a>	PG16
<a href="#">111TP4872</a>	PG21
<a href="#">111TP4873</a>	PG29

REF	Info
<a href="#">111TP4874</a>	M12 x 1,5 mm
<a href="#">111TP4875</a>	M16 x 1,5 mm
<a href="#">111TP4876</a>	M20 x 1,5 mm
<a href="#">111TP4877</a>	M25 x 1,5 mm
<a href="#">111TP4878</a>	M32 x 1,5 mm

CABLE GLANDS/GROMMETS PRESSE-ÉTOUPE/RONDELLES ISOLANTES – KABELVERSCHRAUBUNGEN/-DURCHFÜHRUNGEN

## CABLE GLANDS/GROMMETS

PRESSE-ÉTOUPE/RONDELLES ISOLANTES – KABELVERSCHRAUBUNGEN/-DURCHFÜHRUNGEN



REF	Info
<a href="#">111TP4879</a>	Ø 12 mm
<a href="#">111TP4880</a>	Ø 18 mm

REF	Info
<a href="#">111TP4881</a>	Ø 21 mm



REF	Info
<a href="#">111TP4882</a>	Ø 8/11 x 1,5 mm
<a href="#">111TP4883</a>	Ø 8/14 x 1,5 mm
<a href="#">111TP4884</a>	Ø 9/11 x 1 mm
<a href="#">111TP4885</a>	Ø 9,5/28 x 2,3 mm
<a href="#">111TP4886</a>	Ø 9,8/12,7 x 2 mm
<a href="#">111TP4887</a>	Ø 10/13 x 1 mm
<a href="#">111TP4888</a>	Ø 10/14 x 1,5 mm
<a href="#">111TP4889</a>	Ø 12/16 x 1,5 mm
<a href="#">111TP4890</a>	Ø 13/18 x 1 mm
<a href="#">111TP4891</a>	Ø 15/20 x 1,5 mm
<a href="#">111TP4892</a>	Ø 15/20 x 2 mm

## HOSE CLAMPS

COLLIERS DE SERRAGE – SCHLAUCHKLEMMEN



REF	Info
<a href="#"><u>111TP4910</u></a>	Ø 10–16 mm – 9 mm
<a href="#"><u>111TP4911</u></a>	Ø 10–19 mm – 9 mm
<a href="#"><u>111TP4912</u></a>	Ø 16–25 mm – 9 mm
<a href="#"><u>111TP4913</u></a>	Ø 20–32 mm – 12 mm
<a href="#"><u>111TP4914</u></a>	Ø 32–44 mm – 12 mm
<a href="#"><u>111TP4915</u></a>	Ø 40–90 mm – 9 mm
<a href="#"><u>111TP4916</u></a>	Ø 44–55 mm – 12 mm
<a href="#"><u>111TP4917</u></a>	Ø 50–70 mm – 9 mm
<a href="#"><u>111TP4918</u></a>	Ø 60–80 mm – 9 mm
<a href="#"><u>111TP4919</u></a>	Ø 60–145 mm – 9 mm
<a href="#"><u>111TP4920</u></a>	Ø 70–90 mm – 9 mm
<a href="#"><u>111TP4921</u></a>	Ø 80–100 mm – 12 mm
<a href="#"><u>111TP4922</u></a>	Ø 90–110 mm – 12 mm
<a href="#"><u>111TP4923</u></a>	Ø 110–130 mm – 9 mm
<a href="#"><u>111TP4924</u></a>	Ø 110–130 mm – 12 mm
<a href="#"><u>111TP4925</u></a>	Ø 130–150 mm – 9 mm
<a href="#"><u>111TP4926</u></a>	Ø 150–170 mm – 9 mm

REF	Info
<a href="#"><u>111TP4927</u></a>	Ø 10 mm – 20 mm
<a href="#"><u>111TP4928</u></a>	Ø 12 mm – 12 mm
<a href="#"><u>111TP4929</u></a>	Ø 15 mm – 15 mm
<a href="#"><u>111TP4930</u></a>	Ø 16 mm – 20 mm
<a href="#"><u>111TP4931</u></a>	Ø 18 mm – 12 mm
<a href="#"><u>111TP4932</u></a>	Ø 18 mm – 15 mm
<a href="#"><u>111TP4933</u></a>	Ø 20 mm – 15 mm
<a href="#"><u>111TP4934</u></a>	Ø 30 mm – 20 mm
<a href="#"><u>111TP4935</u></a>	Ø 40 mm – 20 mm
<a href="#"><u>111TP4936</u></a>	Ø 65 mm – 25 mm



REF	Info
<a href="#"><u>111TP4937</u></a>	Ø 10–16 mm – 8 mm
<a href="#"><u>111TP4938</u></a>	Ø 12–22 mm – 9 mm
<a href="#"><u>111TP4939</u></a>	Ø 25–40 mm – 9 mm
<a href="#"><u>111TP4940</u></a>	Ø 32–50 mm – 12 mm
<a href="#"><u>111TP4941</u></a>	Ø 40–60 mm – 12 mm

## GREASE FITTINGS & CAPS

RACCORDS DE GRAISSAGE & BOUCHONS – SCHMIERNIPPEL & SCHUTZKAPPEN



REF	Info
<a href="#">111TP4959</a>	M6 x 1 mm
<a href="#">111TP4960</a>	M8 x 1 mm
<a href="#">111TP4961</a>	M8 x 1,25 mm
<a href="#">111TP4962</a>	M10 x 1 mm
<a href="#">111TP4963</a>	1/8" BSP-28
<a href="#">111TP4964</a>	1/8" NPT-27
<a href="#">111TP4965</a>	1/4" NPT-18
<a href="#">111TP4966</a>	1/4" UNF
<a href="#">111TP4967</a>	5/16" UNF

REF	Info
<a href="#">111TP4968</a>	M6 x 1 mm
<a href="#">111TP4969</a>	M8 x 1 mm
<a href="#">111TP4970</a>	M8 x 1,25 mm
<a href="#">111TP4971</a>	M10 x 1 mm
<a href="#">111TP4972</a>	1/8" BSP-28
<a href="#">111TP4973</a>	1/8" NPT-27
<a href="#">111TP4974</a>	1/4" BSP-19
<a href="#">111TP4975</a>	1/4" NPT-18
<a href="#">111TP4976</a>	1/4" UNF
<a href="#">111TP4977</a>	3/8" UNF
<a href="#">111TP4978</a>	5/16" UNF



REF	Info
<a href="#">111TP4979</a>	M6 x 1 mm
<a href="#">111TP4980</a>	M8 x 1 mm
<a href="#">111TP4981</a>	M8 x 1,25 mm
<a href="#">111TP4982</a>	M10 x 1 mm
<a href="#">111TP4983</a>	1/8" BSP-28
<a href="#">111TP4984</a>	1/8" NPT-27
<a href="#">111TP4985</a>	1/4" BSP-19
<a href="#">111TP4986</a>	1/4" NPT-18
<a href="#">111TP4987</a>	1/4" UNF
<a href="#">111TP4988</a>	3/8" UNF
<a href="#">111TP4989</a>	5/16" UNF

REF	Fitting assortment
<a href="#">111TP4990</a>	15 x M6 – 10 x M6 – 25 x M6 – 10 x M8 – 10 x M8 – 30 x M8 – 20 x M10

## GREASE FITTINGS & CAPS

RACCORDS DE GRAISSAGE & BOUCHONS – SCHMIERNIPPEL & SCHUTZKAPPEN



REF	Info
<a href="#">111TP4991</a>	

REF	Info
<a href="#">111TP4992</a>	M6



REF	Info
<a href="#">111TP4993</a>	

REF	Info
<a href="#">111TP4994</a>	M6



REF	Info
<a href="#">111TP4995</a>	


REF	Info
<a href="#">111TP4996</a>	M6



REF	Info
<a href="#">111TP5042</a>	

REF	Info
<a href="#">111TP4997</a>	M6

GREASE FITTINGS & CAPS – RACCORDS DE GRAISSAGE & BOUCHONS – SCHMIERNIPPEL & SCHUTZKAPPEN



**15**

# CONSUMABLES & WORKSHOP ACCESSORIES

## LOADING RAMPS FOR VANS




Our loading ramps for vans were developed according to the proven and established design of aluminium loading ramps. They are available with load capacities up to 600 kg, and can be supplied in different lengths (when unfolded).



### Features:

- Easy and light
- Easy to be disassembled
- Ergonomic design
- Can be installed on several vehicles of the same size
- Fully fitted with only two clips



## LOADING RAMPS FOR VANS

REF	Length	Width	Load capacity	REF	Length	Width	Load capacity
<a href="#"><u>111TP5116</u></a>	2000 mm	1000 mm	400 kg	<a href="#"><u>111TP5106</u></a>	2000 mm	800 mm	450 kg
<a href="#"><u>111TP5117</u></a>	2250 mm	1000 mm	400 kg	<a href="#"><u>111TP5107</u></a>	2250 mm	800 mm	450 kg
<a href="#"><u>111TP5118</u></a>	2500 mm	1000 mm	400 kg	<a href="#"><u>111TP5108</u></a>	2500 mm	800 mm	450 kg
<a href="#"><u>111TP5119</u></a>	2700 mm	1000 mm	400 kg	<a href="#"><u>111TP5109</u></a>	2700 mm	800 mm	450 kg
<a href="#"><u>111TP5120</u></a>	3000 mm	1000 mm	400 kg	<a href="#"><u>111TP5110</u></a>	3000 mm	800 mm	450 kg
REF	Length	Width	Load capacity	REF	Length	Width	Load capacity
<a href="#"><u>111TP5111</u></a>	2000 mm	800 mm	600 kg	<a href="#"><u>111TP5121</u></a>	2000 mm	1000 mm	600 kg
<a href="#"><u>111TP5112</u></a>	2250 mm	800 mm	600 kg	<a href="#"><u>111TP5122</u></a>	2250 mm	1000 mm	600 kg
<a href="#"><u>111TP5113</u></a>	2500 mm	800 mm	600 kg	<a href="#"><u>111TP5123</u></a>	2500 mm	1000 mm	600 kg
<a href="#"><u>111TP5114</u></a>	2700 mm	800 mm	600 kg	<a href="#"><u>111TP5124</u></a>	2700 mm	1000 mm	600 kg
<a href="#"><u>111TP5115</u></a>	3000 mm	800 mm	600 kg	<a href="#"><u>111TP5125</u></a>	3000 mm	1000 mm	600 kg

## LOADING RAMP – STEEL




### REF [111TP1163](#)

- Dimensions: 2000 x 1800 x 200 mm
- Capacity: 7500 kg
- Weight: 150 kg
- Ramp with movable lip for driving lift trucks into sea containers
- Chain with hook on both sides to prevent shifting



## FOLDABLE LOADING RAMPS – ALUMINIUM



### REF [111TP700](#)

- Length: 610 mm
- Width (inner dimension): 700 mm
- Width (outer dimension): 735 mm
- Height: 50 mm
- Capacity: 270 kg


REF [111TP701](#) – Length: 910 mm

REF [111TP702](#) – Length: 1220 mm


REF [111TP703](#) – Length: 1520 mm

REF [111TP704](#) – Length: 1830 mm

REF [111TP705](#) – Length: 2130 mm




## LOADING RAMP – ALUMINIUM



### REF [111TP1161](#)

- Length: 1465 mm
- Width: 870 mm
- Capacity: 500 kg

## LOADING RAMP – ALUMINIUM



### REF [111TP1162](#)

- Dimensions: 1000 x 1250 x 120 mm
- Capacity: 1200 kg
- Weight: 35 kg
- Bridge plate of sheet aluminium for loading and unloading vehicles

## TRAFFIC CONES

**REF 111TP112**  
Height: 300 mm

**REF 111TP113**  
Height: 500 mm

**REF 111TP114**  
Height: 700 mm



SAFETY – SÉCURITÉ – SICHERHEIT

## SELF-ADHESIVE ANTISKID

REF	Length	Width
<b>111TP115</b>	204 mm	178 mm
<b>111TP116</b>	1 m	305 mm
<b>111TP117</b>	1 m	610 mm
<b>111TP118</b>	18,3 m	19 mm
<b>111TP119</b>	18,3 m	50 mm
<b>111TP120</b>	18,3 m	100 mm
<b>111TP121</b>	18,3 m	150 mm
<b>111TP122</b>	18,3 m	200 mm
<b>111TP123</b>	18,3 m	300 mm
<b>111TP124</b>	18,3 m	610 mm
<b>111TP125</b>	18,3 m	1220 mm




## SELF-ADHESIVE ANTISKID

**Black/yellow**

**REF 111TP126**  
• Width: 25 mm  
• Length: 18,3 m

**REF 111TP127**  
• Width: 50 mm  
• Length: 18,3 m

**REF 111TP128**  
• Width: 100 mm  
• Length: 18,3 m



## FLUORESCENT SELF-ADHESIVE ANTISKID TAPE

**REF 111TP129**  
• Width: 100 mm  
• Length: 18,3 m



## ANTISKID MAT

**REF 111TP130**  
• Width: 55 mm  
• Length: 290 mm



## ANTISKID SPRAY

**REF 111TP131**

- Transparent antiskid spray
- Can be applied quickly
- Suitable for in- and outdoor applications
- Can be applied to metal, glass fibre plate, marble and many other bases
- Suitable for pedestrian traffic
- Coverage: 1,5–2,5 m<sup>2</sup> per 400 ml spray can



## FIRE EXTINGUISHERS

Powder extinguisher supplied with wall-mounting bracket!

Only approved for Belgium!



**REF 111TP132**

1 kg

- Furnace class
- In function of the furnace, we use one or more designated fire extinguishers. The following badges that are located on the fire extinguishers denote the class it is suitable for.



**Class A: wood, paper, textile, carton. These are fires with brand formation, also called 'dry fires'.**

- Use fire extinguisher:
  - with universal ABC powder



**Class B: liquid fires (alcohol, oil, grease, paint, hydrocarburates)**

- Use fire extinguisher:
  - with universal ABC powder



**Class C: gas fires (gas, methane, butane, propane ...)**

- Use fire extinguisher:
  - with universal ABC powder



## PADLOCKS TITALIUM

- Body in massive TITALIUM
- Shackle in hardened steel, hard to cut through
- With NANO protect technology
- 5-pin precision cylinder
- Good alternative for brass padlocks

REF	Description	Protection level
<u>111TP135</u>	65/25	3
<u>111TP136</u>	65/30	4
<u>111TP137</u>	65/35	4
<u>111TP138</u>	65/40	5
<u>111TP139</u>	65/45	5
<u>111TP140</u>	65/50	6
<u>111TP141</u>	65/60	6



## SAFETY TRESTLE

### REF 111TP143

- Min/max height: 1080/1300 mm
- Load capacity: 15 tonne
- Width: 550 mm
- Length: 1200 mm
- Weight: 72 kg
- Foldaway wheels, for easier movement
- Supporting beam made of durable oak
- 5 preset heights
- Weight is spread over the supporting beam
- Put the trestle under the trailer to prevent it from tipping



## SAFETY JACK

### REF 111TP144

- Min/max height: 1070/1350 mm
- Load capacity: 22,7 tonne
- Screw mechanism with removable handle
- With wheels for easy movement
- Put a jack under the trailer to prevent it from tipping



## WHEEL CHOCK

### REF 111TP142

- Capacity: 6,5 tonne
- Length: 490 mm
- Height: 235 mm
- Width: 200 mm
- DIN 76051 homologated
- With bild in handle




## WHEEL CHOCK – STEEL

REF 111TP145 – With handle on right-hand side

REF 111TP146 – With handle on left-hand side

- Length: 300 mm
- Height: 200 mm
- Width: 178 mm
- Weight: 3,15 kg



## SPECTACLES

- REF [111TP147](#) – Grey  
 REF [111TP148](#) – Clear  
 REF [111TP149](#) – Silver

### Features & benefits:

- Smart style & stylish sunglass, lightweight design
- Spring temples:
  - a superior feature found in RX frames or sunglass spectacles
  - flexible temples to fit your ears
  - soft nose bridge to prevent slippage and to fit your nose
- Looks great when worn, thus encouraging use

### Shade lens colour:

- Grey: sunlight
- Clear: indoor
- Silver: indoor & outdoor

**Lens coating:** fog-ban/anti-scratch

### Product use:

- General use and protection against impact (45 m/s)
- Well suited for applications such as utilities, light & heavy manufacturing, bio tech, ship building, construction and automotive manufacturing

### Standard:

- Cat I
- EN 166



**Honeywell**

## SPECTACLES

REF [111TP150](#)

### Features & benefits:

- Extra coverage, comfort and control
- Adjustable temples, flexible nosepiece
- It protects the eye from top to bottom without any gaps. It fits a variety of faces, including men & women and feels like made-to-order. It guarantees a perfect fit.

### Product use:

- General use and protection against impact (45 m/s)
- Mechanical work (grinding, turning, milling)

### Standard:

- EN 166
- EN 170

REF [111TP5067](#)

Insert for spectacles: a product that allows prescription glass users to enjoy the benefits of extra comfort and protection when compared with traditional solutions



**Honeywell**

## EARMUFFS

### REF 111TP151

#### Applications:

- Improves worker safety by blocking noise while voice and signal frequencies can be heard more naturally
- Provide uniform attenuation that blocks low frequency noise but enhances perception of higher voice and warning signal frequencies without distortion
- Provides uniform attenuation that blocks low frequency noise but enhances perception of higher voice and warning signal frequencies without distortion

#### Standard:

- SNR 25 dB
- Cat II
- EN 352-1:2002
- EN 13819-1:2003
- EN 13819-2:2003



## DISPOSABLE MASK

### REF 111TP152

#### Features & benefits:

- Rigid shell: shape maintained even in moistened and heavy loading environments
- Soft nose seal with absorption properties and a tight sealing film for a better comfort and fit
- Preformed and coloured nosebridge to save time to perfectly adjust the mask and to instantly identify its protection level
- Large internal volume to easily communicate and breathe
- Shielded exhalation valve with an exclusive design for an improved protection and a better breathing comfort

#### EC category PPE:

Cat III

#### Protection class:

FFP2

#### Standard:

EN 149:2001

#### Mask type:

Moulded cup

#### Valve:

Yes



**Honeywell**

## HALF MASK WITH COMBINED FILTERS

### REF 111TP153

#### Features & benefits:

Single and limited use respirator with dual cartridge system.

- Maintenance-free, easy to use, safe and hygienic
- Disposed of when filters are saturated: user-friendly – no maintenance
- Areas of application:
  - Laboratories, pharmaceutical industry
  - Exposure to aerosols containing bacteria or viruses, handling powders, clean rooms
  - Mechanical industry, automotive industry
  - Painting, protection against dust in workshops
- Universal size
- White



#### Filter type:

- FFA2P2

#### Standard:

- EN 405

**Honeywell**

## WORKING GLOVES

### REF 111TP154

- Yellow pig leather glove, premium quality palm patched
- Pig grain leather
- 70 mm washable polyurethane safety cap
- Knuckle patch + wrist patch
- Elastic cotton back
- Suitable for transportation, logistics, drivers ...
- TU (10)



#### Standard:

- Cat I
- EN 388:3.1.2.3.

CE

## WINTER GLOVES

### REF 111TP155

- Cat I
- Winter working gloves with fur lining
- Suitable for construction
- TU (11)



CE

## PERFECT FIT GLOVES CUTTING BLACK

- REF [111TP156](#) – Size: 7  
 REF [111TP157](#) – Size: 8  
 REF [111TP158](#) – Size: 9  
 REF [111TP159](#) – Size: 10

**Recommendations:**

Handling sharp parts in a dry or slightly greasy environment

**Applications:**

- Assembly and mounting (automotive sub-contracting)
- Handling of steel rods and sheet metal
- Treatment of paper and cardboard (using cutters)
- Deburring operations in the plastics industry

**Advantages:**

- Resistance to cuts whilst offering exceptional dexterity and grip
- The fresh touch of Dyneema® provides a feeling of comfort
- Certified "silicone-free" to allow for use in paintwork environment

**Standard:**

- Cat II
- EN 420
- EN 388:4342



**Honeywell**

## GLOVES

- REF [111TP160](#) – Size: 7  
 REF [111TP161](#) – Size: 8  
 REF [111TP162](#) – Size: 9  
 REF [111TP163](#) – Size: 10

**Recommendations:**

High-performance **chemical protection** (oils, detergents, certain solvents)

**Applications:**

- Degreasing of metals (solvents) in the automotive and aeronautic industry
- Machining of parts in the presence of cutting oils
- Manufacturing and application of paints and varnishes
- Cleaning of printing rolls

**Advantages:**

The nitrile formulation was chosen for its mechanical resistance, its flexibility, and its resistance to a great number of chemical products

**Standard:**

- Cat III
- EN 420
- EN 388:4101
- EN 374-3:JKL



**Honeywell**



## DISPOSABLE OVERALLS

REF [111TP164](#) – M

REF [111TP165](#) – L

REF [111TP166](#) – XL

REF [111TP167](#) – XXL

Breathable single use protective clothing designed to protect against particles contamination and chemical splashes

### Feature:

- Antistatic and radioactive particles certified
- Silicone- & latex-free

### Benefit:

Excellent ergonomics and fitting: a 3 piece hood, a special crotch design, an outside flap and a dual slider zipper

### Ergonomics & comfort:

- Lightweight for even greater comfort
- Excellent breathability – as comfortable as a T-shirt
- Elasticated wrists and ankles
- 3 piece elasticated hood: for a better fit
- Tear-resistant crotch design
- Dual slider zip
- Antistatic

### Applications:

- Industry
- Building and construction
- Chemical industries
- Energy or electricity
- General industry
- Industrial cleaning
- Logistics
- Maintenance
- Petro-chemical
- Services
- Utilities
- Water treatment

### Product use:

- Mechanical works
- Maintenance on site
- Industrial cleaning

### Life cycle:

To be discarded after use

### Limitation of use:

- The user must wear this garment in association with other equipments (shoes, gloves, glasses, masks ...)
- Do not use the overall: when the closing system is faulty, the seams open or any other defects which appear

### Standard:

- Cat III
- EN 1073-2
- EN 1149-5
- EN 13034
- EN 13982-1
- EN 340



**Honeywell**

## SUEDE ANKLE SHOE, WITH CORDURA INSETS (EN 20345 S3 SRC) – 7255NA

REF	EU	UK	USA	J
<a href="#">111TP168</a>	38	5	6	24
<a href="#">111TP169</a>	39	6	7	24.5
<a href="#">111TP170</a>	40	6.5	7.5	25.5
<a href="#">111TP171</a>	41	7	8.5	26.5
<a href="#">111TP172</a>	42	8	9	27
<a href="#">111TP173</a>	43	9	10	28
<a href="#">111TP174</a>	44	10	10.5	28.5
<a href="#">111TP175</a>	45	10.5	11.5	29.5
<a href="#">111TP176</a>	46	11	12	30
<a href="#">111TP177</a>	47	12	13	31

- 3D Fresh lining
- Polymer toecap, 200 joules
- Composite fibre penetration-proof insole
- Polyurethane outsole
- Antistatic, fungicidal
- Waterproof



**Beta**  
Beta Utensil S.p.A. Authorized Dealer

## SUEDE ANKLE SHOE, WITH CORDURA INSETS (EN 20345 S3 SRC) – 7254NA

REF	EU	UK	USA	J
<a href="#">111TP178</a>	38	5	6	24
<a href="#">111TP179</a>	39	6	7	24.5
<a href="#">111TP180</a>	40	6.5	7.5	25.5
<a href="#">111TP181</a>	41	7	8.5	26.5
<a href="#">111TP182</a>	42	8	9	27
<a href="#">111TP183</a>	43	9	10	28
<a href="#">111TP184</a>	44	10	10.5	28.5
<a href="#">111TP185</a>	45	10.5	11.5	29.5
<a href="#">111TP186</a>	46	11	12	30
<a href="#">111TP187</a>	47	12	13	31

- 3D Fresh lining
- Polymer toecap, 200 joules
- Composite fibre penetration-proof insole
- Polyurethane outsole
- Antistatic, fungicidal
- Waterproof



**Beta**  
Beta Utensil S.p.A. Authorized Dealer

## SAFETY JOGGER X2020P

REF	EU	UK	USA	J
<a href="#">111TP188</a>	38	5	6	24
<a href="#">111TP189</a>	39	6	7	24.5
<a href="#">111TP190</a>	40	6.5	7.5	25.5
<a href="#">111TP191</a>	41	7	8.5	26.5
<a href="#">111TP192</a>	42	8	9	27
<a href="#">111TP193</a>	43	9	10	28
<a href="#">111TP194</a>	44	10	10.5	28.5
<a href="#">111TP195</a>	45	10.5	11.5	29.5
<a href="#">111TP196</a>	46	11	12	30
<a href="#">111TP197</a>	47	12	13	31

- **Economic line!**
- Sole: dual density PU
- Toecap: composite
- Midsole: puncture resistant SJ FLEX
- Sizes: 38–47
- Category: S3/SRC
- Lining: cambrella
- Insole: premoulded



**SAFETY JOGGER**  
➤ PATRICK

## SAFETY JOGGER X2000

REF	EU	UK	USA	J
<a href="#">111TP198</a>	38	5	6	24
<a href="#">111TP199</a>	39	6	7	24.5
<a href="#">111TP200</a>	40	6.5	7.5	25.5
<a href="#">111TP201</a>	41	7	8.5	26.5
<a href="#">111TP202</a>	42	8	9	27
<a href="#">111TP203</a>	43	9	10	28
<a href="#">111TP204</a>	44	10	10.5	28.5
<a href="#">111TP205</a>	45	10.5	11.5	29.5
<a href="#">111TP206</a>	46	11	12	30
<a href="#">111TP207</a>	47	12	13	31

- **Economic line!**
- Sole: dual density PU
- Toecap: composite
- Midsole: puncture resistant SJ FLEX
- Sizes: 38–47
- Category: S3/SRC
- Lining: cambrella
- Insole: premoulded



**SAFETY JOGGER**  
➤ PATRICK

## FIRST-AID KIT EURO

### REF 111TP208

Small first-aid kit which is useful for cars, trekking, camping, boy scout, ...

#### Contents:

- 1 triangular bandage TNT 96 x 96 x 136 cm
- 2 adhesive plasters 10 x 6 cm
- 1 pair of scissors 10 cm
- 1 plastic tweezers
- 1 cotton wool pack 20 g
- 1 pack of 10 assorted adhesive plasters
- 2 gauze bandages 7 cm
- 1 adhesive plaster roll 5 x 2,5 cm
- 1 pair of gloves
- 2 packs of sterile TNT pads 1 x 1 cm
- 1 PIC
- 3 packs of 8 ass sachets soap/ disinfectant/ammonium
- 1 instant ice pack
- Guidance leaflet 5 languages



## EYE CARE AND SPLINTER REMOVAL KIT

### REF 111TP209

#### Contents:

- 1 magnifying glass
- 1 eyewash bottle with sterile solution (500 ml)
- 1 magnetic stick
- 5 sterile eye pads with conforming bandage loop
- 1 metal tweezers, 12 cm long
- 1 plaster 100 x 6 cm
- 1 pair of metal scissors, 10 cm long, with plastic handles
- 3 packets of disposable paper wipes



## HIGH-VISIBILITY RAIN JACKETS

- 100% waterproof
- Windproof
- Highly breathable
- Water-repellent outer fabric
- Moisture-attracting coating on the inside
- Very comfortable
- Supple
- Very light
- Taped seams

- Type: Monoray
- Outside:
  - Fixed hood in collar
  - Zip closure under flap with press studs
  - 2 patched pockets
  - Round inset sleeves
  - Sleeve narrowing by press studs
  - Underarm ventilation
  - Back length: 850 mm
- Inside: fixed lining: mesh in body and polyamide in sleeves
- Fabric: SIOPOR® Regular: 100% polyester fabric (plain weave), with 100% PU coating;  $\pm 155 \text{ g/m}^2$
- Colour: FY1 high-visibility yellow



**SIOPOR®**  
REGULAR

**SIOPEN**

REF	Sizes
<a href="#"><u>111TP210</u></a>	S
<a href="#"><u>111TP211</u></a>	M
<a href="#"><u>111TP212</u></a>	L
<a href="#"><u>111TP213</u></a>	XL
<a href="#"><u>111TP214</u></a>	XXL
<a href="#"><u>111TP215</u></a>	XXXL

## HIGH-VISIBILITY RAIN TROUSERS

- 100% waterproof
- Windproof
- Highly breathable
- Water-repellent outer fabric
- Moisture-attracting coating on the inside
- Very comfortable
- Supple and very light
- Taped seams

- Type: Bitoray
- Outside:
  - Legs adjustable by press studs
  - Elastic waist
- Inside: Fixed lining: polyamide
- Fabric: SIOPOR® Regular: 100% polyester fabric (plain weave) with 100% PU coating;  $\pm 155 \text{ g/m}^2$
- Colour: FY1 high-visibility yellow



**SIOPOR®**  
REGULAR

**SIOPEN**

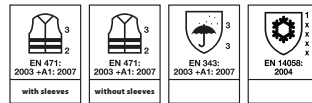
REF	Sizes
<a href="#"><u>111TP216</u></a>	S
<a href="#"><u>111TP217</u></a>	M
<a href="#"><u>111TP218</u></a>	L
<a href="#"><u>111TP219</u></a>	XL
<a href="#"><u>111TP220</u></a>	XXL
<a href="#"><u>111TP221</u></a>	XXXL

## HIGH-VISIBILITY BOMBER JACKETS WITH DETACHABLE SLEEVES

- REF [111TP222](#) – L
- REF [111TP223](#) – XL
- REF [111TP224](#) – XXL
- REF [111TP225](#) – XXXL

- 100% waterproof
- Windproof
- Highly breathable
- Water-repellent outer fabric
- Moisture-attracting on the inside
- Very comfortable
- Very light
- Taped seams
- Can be zipped into different jackets

- Type: Malbro
- Outside:
  - Straight collar
  - Zip closure under flap with touch & close fastening
  - 2 inset pockets
  - Detachable sleeves
  - Knitted wind cuffs in sleeves
  - Back length: 760 mm
- Inside:
  - Fixed quilted lining
  - 1 inside pocket
  - Zipper in back lining for placing logos
- Fabric: SIOPOR®: ultra: 100% polyester fabric with 100% PU coating; ± 195 g/m<sup>2</sup>
- Colour: 062 high-visibility orange/navy blue



**SI**CEN

## SAFETY JACKETS

- REF [111TP226](#) – Uni-size, yellow
  - REF [111TP227](#) – Uni-size, orange
  - REF [111TP228](#) – M, yellow
  - REF [111TP229](#) – L, yellow
  - REF [111TP230](#) – XL, yellow
  - REF [111TP231](#) – XXL, yellow
  - REF [111TP232](#) – XXXL, yellow
- EN 471

CE



## WIDE-SLEEVE FLUORESCENT JACKETS

- REF [111TP233](#) – S/M
  - REF [111TP234](#) – L/XL
  - REF [111TP235](#) – XXL/XXXL
- Perfect to wear over your coat



## HYDRAULIC OIL

**REF 111TP5058** – VG22

**REF 111TP5059** – VG10

Specially developed for use in various hydraulic systems. This oil reduces pump wear to a minimum, which results in an extra long life span. Extremely suitable for the lubrication of vacuum pumps, textile machines and medium-duty gear transmissions. Has a good cleansing capacity and is extremely stable under thermal and oxidative load.

Offers a good protection against wear, corrosion (copper and steel) and the formation of rust. Furthermore the balanced additive offers a good protection against foaming and ageing, and provides the oil with good water-repellent characteristics. Any presence of small amounts of water will hardly influence the good filtration qualities

### Specifications:

- HLP DIN 51524 part 2 (HLP)
- Vickers I-286-S, M-2950-S
- AFNOR NF E 48603 (HM)
- ISO 6743/4 L-HM (in conformity with ISO 6743/4)
- VDMA 24318
- Thyssen TH-N-256132
- US Steel 126/127
- 5 l



## MULTIPURPOSE EXTREME-PRESSURE LITHIUM/CALCIUM GREASE – NLGI 2

**REF 111TP236** – 400 g

**REF 111TP237** – 18 kg

**REF 111TP238** – 50 kg

### Product description:

- A multipurpose extreme-pressure grease, formulated for the lubrication of all kinds of industrial applications, operating in wet and dusty and/or dry conditions
- Also suitable as EP multipurpose grease, in "off-road" applications where water is in frequent contact with the grease, e.g. pin-bushings, Crown and Caterpillar wheels on excavators
- Always avoid contamination of the grease by dust and/or dirt when applying. Preferably use a pneumatic pump system or cartridges

### Specifications:

- ISO 6743-9 L-XBDHB 2
- DIN 51 502 KP2K -25

### Advantages:

- Because of its true multipurpose character it may replace a wide range of greases, allowing stock rationalization and simplification of maintenance
- Forms a durable lubrication film, resulting in reduction of maintenance and down-time costs
- Miscible with most other conventional soap greases
- Excellent mechanical stability avoiding ejection or loss of consistency during operation
- Excellent adhesion to metal
- Good thermal stability, leading to high resistance to temperature variations
- This grease does not contain lead, or other heavy metals considered harmful to human health and the environment



## MULTIPURPOSE EXTREME-PRESSURE LITHIUM/CALCIUM GREASE WITH MOS2

REF [111TP239](#) – 400 g

REF [111TP240](#) – 50 kg

### Product description:

- A true multipurpose grease, formulated for lubrication of various shock-loaded or vibrating applications in transport, agriculture and off-road equipment, operating in wet, dusty and/or dry conditions.
- Suitable for boundary lubrication at high pressures and high temperatures. In case of accidental overheating, the presence of MoS<sub>2</sub> will guarantee good lubrication, and avoid any jamming or sticking.
- Always avoid contamination of the grease by dust and/or dirt when applying.
- Preferably use a pneumatic pump system or cartridges.

### Specifications:

- ISO 6743-9 L-XBCEB 2
- DIN 51 502 MPF2K -25

### Advantages:

- This grease forms a durable lubrication film, resulting in reduction of maintenance and down-time costs.
- Miscible with most other conventional soap greases.
- Excellent mechanical stability avoiding ejection or loss of consistency during operation.
- Excellent adhesion to metal.
- Good thermal stability, leading to high resistance to temperature variations.
- It does not contain lead, or other heavy metals considered harmful to human health and the environment.



## BATTERY-POWERED GREASE GUN

REF [111TP241](#)

- Operates with grease up to NLGI grade 2
- Close-fitting plunger suitable for use of both bulk grease and cartridge
- Operating pressure: maximum 400 bar
- Battery quick-charge duration: 1 hour
- Continuous grease supply provided by 18 V electric motor

### Containing:

- 18 V electric motor
- Flexible high-pressure hose: 11 x 1000 mm
- 1 coupler, 4 jaws
- 1 battery charger (230 V)
- 2 batteries NiCd 18 V
- Carrying strap



## INDUSTRIAL GREASE GUN

### REF 111TP242

- Capacity: 500 cc
- M10 x 1
- With 1 high-pressure hose: 11 x 300 mm
- With 1 angled spout, 2 precision machined hydraulic couplers, 4 jaws
- Operates with grease
- Sealing system: o-ring and ball valve prevent grease compressed in the grease gun head from feeding back
- Designed to be utilized under rough conditions with variable stroke system



## SPILL KIT FOR OIL

### REF 111TP243

#### Contents:

- 1 pair of gloves
- 20 absorbing towels: 390 x 500 mm
- 2 absorbing socks: 1200 x 70 mm
- 2 binders
- 2 plastic bags



## JERRYCANS FOR PETROL



### REF 111TP244

- Capacity: 10 l
- In conformity with UN 3H1/Y1.0/150/D...D/BAM7310-PRES
- Plastic petrol jerrycan



### REF 111TP245

- Capacity: 20 l
- In conformity with UN 3H1/Y1.0/150/D...D/BAM7310-PRES
- Plastic petrol jerrycan





## HIGH SPEED CHAIN OIL

**REF 111TP246**

- Water resistant, chain lubricant. A specially formulated blend of high quality mineral and synthetic oils, anti-oxidation and antiwear additives, friction modifiers and tackiness agents. High Speed Chain Oil penetrates deeply into vital chain pin and bushing areas, then sets to form an adhering, long lasting lubricant film. Designed even for highly loaded fast running chains used in corrosive, high power and shock load conditions.
- 500 ml



## 5-56 + PTFE UNIVERSAL OIL SPRAY

**REF 111TP247**

- Multifunctional service fluid for use in the professional mechanic maintenance
- Repulses moisture and prevents electrical failure
- Provides a good protection against corrosion
- Cleans and protects surfaces contaminated by machining or handling
- 500 ml



## PENETRATING OIL

**REF 111TP248**

- Quick acting penetrating and lubricating oil
- Frees metal parts seized by dirt, rust, corrosion or dried-up greasy deposits
- Disperses rust, scale and other oxides
- 500 ml



## 3-36 CORROSION PROTECTION AND LUBRICATION

**REF 111TP249**

- Multi-purpose lubricant prevents rust and corrosion, displaces moisture, penetrates quickly and loosens rusted parts
- Provides temporary corrosion protection, up to six months
- 500 ml



## SILICONE FPS

**REF 111TP250**

- Superior synthetic lubricant and release agent
- Reduces friction in metal and non-metal applications
- Eliminates squeaking
- Excellent separation and release properties
- 500 ml



## DRY LUBE

**REF 111TP251**

- Fast drying, white lubricant, containing PTFE
- Outstanding lubricity and anti-stick or release properties
- Most effective where low speeds and light loads are involved
- 500 ml



## WHITE LITHIUM GREASE

**REF 111TP252**

- EP(extreme pressure)-lithium multi-purpose grease with white solid lubricants and PTFE
- Prevents back-sliding at very low sliding speed and low surface pressure
- 500 ml



## FOOD GREASE FPS

**REF 111TP253**

- Multipurpose grease with long-term lubrication on food processing equipment, where incidental food contact may occur
- Registered NSF H1 for use in the food industry
- This aluminium complex grease has a good thermal stability with an operating temperature till 140 °C and protects against corrosion
- Can be applied on all metal constructions used in the food industry: hinges, valves, chains, gears, joints ...
- 500 ml



## CERAMIC PASTE

### REF 111TP254

- Enables easy disassembly of threaded parts, gaskets and flanges, even after a long time of to high pressure and high temperature
- Protects against burning-in, corrosion and seizing
- Stops and prevents disc brake noise and vibration
- None chlorinated solvents.
- Totally free of lead and chromates
- Excellent water resistance
- Functional over a wide temperature range
- 500 ml



## QUICKLEEN

### REF 111TP255

- Quickly dissolves grease, oil, lubricants, tar and adhesives
- Efficient wash-away of contaminants
- Fast evaporation to minimise downtime
- Ensures rapid turnaround
- Leaves no residue
- Stable, non-staining and non-corrosive to metals
- Safe on most plastics, coatings and rubbers (test prior to use)
- Aerosol is equipped with a 360° (upside-down) spray valve and extension tube for added convenience
- Aerosol is pressurised with non-flammable CO2 propellant, giving an active product content of 97%.
- 500 ml



## CONTACT CLEANER

### REF 111TP256

- Effective precision cleaner for electrical/electronic equipment
- Quickly cleans contacts and components
- Removes flux traces, light oils, finger prints and other contaminants
- 500 ml



## LECTRA CLEAN II

### REF 111TP257

- Electric motor, parts and equipment degreaser
- Removal of heavy soil like grease, oil, dirt and other contaminants
- Its high flashpoint (63 °C) makes it suitable for use on large pieces and improves application safety
- 500 ml



## SP 400

**REF 111TP258**

- Long lasting corrosion protection
- The waxy and protective film resists humidity and severe corrosive atmospheres
- 500 ml



## 2-26 ELECTRO

**REF 111TP259**

- Multi-purpose maintenance for electrical equipment
- Prevents electrical and electronic malfunction caused by water penetration, humidity, condensation or corrosion
- 500 ml



## ECO LEAK FINDER FPS

**REF 111TP260**

- Quick and reliable water based gas leak detector
- Can be used for almost all types of gases
- Contains anti-corrosion agents and stabilizers
- 500 ml



## MINUS 50

**REF 111TP261**

- Coolant for electrical and electronic use
- Not flammable
- Used to cool down parts and components to temperatures below 0 °C to a minimum of -50 °C
- 500 ml



## MULTIFUNCTIONAL SPRAY WD-40

- Loosens and frees stuck, frozen or rusted metal parts
- Protects metal surfaces against corrosion
- Cleans and protects
- Eliminates squeaks
- Displaces moisture and lubricates just about anything
- **REF 111TP265** – Spray (empty)

REF	Content
<b>111TP262</b>	200 ml
<b>111TP263</b>	400 ml
<b>111TP264</b>	450 ml
<b>111TP266</b>	5 l



## MULTIFUNCTIONAL SPRAY WD-40 SMARTSTRAW

**REF 111TP267**

- Loosens and frees stuck, frozen or rusted metal parts
- Protects metal surfaces against corrosion
- Cleans and protects
- Eliminates squeaks
- Displaces moisture and lubricates just about anything
- 500 ml



## WATER PROTECTOR

**REF 111TP268** – Aerosol: 400 ml

**REF 111TP269** – Can: 1 l

Water Protector is an electrotechnical acid-free preserving agent. Eliminates moisture, corrosion and grease; lubricates and protects



## WELD CRACK DETECTION

### REF 111TP270

- Set of 3 sprays
- The control is carried out using 3 products: cleaner, penetrant and developer
- 1 spray: 500 ml

### 1 REF 111TP271

Detector of microcracks and faults. Fast drying cleaner for the removal of all types of contaminants from the area to be inspected, before application of the red penetrant.

### 2 REF 111TP272

Water washable red dye penetrant, visible with natural white light, for the fast, non-destructive testing of welds. Detection of surface faults and cracks by liquid penetrant testing.

### 3 REF 111TP273

A developer must be applied after the removal of the excess of the red penetrant. With this a visual inspection of the surface can be done. The developer is a dispersion of a white powder in a fast evaporating solvent.



1

2

3



## RADIATOR CLEANER

### REF 111TP274

- Dissolves accumulated corrosion and sludge in coolers and cooler circuits
- Protects against corrosion and degradation of aluminium parts
- 200 ml



## RADIATOR SEAL

### REF 111TP275

- Stops leaks in the radiator and cooling system
- Protects against corrosion
- Can be combined with common radiator antifreeze and additives
- 200 ml



## ANTIFREEZE BLUE

- REF [111TP277](#) – 1 l
- REF [111TP278](#) – 5 l
- REF [111TP279](#) – 10 l
- REF [111TP280](#) – 25 l
- REF [111TP281](#) – 200 l

- For cooling circuits of thermal engines
- Based on mono ethylene glycol
- **Concentrated product**
- This antifreeze **must be diluted** to the recommended ratio before use (preferably with deionised water REF 111TP5137)
- 20% antifreeze: protects in temperatures as low as -10 °C
- 30% antifreeze: protects in temperatures as low as -15 °C
- 50% antifreeze: protects in temperatures as low as -36 °C
- Type Classic – G11



**TOTALSOURCE®**

## ANTIFREEZE RED

- REF [111TP282](#) – 1 l
- REF [111TP283](#) – 5 l
- REF [111TP284](#) – 10 l
- REF [111TP285](#) – 25 l
- REF [111TP286](#) – 200 l

- For cooling circuits of thermal engines
- Based on mono ethylene glycol and organic corrosion inhibitors to protect all metals used in a modern engine
- **Concentrated product**
- This antifreeze **must be diluted** to the recommended ratio before use (preferably with deionised water REF 111TP5137)
- 33% antifreeze: protects in temperatures as low as -20 °C
- 40% antifreeze: protects in temperatures as low as -26 °C
- 50% antifreeze: protects in temperatures as low as -37 °C
- 68% antifreeze: protects in temperatures as low as -69 °C
- Type D – G12



**TOTALSOURCE®**

## COOLANT RED

REF [111TP287](#)

- A modern long-life coolant based on monoethyleneglycol and organic corrosion inhibitors to protect all metals used in a modern engine. Is strongly recommended for engines of the latest technology, in which the protection of aluminium at high temperatures is important. This product is usable and provides protection at temperatures as low as -28 °C
- Type D – G12
- 5 l



**TOTALSOURCE®**

## DE-ICER



**REF 111TP288**

- A high-performance de-icer spray, suitable for use on vehicle windscreens. Contains antifreeze to help prevent refreezing
- 500 ml

## SCREENWASH READY FOR USE



**REF 111TP289**

- Antifreeze screenwash ready for use
- Quickly and easily removes street dirt and insects from your windscreen
- It also prevents the windscreen and spray nozzles from freezing up again
- The product is ready for use and does not have to be mixed with water
- It offers protection against freezing, down to -24 °C
- 5 l

**TOTALSOURCE®**

## TOTALSOURCE PREMIUM QUALITY HAND SOAP



**1 REF 111TP290**

- Liquid degreasing hand cleaner
- Skin-friendly: free of solvents and other substances harmful to the skin
- With fine micro-particles of vegetable origin with softening properties
- 3 l

**2 REF 111TP291** – Refill pack 3 l

**3 REF 111TP292** – Wall bracket with elbow lever

**4 REF 111TP293** – Dispenser

Only to be used with the TotalSource Premium Quality hand soap



**TOTALSOURCE**



## HAND CLEANER WIPES

### REF 111TP294

- Fast and easy hand cleaning without water and soap
- Pleasantly scented
- Efficient against heavy greases, lubricants, sludge, fresh paints ...
- Scrubs tools, mechanical parts, whiteboards ...
- 90 orange wipes



REF 111TP5082 – Wall bracket

**TOTAL SOURCE**

## CLEANING TISSUE



### REF 111TP295

- White
- 600 m x 240 mm
- 2 rolls

**TOTAL SOURCE**

### Floor-mounting dispenser



REF 111TP5083  
Rolls excluded

### Wall-mounting dispenser



REF 111TP5084  
Rolls excluded

## LED TORCHES

The new Mini MagLite® LED and MagLite® LED flashlight are crafted after the legendary (Mini) MagLite® flashlight. Its durability and patented features are now available with the new MagLED® Technology. For the mini MagLite® LED you have the super bright 2-cell AA. The MagLite® LED is available in 2 & 3 cell D size.

### The benefits include:

- A powerful projecting beam
- Balanced optics™
- Intelligent energy source management (patent pending)
- Candle Mode (only available for the Mini MagLite® LED)
- Interchangeable Light Sourcing (only available for the MagLite® LED)
- PLUS: all of the quality features professionals and consumers expect from a MagLite® flashlight:
  - Rugged, machined aluminium construction with knurled design
  - Anodized inside and out for improved corrosion resistance
  - Water- and shock-resistant



#### 1 REF [111TP296](#)

- Mini MagLite® LED
- Number of batteries: 2
- Battery type: AA

#### 2 REF [111TP297](#)

- MagLite® LED
- Number of batteries: 2
- Battery type: D

#### 3 REF [111TP298](#)

- MagLite® LED
- Number of batteries: 3
- Battery type: D

## LED HANDHELD TORCH LIGHT

### REF [111TP299](#)

- Light output: up to 700 lumen
- 12 W high-powered LED
- Rechargeable lithium-ion battery
- Super compact: total length: 200 mm



## LED TORCH – WARNING COMBINATION LIGHT

### REF [111TP300](#)

- LED nominal power: 3 W
- Light output: up to 250 lumen
- Waterproof
- Holder with magnetic base
- Warning, signal, back-up & emergency light
- Super compact: total length 120 mm without/190 mm with emergency cover



## CABLE TIE BASES (WITHOUT CABLE TIE)



- REF 111TP301** – White  
**REF 111TP302** – Black
- Dimensions: 28 x 28 mm
  - Pack quantity: 100 pieces

## CABLE TIES

REF white	REF black	Width	Length	Pack quantity
<a href="#">111TP303</a>	<a href="#">111TP315</a>	2,5 mm	98 mm	100 pieces
<a href="#">111TP304</a>	<a href="#">111TP316</a>	3,6 mm	140 mm	100 pieces
<a href="#">111TP305</a>	<a href="#">111TP317</a>	4,5 mm	160 mm	100 pieces
<a href="#">111TP306</a>	<a href="#">111TP318</a>	4,8 mm	200 mm	100 pieces
<a href="#">111TP307</a>	<a href="#">111TP319</a>	4,8 mm	295 mm	100 pieces
<a href="#">111TP308</a>	<a href="#">111TP320</a>	4,8 mm	370 mm	100 pieces
<a href="#">111TP309</a>	<a href="#">111TP321</a>	4,8 mm	178 mm	100 pieces
<a href="#">111TP310</a>	<a href="#">111TP322</a>	7,8 mm	360 mm	100 pieces
<a href="#">111TP311</a>	<a href="#">111TP323</a>	7,8 mm	540 mm	100 pieces
<a href="#">111TP312</a>	<a href="#">111TP324</a>	12,6 mm	500 mm	50 pieces
<a href="#">111TP313</a>	<a href="#">111TP325</a>	12,6 mm	730 mm	50 pieces
<a href="#">111TP314</a>	<a href="#">111TP326</a>	12,6 mm	1000 mm	50 pieces



- Temperature-resistant: -40 °C up to 80 °C
- Melting point: 250 °C
- Resistant against: oil, petrol, seawater, solvents, mold, diluted light organic acids and alkalines

## CABLE TIE CUTTING TOOL



- REF 111TP327** – 2,5–4,8 mm  
**REF 111TP328** – 4,8–7,6 mm

## INSULATING TAPE



- REF 111TP329**
- Red insulating tape
  - 20 m x 19 mm x 0,15 mm thick

- REF 111TP330**
- Black insulating tape
  - 20 m x 19 mm x 0,15 mm thick

- PVC
- Temperature durability: 90 °C
- Flame retardant


## HAND STAMP NUMBERS

REF	Diameter
<a href="#"><u>111TP433</u></a>	3 mm
<a href="#"><u>111TP434</u></a>	4 mm
<a href="#"><u>111TP435</u></a>	6 mm
<a href="#"><u>111TP436</u></a>	8 mm
<a href="#"><u>111TP437</u></a>	10 mm



## HAND STAMP LETTERS

REF	Diameter
<a href="#"><u>111TP438</u></a>	3 mm
<a href="#"><u>111TP439</u></a>	4 mm
<a href="#"><u>111TP440</u></a>	6 mm
<a href="#"><u>111TP441</u></a>	8 mm
<a href="#"><u>111TP442</u></a>	10 mm



## OIL-TOLERANT RETAINER

### REF 111TP276

- Is designed for the bonding of cylindrical fitting parts, particularly where consistently clean surfaces cannot be assured
- Typical applications include retaining roller bearings or oil impregnated bushings into housings
- 10 ml



**LOCTITE**

## HIGH STRENGTH THREADLOCKER

### REF 111TP443

- High strength, general purpose
- Max thread size: M20
- Service temperature range: -55 to 150 °C
- Strength: high
- Breakaway torque: 33 Nm
- Viscosity: 400–600 mPa.s
- Fixture time: 10 min
- P1 NSF
- 50 ml

**Loctite 270** is designed for the permanent locking and sealing of threaded fasteners. The product cures when confined in the absence of air between close fitting metal surfaces and prevents loosening and leakage from shock and vibration. Is particularly suited for heavy-duty applications such as studs into motor housings, nuts onto studs in pump housings and other fasteners where high strength is required. Provides robust curing performance. It not only works on active metals (e.g. brass, copper) but also on passive substrates such as stainless steel and plated surfaces. The product offers high temperature performance and oil tolerance. It tolerates minor surface contaminations from various oils, such as cutting, lubrication, anti-corrosion and protection fluids.



**LOCTITE**

## THREAD SEALANT

### REF 111TP444

- For metal, general purpose
- Max thread size: M80/R3"
- Service temperature range: -55 to 150 °C
- Disassembly strength: medium
- Breakaway torque: 11 Nm
- Viscosity: 16 000–33 000 mPa.s
- 50 ml

### Loctite 577:

- General purpose sealant for all coarse metal threads
- Suitable for fast applications at low temperatures, e.g. outdoor plant maintenance



**LOCTITE**

## RETAINING COMPOUND

### REF 111TP445

- Medium strength, if disassembly is required
- Service temperature range: -55 to 150 °C
- Viscosity: 400–800 mPa·s
- Tensile shear strength: >6,5 N/mm<sup>2</sup>
- Fixture time: 25 min
- Max diametrical clearance: 0,1 mm
- 50 ml

**Loctite 641** is designed for the bonding of cylindrical fitting parts, particularly where disassembly is required for service operations. The product cures when confined in the absence of air between close fitting metal surfaces and prevents loosening and leakage from shock and vibration. Typical applications include retention of bearings onto shafts and into housings.



**LOCTITE**

## RETAINING COMPOUND

### REF 111TP446

- High strength, general purpose
- Service temperature range: -55 to 150 °C
- Viscosity: 2000–3000 mPa·s
- Tensile shear strength: >25 N/mm<sup>2</sup>
- Fixture time: 4 min
- Max diametrical clearance: 0,25 mm
- P1 NSF
- 50 ml

### Loctite 638:

- Best resistance to dynamic, axial and radial loads
- Ideal for shafts, gears, pulleys and similar cylindrical parts



**LOCTITE**

## INSTANT ADHESIVE

### REF 111TP447

- Gap filling, 2-component, low bloom
- Service temperature range: -40 to 80 °C
- Viscosity: gel
- Substrates:
  - Plastic: suited
  - Rubber: well suited
  - Metal: suited
  - Porous and/or acidic surfaces: well suited
- Fixture time: 90–150 sec
- 10 g

### Loctite 3090:

- For applications with gaps up to 5 mm or excess of adhesive
- For applications where cosmetic aspects and low bloom is required
- For porous substrates such as wood, paper, leather, cork and fabric



**LOCTITE**

## SPILL KIT FOR CHEMICALS

**REF 111TP448**

**Contents:**

- Lockable container with handle and 2 wheels
- 25 absorbing towels: 390 x 500 m
- Absorbing socks: 70 x 1500 mm
- Absorbing socks: 70 x 3000 mm
- 1 pair of safety goggles
- 1 pair of gloves
- 1 dammit seal kit: 500 g
- 1 absorbing cushion: 400 x 520 mm



## HAND TROLLEY

**REF 111TP5052**

Tyres: pneumatic (260 x 85 mm)

**REF 111TP5053**

Tyres: solid (250 x 60 mm)

- Load capacity: 200 kg
- Total height: 1130 mm
- Total width: 540 mm
- Length of the loading platform: 175 mm
- Width of the loading platform: 400 mm
- Own weight: 9 kg



**TOTALSOURCE®**

## HAND TROLLEY

**REF 111TP5054**

Tyres: pneumatic (260 x 85 mm)

**REF 111TP5055**

Tyres: solid (250 x 60 mm)

- Load capacity: 200 kg
- Total height: 1100 mm
- Total width: 480 mm
- Length of the loading platform: 200 mm
- Width of the loading platform: 300 mm
- Own weight: 9 kg



**TOTALSOURCE®**

## HAND TROLLEY

**REF 111TP5056**

Tyres: pneumatic (260 x 85 mm)

**REF 111TP5057**

Tyres: solid (250 x 60 mm)

- Load capacity: 250 kg
- Total height: 1390 mm
- Total width: 500 mm
- Length of the loading platform: 250 mm
- Width of the loading platform: 300 mm
- Own weight: 10 kg



**With stairclimbers**

**TOTALSOURCE®**

## STAIRCLIMBER TROLLEYS – STEEL

**With foldable loading platform**

**REF 111TP5135**

- Tyres: solid (160 x 40 mm)
- Load capacity: 150 kg
- Total height: 1155 mm
- Total width: 610 mm
- Length of the loading platform: 350 mm
- Width of the loading platform: 350 mm
- Own weight: 18 kg





## STAIRCLIMBER TROLLEYS – STEEL

### Heavy-duty version

#### REF 111TP5136

- Tyres: solid (160 x 40 mm)
- Load capacity: 200 kg
- Total height: 1250 mm
- Total width: 480 mm
- Length of the loading platform: 280 mm
- Width of the loading platform: 280 mm
- Own weight: 19 kg



## FOLDABLE PLATFORM TROLLEY

#### REF 111TP453

- Load capacity: 150 kg
- Width: 480 mm
- Length: 740 mm
- Weight: 11 kg
- Height: 810 mm
- Wheels: 100 mm



## FOLDABLE PLATFORM TROLLEY

#### REF 111TP454

- Load capacity: 300 kg
- Width: 870 mm
- Length: 890 mm
- Weight: 21 kg
- Height: 612 mm
- Wheels: 130 mm



## FOLDABLE HAND TROLLEY

#### REF 111TP452

- Load capacity: 100 kg
- Loading surface: 350 x 483 mm
- Tyres: solid
- Overall size (D x W x H): 525 x 500 x 1080 mm
- Foldable size (D x W x H): 80 x 490 x 810 mm
- Weight: 5 kg
- Aluminium



**TOTALSOURCE®**

## SEMI-ELECTRIC HAND PALLET TRUCK – STEEL



**Manual lifting, electric driving**

### REF 111TP5060

- Load capacity: 1500 kg
- Centre of gravity: 575 mm
- Type of pump: Standard
- Minimum height: 85 mm
- Lifting height: 200 mm
- Length of the forks: 1150 mm
- Maximum height (with handle): 1240 mm
- Total length of the hand pallet truck: 1580 mm
- Total width: 560 mm
- Own weight: 140 kg
- Material of the steering wheels: polyurethane
- Material of the fork wheels: tandem/polyurethane



**Climax**

## MANUAL HAND PALLET TRUCKS – STEEL




- Load capacity: 2500 kg
- Type of pump: standard
- Minimum height: 80 mm
- Lifting height: 200 mm
- Maximum height (with handle): 1230 mm
- Total width: 540 mm
- Material of the steering wheels: rubber
- Material of the fork wheels: tandem/polyurethane
- Other wheel versions available on request



**TOTALLIFTER®**

REF	Length of the forks	Total length of the hand pallet truck	Centre of gravity	Own weight
<a href="#">111TP5061</a>	800 mm	1200 mm	400 mm	65 kg
<a href="#">111TP5062</a>	1000 mm	1400 mm	500 mm	70 kg
<a href="#">111TP5063</a>	1150 mm	1550 mm	575 mm	75 kg

## BRAKE PROFILE



**REF 111TP455**

- Rubber
- Dimensions: 350 x 350 x 30 mm



## BRAKE PROFILE



**REF 111TP456**

Welded for more rigidity

## SAFETY CUTTER FOR STRAPS



**REF 111TP457**

- Length: 260 mm
- Width: 38 mm

## PVC STRIPS

REF	Colour	Length	Width	Thickness
<a href="#"><u>111TP458</u></a>	Crystal	50 m	200 mm	2 mm
<a href="#"><u>111TP459</u></a>	Crystal	25 m	300 mm	3 mm
<a href="#"><u>111TP460</u></a>	Crystal	50 m	300 mm	3 mm
<a href="#"><u>111TP461</u></a>	Polar	50 m	200 mm	2 mm
<a href="#"><u>111TP462</u></a>	Polar	50 m	300 mm	3 mm




### Rails



**REF 111TP463**  
Width: 984 mm

**REF 111TP464**  
Width: 1230 mm

### Plates



**REF 111TP465**  
Width: 200 mm

**REF 111TP466**  
Width: 300 mm

#### Partitioning by means of a strip curtain:

- Closing off of passages or hall partitioning
- 50 or 100 mm overlap
- Max height: 5 m, width unlimited
- Easy installation

To be completely assembled by yourself. You can compose your kit yourself by means of below details.

#### Choice of draught strip:

- Transparent: for standard use
- Polar: transparent draught strips specifically designed for use in cooled spaces


#### What is the most common application?

- Passage for personnel and pallet trucks indoor: 300 x 2 mm
- Passage for lift trucks from indoor to outdoor: 300 x 3 mm


#### Simple assembly



#### Punch strip



#### Rivet plate to strip



## 7 PIECE DOUBLE OPEN ENDED WRENCH SET – METRIC



**REF 111TP467**

**Contents:**

7 double open ended wrenches: 6 x 7 – 8 x 9 – 10 x 11 – 12 x 13 – 14 x 15 – 16 x 17 – 18 x 19 mm



## 8 PIECE DOUBLE OPEN ENDED WRENCH SET – INCH



**REF 111TP468**

**Contents:**

8 double open ended wrenches: 1/4" x 5/16" – 5/16" x 3/8" – 7/16" x 1/2" – 9/16" x 5/8" – 11/16" x 3/4" – 13/16" x 7/8" – 15/16" x 1" – 1 1/16" x 1 1/4"



## 9 PIECE COMBINATION WRENCH SET – METRIC



**REF 111TP469**

**Contents:**

9 combination wrenches: 8 – 10 – 11 – 12 – 13 – 14 – 15 – 17 – 19 mm



## OIL FILTER WRENCH



**REF 111TP470**

Capacity: 65–110 mm

## 58 PIECE 1/2" SOCKET AND ACCESSORIES SET – METRIC AND INCH

### REF 111TP471

#### Contents:

- 21 x 12-point metric sockets:  
10 – 11 – 12 – 13 – 14 – 15 – 16 – 17 – 18 – 19 – 20 – 21 –  
22 – 23 – 24 – 25 – 26 – 27 – 28 – 30 – 32 mm
- 18 x 12-point inch sockets:  
3/8" – 7/16" – 1/2" – 9/16" – 19/32" – 5/8" – 1 1/16" – 3/4" –  
25/32" – 13/16" – 7/8" – 15/16" – 31/32" – 1" – 1 1/16" –  
1 1/8" – 1 3/16" – 1 1/4"
- 6 x 12-point Whitworth sockets:  
3/16" – 1/4" – 5/16" – 3/8" – 7/16" – 1/2"
- 2 spark plug sockets: 16 – 20,6 mm
- 1 x 32-teeth ratchet
- 1 screwdriver with hexagon: 19 x 3 mm
- 1 sliding T-handle: 300 mm
- 1 extension with hinge
- 1 grip: 380 mm
- 3 extensions: 75 – 125 – 250 mm
- 1 universal joint
- 1 L-handle
- 1 socket adapter: M3/8" x F1/2"



## 68 PIECE COMBINATION SET – METRIC

### REF 111TP472

#### Contents:

#### 1/4"

- 13 surface drive sockets:  
4 – 4,5 – 5 – 5,5 – 6 – 7 – 8 – 9 – 10 – 11 – 12 – 13 – 14 mm
- 3 slotted bit sockets:  
4 – 5,5 – 7 mm
- 3 Phillips bit sockets:  
PH1 – PH2 – PH3
- 3 Pozidriv bit sockets:  
PZ1 – PZ2 – PZ3
- 7 star bit sockets:  
T8 – T10 – T15 – T20 – T25 – T27 – T30
- 6 hexagon bit sockets:  
3 – 4 – 5 – 6 – 7 – 8 mm
- 1 x 24-teeth ratchet
- 1 spinner: 150 mm
- 1 sliding T-handle
- 2 extensions: 50 – 100 mm
- 1 flexible extension
- 1 universal joint



#### 1/2"

- 15 surface drive sockets:  
10 – 11 – 12 – 13 – 14 – 15 – 16 – 17 – 18 – 19 – 22 – 24 –  
27 – 30 – 32 mm
- 2 spark plug sockets: 16 – 20,6 mm
- 1 x 24-teeth ratchet
- 2 extensions: 125 – 250 mm
- 1 adapter for extension: F3/8" x M1/2"
- 1 universal joint
- 4 hexagon keys:  
1,25 – 1,5 – 2 – 2,5 mm

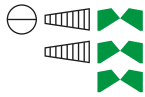


## 3 PIECE PLIERS SET

REF [111TP473](#)

1169BM/D3

Contents:



- Long needle nose pliers: 160 mm
- Combination pliers: 180 mm
- Diagonal cutter: 160 mm



**Beta**  
Beta Utensil S.p.A. Authorized Dealer

## GRIP PLIERS



REF [111TP474](#)

- Gripping jaws: chrome-vanadium electric steel, forged
- Length: 225 mm
- Type: 10WR

**IRWIN**  
VISE-GRIP

## SPRING HOSE CLAMP PLIERS



REF [111TP475](#)

- Pliers grey atramentized, handles with non-slip plastic coating
- Length: 250 mm





**KNIPEX**

## 4 PIECE PRECISION CIRCLIPS PLIERS SET

### REF 111TP476\*

- Attractive sales packaging with Euro standard perforation
- Contains common precision circlips pliers for highest requirements
- Sturdy plastic packaging, also suitable for storage of the pliers
- 4 parts

### Contents:

REF	Description
<a href="#">111TP5086</a>	 Precision circlips pliers, to assemble internal circlips into bores – straight tip, Ø 12–25 mm
<a href="#">111TP5087</a>	 Precision circlips pliers, to assemble internal circlips into bores – straight tip, Ø 19–60 mm
<a href="#">111TP5088</a>	 Precision circlips pliers, to assemble external circlips on shafts – straight tip, Ø 10–25 mm
<a href="#">111TP5089</a>	 Precision circlips pliers, to assemble external circlips on shafts – straight tip, Ø 19–60 mm



## RIVET PLIERS



### REF 111TP477

- Aluminium
- Capacity: Ø 3 to 6,4 mm
- Length: 310 – 830 mm

## RIVET PLIERS



### REF 111TP478

- Capacity: Ø 3 to 6,4 mm
- Length: 500 mm

\*Blister pack



## COMPRESSED AIR HYDRAULIC STAPLE-GUN



### REF 111TP479

Air riveter

- Lightweight, well-balanced and easy to use
- Supplied with interchangeable nozzles, 2,4 – 3,2 – 4 – 4,8 mm long, a safety nail container and a balancing hook
- Traction power: 8000 N
- Stroke length: 14 mm
- Working pressure: 6,2 bar
- Mean air consumption: 1,2 l/cycle
- Internal hose size: Ø 6 mm
- Maximum rivet capacity: Ø 4,8 mm (aluminium)



**Beta**  
Beta Utensil S.p.A. Authorized Dealer

## LEATHERMAN WAVE



### REF 111TP480

The Wave multitool is hands down the most popular Leatherman model, made famous by its outside-accessible blades that can be deployed with just one hand. The Wave has larger knives, stronger pliers, longer wire cutters, and all-locking blades. Perfect for any job, adventure, or everyday task, the Wave multitool is an international best-seller.

#### Contents:

- |   |   |
|---|---|
| <ul style="list-style-type: none"> <li>• Needle-nose pliers</li> <li>• Regular pliers</li> <li>• Hard-wire cutter</li> <li>• Wire cutter</li> <li>• Wire stripper</li> <li>• 420HC knife*</li> <li>• 420HC serrated knife*</li> <li>• Saw</li> <li>• Spring-action scissors</li> <li>• Ruler: 19 cm (8")</li> <li>• Can opener</li> <li>• Bottle opener</li> <li>• Wood/metal file</li> </ul> | <ul style="list-style-type: none"> <li>• Diamond-coated file</li> <li>• Large bit driver</li> <li>• Small bit driver</li> <li>• Medium screwdriver</li> </ul> |
|---|---|

#### Features:

- All locking feature
- Outside accessible features
- One-hand operable features
- Primary blade length: 73,7 mm (2,9")
- Closed length: 100 mm (4")
- Weight: 241 g
- 25 year warranty



**LEATHERMAN**  
Leatherman Tools

\* 420HC contains a higher carbon content than 420 stainless. The HC stands for "high carbon". 420HC can be brought to a higher hardness than 420 and is therefore not the same as 420.

## 6 PIECE SLOTTED AND PHILLIPS ANTISLIP BI-COMPONENT HANDLE SCREWDRIVER SET

### REF 111TP481

#### Contents:

- 3 slotted screwdrivers:  
5,5 x 100 – 6,5 x 125 – 8 x 150 mm
- 3 Phillips screwdrivers:  
PH1 x 80 – PH2 x 100 – PH3 x 150 mm




**WITTE**  
WERKZEUGE

## 7 PIECE INSULATED SLOTTED AND PHILLIPS SCREWDRIVER SET

REF **111TP482**

**Contents:**

- 4 slotted screwdrivers:  
3 x 100 – 4 x 100 – 5,5 x 125 – 6,5 x 150 mm
- ⊕ 2 Phillips screwdrivers:  
PH1 x 80 – PH2 x 100 mm
- 1 circuit tester: AC 100–500 V



## ENGINEER'S HAMMERS – FIBRE HANDLE

REF	Weight
<a href="#">111TP483</a>	200 g
<a href="#">111TP484</a>	300 g
<a href="#">111TP485</a>	500 g
<a href="#">111TP486</a>	800 g
<a href="#">111TP487</a>	1000 g
<a href="#">111TP488</a>	1500 g



## RIVETING HAMMERS – HICKORY HANDLE

REF	Head size
<a href="#">111TP489</a>	24 mm
<a href="#">111TP490</a>	26 mm
<a href="#">111TP491</a>	28 mm
<a href="#">111TP492</a>	30 mm
<a href="#">111TP493</a>	32 mm
<a href="#">111TP494</a>	36 mm
<a href="#">111TP495</a>	40 mm
<a href="#">111TP496</a>	42 mm
<a href="#">111TP497</a>	50 mm
<a href="#">111TP498</a>	60 mm



## DEAD BLOW HAMMER WITH INTERCHANGEABLE PLASTIC FACES

REF hammer	Head size
<a href="#">111TP499</a>	30 mm
<a href="#">111TP500</a>	35 mm
<a href="#">111TP501</a>	40 mm
<a href="#">111TP502</a>	50 mm

REF spare faces	Head size
<a href="#">111TP503</a>	30 mm
<a href="#">111TP504</a>	35 mm
<a href="#">111TP505</a>	40 mm
<a href="#">111TP506</a>	50 mm



## FOLDAWAY KNIFE



**REF 111TP507**

- Supplied with 5 spare blades
- Length: 160 mm



### Replaceable spares



**REF 111TP5090**

## 9 PIECE LONG HEXAGON BALL HEAD KEY SET – METRIC



**REF 111TP508**

**Contents:**

9 long hexagon ball head keys: 1,5 – 2 – 2,5 – 3 – 4 – 5 – 6 – 8 – 10 mm



## MEASURING TAPES WITH MAGNET

REF	Length
<a href="#">111TP509</a>	2 m
<a href="#">111TP510</a>	3 m
<a href="#">111TP511</a>	5 m
<a href="#">111TP512</a>	10 m



## DIGITAL VERNIER CALIPER



**REF 111TP513**

- Max measuring length: 150 mm
- Reading to 0,01 mm (0,05")
- Length: 225 mm



## TOOLS & TEST EQUIPMENT

OUTILS & ÉQUIPEMENT DE TEST – WERKZEUGE & PRÜFGERÄTE



REF	Info
<a href="#"><u>111TP4893</u></a>	

REF	Info
<a href="#"><u>111TP4894</u></a>	D63 – 0–250 B



REF	Info
<a href="#"><u>111TP4895</u></a>	Batteries included

REF	Info
<a href="#"><u>111TP4896</u></a>	1/3 – DIN 55473-B



REF	Info
<a href="#"><u>111TP4897</u></a>	250 kg
<a href="#"><u>111TP4898</u></a>	500 kg
<a href="#"><u>111TP4899</u></a>	1000 kg
<a href="#"><u>111TP4900</u></a>	1500 kg
<a href="#"><u>111TP4901</u></a>	250 – 500 – 1000 – 1500 kg – set

## DIGITAL MULTIMETER

### REF 111TP514

- AC/DC voltage: 600 V
- AC/DC current: 10 A
- Diode test
- Resistance
- Continuity test
- Temperature: from -20 °C to 760 °C



## FLUKE® 175 – DIGITAL MULTIMETER

### Versatile meters for field service or bench repair

These meters have the features needed to find most electrical, electromechanical and heating and ventilation problems.

They are simple to use and have significant improvements over Fluke's original 70 Series like True RMS, more measurement functions, conformance to the latest safety standards, and a much larger display that is easier to view.

#### Features:

True RMS measurements	AC
Digital display counts, updates 4 times per second	6000
Analog bargraph/33 segments, updates 40 times per second	✓
Auto and manual ranging	✓
Display hold and AutoHOLD®	✓
Min-Max-Average recording mode with Min/Max Alert	✓
Smoothing mode allows filtering of rapidly changing inputs	✓
Audible continuity and diode test	✓
Test lead alert	✓
Unsafe voltage alert warns for voltages above 30 V	✓
Low battery indication	✓
Ergonomic case with integrated holster	✓
Easy battery and fuse exchange without opening the complete case	✓
Selectable sleep mode preserves battery life	✓

#### Specifications:

Functions	Max range	Max resolution	Accuracy
Voltage DC	1000 V	0,1 mV	± (0,15% + 2)
Voltage AC	1000 V	0,1 mV	± (1,0% + 3)
Current DC	10 A	0,01 mA	± (1,0% + 3)
Current AC	10 A	0,01 mA	± (1,5% + 3)
Resistance	50 MΩ	0,1 Ω	± (0,9% + 1)
Capacitance	10 000 μF	1 nF	± (1,2% + 2)
Frequency	100 kHz	0,01 Hz	± (0,1% + 1)
Temperature	-40 °C to 400 °C	0,1 °C	

Accuracies are best accuracies for each function



#### REF 111TP515

#### Fluke® 175

- Battery life: 200 hours typical (alkaline)
- Size (H x W x D): 190 x 85 x 45 mm
- Weight: 0,42 kg
- Warranty: lifetime



On all inputs



#### Included accessories:

Test leads with 4 mm lantern tips and protective cap, installed 9 V battery and user's manual.

#### Recommended accessories:



REF 111TP516  
C90

REF 111TP517  
i1010

REF 111TP518  
TLK220 eur

# FLUKE®

## FLUKE® 365 – DETACHABLE JAW CLAMP METER

### Where rugged meets reliable

The Fluke 365 is a rugged meter perfect for jobs where access to wires is difficult. The 365's thin, small jaw is detachable with a flexible lead, which makes gaining access to wires and viewing the display easier than ever.

#### Features:

200 A AC and DC current measurement with detachable jaw

600 V AC and V DC voltage measurement

Detachable jaw makes accessing wires and viewing the display easier

Built-in flashlight/torch allows for easy illumination and identification of wires

CAT III 600 V

Compact design fits in your hand and can be used while wearing protective equipment

State of the art signal processing allows for use in noisy electrical environments while providing stable readings

Large, easy to read, backlight display automatically sets the correct measurement range so you do not need to change switch positions while taking a measurement

#### Specifications:

Measure AC current	200 A
Measure AC voltage	600 V
Measure continuity	$\leq 30 \Omega$
Measure DC current	200 A
Measure DC voltage	600 V
Measure resistance	6000 $\Omega$
Work in poorly lit areas	Backlight
Measure non-linear loads	True RMS



#### REF 111TP519

##### Fluke® 365

- Size (H x W x D): 225 x 65 x 46 mm
- Weight: 0,275 kg
- Warranty: 3 years



#### Included accessories:

Coated instruction card, safety information sheet, soft carrying case, test leads, 2 AA batteries



#### Recommended accessories:



#### REF 111TP520

TL223-1

# FLUKE®

## SHORT CIRCUIT DETECTOR



### REF 111TP521

- Leaktester for tracing of short circuits in electric circuits
- Can be used on current circuits to max 42 V
- Receiver, transmitter, current tester, set dummy adapters and 9 V batteries included

## TOWING SOCKET TESTER FOR TRAILER



### REF 111TP522

- Checks the function of the lights and the wiring of the trailer
- For 7 pole sockets
- Works on an internal battery

## TOWING SOCKET TESTER FOR VEHICLE



### REF 111TP523

- Checks 12 V sockets against DIN /ISO
- For 7 and 13 pole sockets
- For vehicles with conventional or CAN-bus technology
- Cable: 5 m



## PRESSURE GAUGES

### Digital pressure tester

## Offers you more than a conventional pressure gauge!

#### Digital pressure tester:

- Digital measuring and displaying of pressures
- Accuracy typ. 0,5% FS (full scale)
- Capturing pressure peaks
- Easy operation, robust and reliable
- Battery lifetime cycle 1500 hrs

#### Scope of supply:

Digital pressure gauge with pressure peak display

**REF 111TP524** – -1...30 bar (400 psi)

**REF 111TP525** – 0...300 bar (4000 psi)

**REF 111TP526** – 0...600 bar (9000 psi)

#### Kit

The kit is the ideal tool for every application in service, maintenance and repair of hydraulic systems. Depending on the pressure ranges you can choose between 3 variants.

**REF 111TP527** – Kit 30 bar (400 psi)

**REF 111TP528** – Kit 300 bar (4000 psi)

**REF 111TP529** – Kit 600 bar (9000 psi)

The equipment has a large variety of accessories, and allows you to a quick and reliable functional gauging and troubleshooting.

- 1 equipment case (with 2 compartments)
- 1 digital tester
- 1 adaptor point 7/16 UNF (M16 x 2)
- 1 test point coupler (M16 x 2 – pin lock)
- 1 test point coupler (M16 x 2 – S12)
- 1 test point coupler (M16 x 2 – M16 x 2)
- 1 test point coupler (M16 x 2 – M16 x 5)
- 1 test hose 1500 mm



**Digital  
Min/max  
Function**



### Pressure measuring kit

#### REF 111TP530

This diagnostic service case has all the required components to diagnose the hydraulics on your machine.

#### Contents:

All these items are included in a very durable ABS case

- Test points in various dimensions: M8 – M10 – M12 – M14.  
There are also test points with adaptors included to fit inside your machine
- Test hoses in different lengths: 1 hose with length 1,5 m and 2 hoses with length 1 m
- Hose caps in various dimensions to diagnose your piston pump
- Analog pressure gauges with different ranges: 1 pressure gauge with a 0–600 bar range and 2 pressure gauges with a 0–60 bar range

Other test points, test hoses and pressure gauges are available from stock. Please contact the sales department.



## FLOW INDICATORS AND PORTABLE HYDRAULIC TESTERS

### Mechanical tester: bi-directional flow indicator

**REF [111TP531](#)**

- Low-cost mechanical hydraulic tester that also allows reverse flow
- Measures flow, pressure and temperature
- Housed in an ergonomic rugged case

**Technical overview:**

- Flows up to 200 lpm (54 US gpm)
- Two flow ranges: 120 or 200 lpm
- Pressures up to 420 bar (6000 psi)
- Temperature up to 110 °C (230 °F)



### Pressure flow indicator

**REF [111TP532](#)**

The in-line flow monitor is designed for continuous monitoring or intermittent use for troubleshooting or other hydraulic tasks

**Technical overview:**

- Pressures up to 240 bar (3500 psi)
- Range of porting options



### Digital hydraulic tester

**REF [111TP533](#)**

- A simplified digital hydraulic tester with a single ON/OFF switch
- Measures flow, temperature and pressure in one robust unit

**Technical overview:**

- Flows up to 800 lpm (210 US gpm)
- Pressure up to 480 bar (7000 psi)
- Temperature up to 120 °C (250 °F)



## PVC BRUSH WITH HANDLE

Fig	REF	Length
1	<a href="#">111TP534</a>	400 mm
	<a href="#">111TP535</a>	500 mm
	<a href="#">111TP536</a>	600 mm
<b>Replaceable brushes</b>		
2	<a href="#">111TP537</a>	400 mm
	<a href="#">111TP538</a>	500 mm
	<a href="#">111TP539</a>	600 mm
<b>Handle for brushes</b>		
3	<a href="#">111TP540</a>	1600 mm



## COCO BRUSH WITH HANDLE

Fig	REF	Length
1	<a href="#">111TP541</a>	400 mm
	<a href="#">111TP542</a>	500 mm
	<a href="#">111TP543</a>	500 mm
	<a href="#">111TP544</a>	600 mm
	<a href="#">111TP545</a>	600 mm
<b>Replaceable brushes</b>		
2	<a href="#">111TP5068</a>	400 mm
	<a href="#">111TP5069</a>	500 mm
	<a href="#">111TP5070</a>	500 mm
	<a href="#">111TP5071</a>	600 mm
	<a href="#">111TP5072</a>	600 mm



## COLUMBO BRUSH WITH HANDLE

Fig	REF	Length
1	<a href="#">111TP5091</a>	800 mm
	<a href="#">111TP5092</a>	1000 mm
<b>Replaceable brushes</b>		
2	<a href="#">111TP5073</a>	800 mm
	<a href="#">111TP5074</a>	1000 mm



## 2-ARM UNIVERSAL PULLER



**Glide & FIX**  
TECHNOLOGY

**Quick adjust**  
TECHNOLOGY

**ARMLOCK**  
TECHNOLOGY



Universal 2-jaw puller with quick adjusting jaws

REF				
<a href="#"><u>111TP546</u></a>	90 mm	100 mm	17 mm	1
<a href="#"><u>111TP547</u></a>	120 mm	100 mm	17 mm	1
<a href="#"><u>111TP548</u></a>	160 mm	150 mm	22 mm	1
<a href="#"><u>111TP549</u></a>	200 mm	150 mm	22 mm	1
<a href="#"><u>111TP550</u></a>	250 mm	200 mm	27 mm	1
<a href="#"><u>111TP5075</u></a>	350 mm	200 mm	27 mm	1

HAND TOOLS – OUTILLAGE – HANDWERKZEUGE

## BEARING FITTING TOOL KIT



Bearing fitting tool kit, light, out on field model

REF								
<a href="#"><u>111TP551</u></a>	10–50 mm	26–110 mm	3 pcs	19 – 32 – 50 mm	220 mm	33 pcs	L-box	1

## DIGITAL MMA INVERTER MACHINE 160 A



**REF 111TP552**

- Extra protection for use with generators and against voltage surges up to 400 V (± 15%)
- TIG welding capability when used in conjunction with optional valve, TIG torch kit and gas
- Welding electrodes: 1,6 to 4 mm

**Standard accessories:**

- Plastic case
- Earth cable
- Electrode holder



50/60 Hz	I <sub>2</sub>	1h							EN60974-1 (40 °C)		U <sub>0</sub>	mm <sup>2</sup>	Protected & compatible power generator (± 15%)		Dimensions Weight
		TIG	MMA	∅ 1,6	∅ 2	∅ 2,5	∅ 3,2	∅ 4	∅ 5	IA (60%)			X% (I <sub>2</sub> max)	6 kW	
230 V	16 A	10–160 A	10–160 A	62	50	47	45	23	90 A	19%	72 V	10/25	6 kW	7,5 kVA	120 x 210 x 270 mm 4,6 kg

## MIG/MAG PRO WELDING MACHINE 250 A

**REF 111TP553**

The 4 rolls wire feeder is ideal to drive soft wire and work with steel wire protecting the coating without fouling up the liner

**3 modes:**

- 2 times
- 4 times (to weld extensively without having to hold the trigger)
- Spot welding with adjustable spot diameter

**2 settings:**

- Synergic mode: the microprocessor controller will automatically set the optimum wire speed. This avoids complex set-up and ensures optimum welding parameters
- Manual mode: manual adjustment of wire speed

**Standard accessories:**

- Earth cable
- Removable MIG torch: 4 m – 250 A



50/60 Hz	I <sub>2</sub>	min>max	∅ mm			Electr. control	Original equipment		EN60974-1 (40 °C)		U <sub>0</sub>	Protected & compatible power generator (± 15%)	Dimensions Weight
			GAS	NO GAS	100		200	300	∅	∅			
400 V 230 V	10 A 16 A	35–250 A	0,8–1,2	■	■		0,8/1,0	1,0	180 A	250 A 30%	17,5–36,5 V	10 kVA	500 x 900 x 880 mm 86 kg

## TIG AC/DC HFFV WELDING MACHINE 200 A



### REF 111TP554

- **Extra protection for use with generators and against voltage surges up to 400 V ( $\pm 15\%$ )**
- Memory capability allows you to save up to 5 chosen preset programs

### 3 modes:

- 2 times
- 4 times (to weld extensively without having to hold the trigger)
- 4 times LOG: enables switching between 2 operator preset welding intensities (hot current and cold current)

### 3 TIG processes:

- Normal: pre gas, current, intensity (1 or 2 current settings possible in 4 time log mode), post gas, down slope:
    - specific settings for AC:
      - balance (20/60%) cleaning/penetration
      - frequency to localize the arc with precision (20–200 Hz)
      - manual or automatic
  - Pulse:
    - Easy pulse: the operator sets the average welding intensity. The unit will manage automatically the frequency and the hot and cold current
    - Normal mode: the operator adjusts the hot and cold current and the frequency (0,2–20 Hz)
  - Spot TIG
- Also possible for MMA welding: this product not only has an Anti-sticking system but also offers an adjustable Hot Start and an adjustable Arc Force. Front plug for remote control

### Standard accessories:

- TIG torch
- TIG consumables box
- Earth clamp
- Electrode holder



50/60 Hz	AM	I <sub>2</sub>		EN60974-1 (40 °C)		Frequency	U <sub>0</sub>	mm <sup>2</sup>	Protected & compatible power generator ( $\pm 15\%$ )	Dimensions Weight
		TIG		I <sub>A</sub> (60%)	X% (I <sub>2</sub> max)					
		AC	DC							
110 V 1~	20 A	10–160 A	5–160 A	90 A	30%	20–200 Hz	70 V	35/50	6 kW 7,5 kVA	200 x 390 x 360 mm 19 kg
230 V 1~	13 A	10–200 A	5–160 A	95 A	13%					

## LCD TECHNO 9/13 WELDING HELMET



**REF 111TP5098**

- LCD automatic technology
- Dimensions window: 92 x 42 mm
- Shade: 9/13
- 0,3 ms
- Adjustable sensitivity
- Adjustable delay
- 440 g

**REF 111TP5100**

- Helmet – external window
- Dimensions: 110 x 90 mm
- 5 pieces

**REF 111TP5101**

- Helmet – internal window
- Dimensions: 95,5 x 50,5 mm
- 5 pieces



## GYSMATIC 9/13 WELDING HELMET



**REF 111TP5099**

- Large view
- Protection against grind
- TIG > 2A
- High speed 0,08 ms
- Painting protection
- High sensitivity
- X4 sensors
- LCD automatic technology
- Dimensions window: 100 x 60 mm
- Shade: 9/13
- 0,08 ms
- Adjustable sensitivity
- Adjustable delay
- 450 g

**REF 111TP5103**

- Helmet – external window
- Dimensions: 114 x 133 mm
- 10 pieces

**REF 111TP5102**

- Helmet – internal window
- Dimensions: 106 x 66 mm
- 10 pieces



## DIGITAL TYRE INFLATOR

### REF 111TP555 1949DGT

- Operating pressure: 0–11 bar (2.0–160 psi)
- 4 measurement units: psi/bar/kg per cm<sup>2</sup>/kPa
- Backlit LCD display
- Reset function
- Self-power off after 3 min
- Pressure release button
- Hose length: 530 mm
- Resolution: 0,05 bar
- ABS housing, protective rubber shell on gauge, shockproof
- Power supply: 2 AAA size 1,5 V batteries (included)



## PRESSURE GAUGE

### REF 111TP556

- Professional pressure gauge
- Operating pressure: 0,7–12 bar (10–174 psi)
- Analogue display
- Hose length: 1,5 m



Michelin-licensed








## ROUND SLINGS



REF	Length	Safe working load*	Colour	REF	Length	Safe working load*	Colour
<a href="#">111TP557</a>	1000 mm	1000 kg	Violet	<a href="#">111TP580</a>	2500 mm	5000 kg	Red
<a href="#">111TP558</a>	1500 mm	1000 kg	Violet	<a href="#">111TP581</a>	3000 mm	5000 kg	Red
<a href="#">111TP559</a>	2000 mm	1000 kg	Violet	<a href="#">111TP582</a>	4000 mm	5000 kg	Red
<a href="#">111TP560</a>	2500 mm	1000 kg	Violet	<a href="#">111TP583</a>	5000 mm	5000 kg	Red
<a href="#">111TP561</a>	3000 mm	1000 kg	Violet	<a href="#">111TP584</a>	3000 mm	8000 kg	Blue
<a href="#">111TP562</a>	4000 mm	1000 kg	Violet	<a href="#">111TP585</a>	4000 mm	8000 kg	Blue
<a href="#">111TP563</a>	5000 mm	1000 kg	Violet	<a href="#">111TP586</a>	5000 mm	8000 kg	Blue
<a href="#">111TP564</a>	1000 mm	2000 kg	Green	<a href="#">111TP587</a>	3000 mm	10000 kg	Orange
<a href="#">111TP565</a>	1500 mm	2000 kg	Green	<a href="#">111TP588</a>	4000 mm	10000 kg	Orange
<a href="#">111TP566</a>	2000 mm	2000 kg	Green	<a href="#">111TP589</a>	5000 mm	10000 kg	Orange
<a href="#">111TP567</a>	2500 mm	2000 kg	Green				
<a href="#">111TP568</a>	3000 mm	2000 kg	Green				
<a href="#">111TP569</a>	4000 mm	2000 kg	Green				
<a href="#">111TP570</a>	5000 mm	2000 kg	Green				
<a href="#">111TP571</a>	1000 mm	3000 kg	Yellow				
<a href="#">111TP572</a>	1500 mm	3000 kg	Yellow				
<a href="#">111TP573</a>	2000 mm	3000 kg	Yellow				
<a href="#">111TP574</a>	2500 mm	3000 kg	Yellow				
<a href="#">111TP575</a>	3000 mm	3000 kg	Yellow				
<a href="#">111TP576</a>	4000 mm	3000 kg	Yellow				
<a href="#">111TP578</a>	5000 mm	3000 kg	Yellow				
<a href="#">111TP579</a>	2000 mm	5000 kg	Red				

### \*Safe working load

Colour					
Violet	1000 kg	800 kg	2000 kg	1400 kg	1000 kg
Green	2000 kg	1600 kg	4000 kg	2800 kg	2000 kg
Yellow	3000 kg	2400 kg	6000 kg	4200 kg	3000 kg
Red	5000 kg	4000 kg	10000 kg	7000 kg	5000 kg
Blue	8000 kg	6400 kg	16000 kg	11200 kg	8000 kg
Orange	10000 kg	8000 kg	20000 kg	14000 kg	10000 kg

Other sizes upon request. Colour coded according to directive EN1492-2.

## POLYESTER LIFTING BELTS WITH FLAT FIXING EYES



Double polyester lifting belt, Teflon-treated with reinforced eyes

REF	Length	Width	Safe working load*	Colour
<a href="#">111TP590</a>	1000 mm	50 mm	1000 kg	Violet
<a href="#">111TP591</a>	2000 mm	50 mm	1000 kg	Violet
<a href="#">111TP592</a>	3000 mm	50 mm	1000 kg	Violet
<a href="#">111TP593</a>	4000 mm	50 mm	1000 kg	Violet
<a href="#">111TP594</a>	5000 mm	50 mm	1000 kg	Violet
<a href="#">111TP595</a>	6000 mm	50 mm	1000 kg	Violet
<a href="#">111TP596</a>	1000 mm	60 mm	2000 kg	Green
<a href="#">111TP597</a>	2000 mm	60 mm	2000 kg	Green
<a href="#">111TP598</a>	3000 mm	60 mm	2000 kg	Green
<a href="#">111TP599</a>	4000 mm	60 mm	2000 kg	Green
<a href="#">111TP600</a>	5000 mm	60 mm	2000 kg	Green
<a href="#">111TP601</a>	6000 mm	60 mm	2000 kg	Green
<a href="#">111TP602</a>	1000 mm	75 mm	3000 kg	Yellow
<a href="#">111TP603</a>	2000 mm	75 mm	3000 kg	Yellow
<a href="#">111TP604</a>	3000 mm	75 mm	3000 kg	Yellow
<a href="#">111TP605</a>	4000 mm	75 mm	3000 kg	Yellow
<a href="#">111TP606</a>	5000 mm	75 mm	3000 kg	Yellow
<a href="#">111TP607</a>	6000 mm	75 mm	3000 kg	Yellow
<a href="#">111TP608</a>	2000 mm	100 mm	4000 kg	Grey
<a href="#">111TP609</a>	3000 mm	100 mm	4000 kg	Grey
<a href="#">111TP610</a>	4000 mm	100 mm	4000 kg	Grey
<a href="#">111TP611</a>	5000 mm	100 mm	4000 kg	Grey
<a href="#">111TP612</a>	6000 mm	100 mm	4000 kg	Grey

\*Safe working load

Colour					
Violet	1000 kg	800 kg	2000 kg	1400 kg	1000 kg
Green	2000 kg	1600 kg	4000 kg	2800 kg	2000 kg
Yellow	3000 kg	2400 kg	6000 kg	4200 kg	3000 kg
Red	5000 kg	4000 kg	10000 kg	7000 kg	5000 kg
Blue	8000 kg	6400 kg	16000 kg	11200 kg	8000 kg
Orange	10000 kg	8000 kg	20000 kg	14000 kg	10000 kg

Other sizes upon request. Colour coded according to directive EN1492-1.

## RATCHET BINDERS

Fig	REF	Length	Capacity	SHF (daN)	STF (daN)
1	<a href="#">111TP613</a>	2500 mm	300 kg		
	<a href="#">111TP614</a>	3500 mm	300 kg		
	<a href="#">111TP615</a>	4500 mm	300 kg		
2	<a href="#">111TP616</a>	9000 mm	2500/5000 kg	50	350
	<a href="#">111TP617</a>	12000 mm	2500/5000 kg	50	350
3	<a href="#">111TP618</a>	5000 mm	400/800 kg	50	100
	<a href="#">111TP619</a>	5000 mm	750/1500 kg	50	100
	<a href="#">111TP620</a>	7000 mm	1000/2000 kg	50	150
	<a href="#">111TP621</a>	9000 mm	2000/4000 kg	50	320
	<a href="#">111TP622</a>	9000 mm	2500/5000 kg	50	350
	<a href="#">111TP623</a>	9000 mm	2500/5000 kg	50	500
	<a href="#">111TP624</a>	12000 mm	2500/5000 kg	50	350
	<a href="#">111TP625</a>	12000 mm	5000/10000 kg	50	500

1

2

3



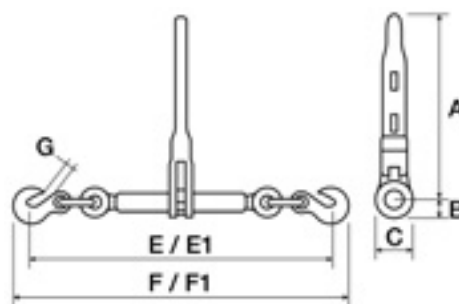
Manufactured following directive EN 12195-2

## CHAINS



REF	Dia	W1	W2	Pn	Working load limit	Strength
<a href="#">111TP626</a>	6 mm	7,8 mm	22,2 mm	18	1120 kg	45,2 kN
<a href="#">111TP627</a>	7 mm	9,1 mm	25,9 mm	21	1500 kg	61,6 kN
<a href="#">111TP628</a>	8 mm	10,4 mm	29,6 mm	24	2000 kg	80,4 kN
<a href="#">111TP629</a>	10 mm	13 mm	37 mm	30	3150 kg	126 kN
<a href="#">111TP630</a>	13 mm	16,9 mm	48,1 mm	39	5300 kg	212 kN
<a href="#">111TP631</a>	16 mm	20,8 mm	59,2 mm	48	8000 kg	322 kN

## LOAD BINDERS



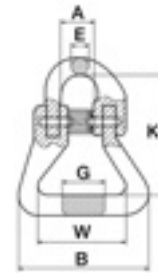
REF	Chain dia	LC/KN	Length	A	B	C	E	E1	F	F1	G	Weight
	mm			mm	mm	mm	mm	mm	mm	mm	mm	
<a href="#">111TP632</a>	8	40	341	353,57	33,02	66,04	575,06	778,26	641,1	844,3	12,95	4,76
<a href="#">111TP633</a>	10	63	354	353,57	33,02	66,04	612,9	816,1	686,82	890,02	14,99	5,85
<a href="#">111TP634</a>	13	106	354	353,57	33,02	66,04	671,83	875,03	763,78	966,98	18,8	6,53

## CONNECTING LINKS



REF	Workload	A	H	K	L	Weight
<a href="#">111TP635</a>	2000 kg	79,5 mm	8,5 mm	60,5 mm	79,5 mm	0,16 kg
<a href="#">111TP636</a>	3150 kg	93 mm	10,8 mm	68 mm	93 mm	0,3 kg
<a href="#">111TP637</a>	5300 kg	117 mm	15 mm	87 mm	117 mm	0,7 kg
<a href="#">111TP638</a>	8000 kg	148 mm	19,8 mm	108,4 mm	148 mm	1,3 kg

## CONNECTING LINKS



REF	Workload	A	B	E	G	K	W	Weight
<a href="#">111TP639</a>	2000 kg	20 mm	61,5 mm	9,5 mm	24 mm	63,7 mm	40 mm	0,3 kg
<a href="#">111TP640</a>	3150 kg	24 mm	66 mm	11 mm	30,5 mm	83 mm	40 mm	0,68 kg
<a href="#">111TP641</a>	5300 kg	28 mm	88 mm	16,5 mm	36,8 mm	93,7 mm	55 mm	1,47 kg
<a href="#">111TP642</a>	8000 kg	34,5 mm	108 mm	19,8 mm	45,2 mm	120 mm	65,5 mm	2,3 kg

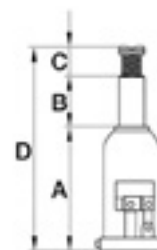
## EXTENSION CABLE – HEAVY-DUTY

### REF 111TP643

- Cable reel EN 61242
- Dimensions: 410 x 340 x 200 mm
- Dustproof, splash-proof sockets (IP54) 250 V, 16 A
- Thermal protection
- Unbreakable reel drum of injection moulded rubber
- Powder-coated tubular steel frame 18 x 1,5 mm
- Comfortable to use thanks to transverse handle and rotating crank handle
- Cable can't get stuck behind the coil
- Reel brake
- Earthing: standard
- Earth clips: IP54
- Length: 40 m
- Cores: 3 x 2,5 mm<sup>2</sup>
- Cable: neoprene H07RN-F
- Coiled up (max): 1800 W
- Unwinded (max): 3500 W
- Colour: black



## PORTABLE HYDRAULIC JACKS



### Characteristics:

- The base, cylinder and reservoir form a compact unit
- Absorbs the lateral force, generated by the tilt of the axle of the vehicle at the moment of lifting. As there is no contact between the piston and the cylinder, these cannot seize
- Suitable for horizontal and vertical use
- Repair kits available for all models



REF	Capacity	A	B	C	D	Weight	REF repair kit
<a href="#">111TP644</a>	2 tonne	160 mm	100 mm	50 mm	310 mm	3,6 kg	<a href="#">111TP660</a>
<a href="#">111TP645</a>	3 tonne	168 mm	105 mm	65 mm	338 mm	3,9 kg	<a href="#">111TP661</a>
<a href="#">111TP646</a>	3 tonne	210 mm	150 mm	65 mm	425 mm	4,2 kg	<a href="#">111TP662</a>
<a href="#">111TP647</a>	5 tonne	212 mm	150 mm	75 mm	437 mm	5 kg	<a href="#">111TP663</a>
<a href="#">111TP648</a>	8 tonne	219 mm	150 mm	75 mm	444 mm	5,9 kg	<a href="#">111TP664</a>
<a href="#">111TP649</a>	10 tonne	219 mm	150 mm	75 mm	444 mm	6,5 kg	<a href="#">111TP665</a>
<a href="#">111TP650</a>	10 tonne	131 mm	62 mm	30 mm	223 mm	6,5 kg	<a href="#">111TP665</a>
<a href="#">111TP651</a>	12 tonne	226 mm	150 mm	75 mm	451 mm	8 kg	<a href="#">111TP666</a>
<a href="#">111TP652</a>	15 tonne	228 mm	150 mm	75 mm	453 mm	9 kg	<a href="#">111TP667</a>
<a href="#">111TP653</a>	20 tonne	234 mm	150 mm	75 mm	459 mm	12,1 kg	<a href="#">111TP668</a>
<a href="#">111TP654</a>	25 tonne	240 mm	150 mm	75 mm	465 mm	15 kg	<a href="#">111TP669</a>
<a href="#">111TP655</a>	30 tonne	242 mm	150 mm	75 mm	467 mm	15,5 kg	<a href="#">111TP670</a>
<a href="#">111TP656</a>	40 tonne	246 mm	150 mm		396 mm	23,5 kg	<a href="#">111TP671</a>
<a href="#">111TP657</a>	50 tonne	252 mm	150 mm		402 mm	28,5 kg	
<a href="#">111TP658</a>	50 tonne	270 mm	150 mm		420 mm	40 kg	<a href="#">111TP672</a>
<a href="#">111TP659</a>	100 tonne	300 mm	150 mm		450 mm	87 kg	<a href="#">111TP673</a>

## MOBILE HYDRAULIC JACKS



### Characteristics:

- All models are equipped with a quick-lifting pedal
- Models under 6 tonne are equipped with wheels of polyamide: facilitates moving, no damage to the bottom of the workplace, no oxidation and noiseless
- 15 and 20 tonne: models with 3 wheels

REF	Capacity	A	B	C	D	E	F	G	H	Weight	REF repair kit
	tonne	mm	mm	mm	mm	mm	mm	mm	mm	kg	
<a href="#">111TP674</a>	1,5	110	665	165	775	1250	2180	360	360	60,5	<a href="#">111TP685</a>
<a href="#">111TP675</a>	2	120	370	165	490	590	1255	345	275	30	<a href="#">111TP686</a>
<a href="#">111TP676</a>	2	75	390	135	465	880	1810	360	260	32	<a href="#">111TP687</a>
<a href="#">111TP677</a>	2	48	455	135	520	920	1850	360	260	43	<a href="#">111TP688</a>
<a href="#">111TP678</a>	3	140	385	185	525	1150	2080	360	260	50	<a href="#">111TP689</a>
<a href="#">111TP679</a>	3	145	380	190	525	1220	2215	350	250	52	<a href="#">111TP688</a>
<a href="#">111TP680</a>	6	195	380	220	475	1300	2300	425	300	82	<a href="#">111TP690</a>
<a href="#">111TP681</a>	10	195	380	260	575	1600	2600	425	345	111,5	<a href="#">111TP691</a>
<a href="#">111TP682</a>	12	195	380	260	575	1600	2600	425	350	130,5	<a href="#">111TP692</a>
<a href="#">111TP683</a>	15	180	395	255	575	1845	2845	360	220	160	<a href="#">111TP693</a>
<a href="#">111TP684</a>	20	205	380	300	585	1845	2845	410	270	257	<a href="#">111TP694</a>

## JACK STANDS

**REF 111TP695**

- Capacity: 3 tonne
- Min height: 300 mm
- Max height: 430 mm

**REF 111TP696**

- Capacity: 6 tonne
- Min height: 375 mm
- Max height: 570 mm



Supplied in pairs

## JACK STANDS

**REF 111TP697**

- Capacity: 12 tonne
- Min height: 460 mm
- Max height: 715 mm



Supplied in pairs

## JACK STAND

**REF 111TP698**

- Capacity: 16 tonne
- Min height: 580 mm
- Max height: 1000 mm



## JACK STAND

**REF 111TP699**

- Capacity: 20 tonne
- Min height: 420 mm
- Max height: 680 mm



## HAND PRESS



### REF 111TP1133

- This press is mobile
- Possibility to press near the machine itself, so no need to remove the hose
- Ideal to use on-site
- Die sets 16–14 to 16–31 included (6 sets in total)

### Technical specifications:

- Max hose size: 1" 4 SP
- Crimping force: 1100 kN
- Max crimping diameter: 49 mm
- Max opening: die diameter + 10 mm
- Control: micrometer
- Master dies opening/length: 85/66 mm
- Crimping range: 8–49 mm
- Weight: 29 kg
- Dimensions (L x W x H): 285 x 210 x 340 mm

### Standard die sets:

Size	Range	Length
25-08	8–11 mm	40 mm
25-11	11–14 mm	40 mm
25-14	14–17 mm	40 mm
25-17	17–20 mm	40 mm
25-20	20–23 mm	45 mm
25-23	23–26 mm	50 mm
25-26	26–31 mm	50 mm
25-31	31–34 mm	55 mm
25-34	34–39 mm	60 mm
25-39	39–49 mm	60 mm

## CUTTING MACHINE



### REF 111TP1134

Mobile cutting machine for flexible hoses up to 1"–4" wires.

### Use:

New model, particularly suitable for cutting flexible hoses, electrical cables, metal- and plastic-covered hoses ... one by one or in small batches. Easily transportable, the only power supply required is a simple 220 V single-phase 10 A socket. This model is ideal for on-site work.

### Technical specifications:

- Maximum cutting diameter: 50 mm
- Bevelled cutting blade: Ø 200 x 1,6 x 30 mm
- Dimensions (H x W x L): 530 x 430 x 550 mm
- Weight: 17 kg
- Bench mode
- Manual control
- Single lever to bend and cut hoses
- 2,1 kW – 230 V – 50 Hz single-phase electric motor with hold-to-run control



## PRESSURE GAUGES FOR OIL

- Connection 1/4" BSP
- Case: Ø 63 mm
- Stainless steel
- Filled with glycerine

REF	Bar	PSI
<a href="#">111TP1135</a>	0–1	0–15
<a href="#">111TP1136</a>	0–2,5	0–35
<a href="#">111TP1137</a>	-1–3	-1–40
<a href="#">111TP1138</a>	0–4	0–60
<a href="#">111TP1139</a>	0–6	0–80
<a href="#">111TP1140</a>	0–10	0–150
<a href="#">111TP1141</a>	0–16	0–230
<a href="#">111TP1142</a>	0–1,6	0–23
<a href="#">111TP1143</a>	0–25	0–350
<a href="#">111TP1144</a>	0–40	0–600
<a href="#">111TP1145</a>	0–60	0–800
<a href="#">111TP1146</a>	0–100	0–1500
<a href="#">111TP1147</a>	0–160	0–2300
<a href="#">111TP1148</a>	0–250	0–3500
<a href="#">111TP1149</a>	0–400	0–6000
<a href="#">111TP1150</a>	0–600	0–8000



## PRESSURE GAUGES FOR OIL

- Connection 1/4" BSP
- Case: Ø 63 mm
- Stainless steel
- Filled with glycerine
- Connection on the back side

REF	Bar	PSI
<a href="#">111TP1151</a>	-1–3	-1–40
<a href="#">111TP1152</a>	0–6	0–80
<a href="#">111TP1153</a>	0–10	0–150
<a href="#">111TP1154</a>	0–16	0–230
<a href="#">111TP1155</a>	0–25	0–250
<a href="#">111TP1156</a>	0–60	0–800
<a href="#">111TP1157</a>	0–100	0–1500
<a href="#">111TP1158</a>	0–160	0–2300
<a href="#">111TP1159</a>	0–250	0–3500
<a href="#">111TP1160</a>	0–400	0–6000



## MEASURES

- REF [111TP706](#) – 2 l  
 REF [111TP707](#) – 3 l  
 REF [111TP708](#) – 5 l
- Polyethylene
  - Oil-, acid- & fuel-resistant
  - With flexible spout



## FILLING CANS

- REF [111TP709](#) – 1 l  
 REF [111TP710](#) – 2 l  
 REF [111TP711](#) – 5 l
- Polyethylene
  - Oil- & fuel-resistant
  - Flexible discharge spout
  - With protecting cover & discharge spout end-cap
  - See-through body for visual measurement



## POLYETHYLENE FUNNELS

REF	Diameter	Capacity
<a href="#">111TP712</a>	50 mm	0,05 l
<a href="#">111TP713</a>	75 mm	0,09 l
<a href="#">111TP714</a>	100 mm	0,25 l
<a href="#">111TP715</a>	120 mm	0,27 l
<a href="#">111TP716</a>	150 mm	0,7 l
<a href="#">111TP717</a>	200 mm	2,9 l
<a href="#">111TP718</a>	250 mm	3,2 l
<a href="#">111TP719</a>	350 mm	10 l



- Oil-, acid- & fuel-resistant
- With straight spout



## TIN FUNNELS

- REF [111TP720](#)
- Capacity: 1,3 l
  - Diameter: 160 mm
- REF [111TP721](#)
- Capacity: 3,2 l
  - Diameter: 200 mm

- With removable brass strainer
- High overflow rim functions as splash guard



## FLEXIBLE DRAINING TOOL

### REF 111TP722


- For draining & pouring of liquids in applications where rigid funnels are too big
- Bends, molds & holds any shape
- Leakproof
- As versatile in dry as in wet applications
- Store flat or roll up to take along in your toolbox or glove compartment
- 100% aluminium permanently sealed inside of a heavy coating of flexible nitrile rubber
- Dimensions: 370 x 165 mm
- Bend sides to create a small parts tray, scoop & much more
- Works in temperatures from -34 °C to 218 °C

### REF 111TP723

Dimensions: 370 x 170 mm

### REF 111TP724

Dimensions: 410 x 200 mm



## JUMP LEADS

REF	Amp	Diameter	Length
<a href="#">111TP1017</a>	120 A	16 mm <sup>2</sup>	2500 mm
<a href="#">111TP1005</a>	250 A	10 mm <sup>2</sup>	2500 mm
<a href="#">111TP1006</a>	350 A	16 mm <sup>2</sup>	3000 mm
<a href="#">111TP5105</a>	700 A	35 mm <sup>2</sup>	3500 mm
<a href="#">111TP1020</a>	1000 A	50 mm <sup>2</sup>	5000 mm



## BOOSTER CABLES WITH INSULATED TERMINALS

REF	Amp	Diameter	Length
<a href="#">111TP1003</a>	150 A	10 mm <sup>2</sup>	2500 mm
<a href="#">111TP1012</a>	200 A	10 mm <sup>2</sup>	2800 mm
<a href="#">111TP1004</a>	220 A	16 mm <sup>2</sup>	3000 mm
<a href="#">111TP1013</a>	400 A	16 mm <sup>2</sup>	3000 mm
<a href="#">111TP1014</a>	400 A	25 mm <sup>2</sup>	3500 mm
<a href="#">111TP1015</a>	400 A	35 mm <sup>2</sup>	4500 mm



## CROCODILE CLIPS

REF	Amp	Colour
<a href="#">111TP1021</a>	60 A	Red
<a href="#">111TP1022</a>	120 A	Red
<a href="#">111TP1023</a>	250 A	Red
<a href="#">111TP1024</a>	350 A	Red
<a href="#">111TP1025</a>	350 A	Red*
<a href="#">111TP1026</a>	500 A	Red*
<a href="#">111TP1027</a>	600 A	Red
<a href="#">111TP1028</a>	600 A	Red*
<a href="#">111TP1029</a>	60 A	Black
<a href="#">111TP1030</a>	120 A	Black
<a href="#">111TP1031</a>	250 A	Black
<a href="#">111TP1032</a>	350 A	Black
<a href="#">111TP1033</a>	350 A	Black*
<a href="#">111TP1034</a>	500 A	Black*
<a href="#">111TP1035</a>	600 A	Black
<a href="#">111TP1036</a>	600 A	Black*



\* Fully insulated

## BATTERY CABLES

- Rated voltage  $U_0/U$  100/100 V
- Tested in conformity with DIN VDE0472
- Extra flexible



Sold per metre				Sold per 25 metres			
REF	Black	REF	Orange	REF	Black	REF	Orange
<a href="#">111TP1037</a>	10 mm <sup>2</sup>	<a href="#">111TP1044</a>	10 mm <sup>2</sup>	<a href="#">111TP1051</a>	10 mm <sup>2</sup>	<a href="#">111TP1057</a>	10 mm <sup>2</sup>
<a href="#">111TP1038</a>	16 mm <sup>2</sup>	<a href="#">111TP1045</a>	16 mm <sup>2</sup>	<a href="#">111TP1052</a>	16 mm <sup>2</sup>	<a href="#">111TP1058</a>	16 mm <sup>2</sup>
<a href="#">111TP1039</a>	25 mm <sup>2</sup>	<a href="#">111TP1046</a>	25 mm <sup>2</sup>	<a href="#">111TP1053</a>	25 mm <sup>2</sup>	<a href="#">111TP1059</a>	25 mm <sup>2</sup>
<a href="#">111TP1040</a>	35 mm <sup>2</sup>	<a href="#">111TP1047</a>	35 mm <sup>2</sup>	<a href="#">111TP1054</a>	35 mm <sup>2</sup>	<a href="#">111TP1060</a>	35 mm <sup>2</sup>
<a href="#">111TP1041</a>	50 mm <sup>2</sup>	<a href="#">111TP1048</a>	50 mm <sup>2</sup>	<a href="#">111TP1055</a>	50 mm <sup>2</sup>	<a href="#">111TP1061</a>	50 mm <sup>2</sup>
<a href="#">111TP1042</a>	70 mm <sup>2</sup>	<a href="#">111TP1049</a>	70 mm <sup>2</sup>	<a href="#">111TP1056</a>	70 mm <sup>2</sup>	<a href="#">111TP1062</a>	70 mm <sup>2</sup>
<a href="#">111TP1043</a>	95 mm <sup>2</sup>	<a href="#">111TP1050</a>	95 mm <sup>2</sup>				

Number of cores cross-sectional	Overall diameter		Nominal cross section	Loading current in Amp for the following duty cycles			
	min	max		100%	85%	60%	30%
10 mm <sup>2</sup>	7,7 mm	9,7 mm	16 mm <sup>2</sup>	135 A	145 A	175 A	245 A
16 mm <sup>2</sup>	8,8 mm	11 mm	25 mm <sup>2</sup>	180 A	195 A	230 A	330 A
25 mm <sup>2</sup>	10,1 mm	12,7 mm	35 mm <sup>2</sup>	225 A	245 A	290 A	410 A
35 mm <sup>2</sup>	11,4 mm	14,2 mm	50 mm <sup>2</sup>	285 A	310 A	370 A	520 A
50 mm <sup>2</sup>	13,2 mm	16,5 mm	70 mm <sup>2</sup>	355 A	385 A	460 A	650 A
70 mm <sup>2</sup>	15,3 mm	19,2 mm	95 mm <sup>2</sup>	430 A	470 A	560 A	790 A
95 mm <sup>2</sup>	17,1 mm	21,4 mm					

For more cables and accessories, see our Batteries, chargers & accessories catalogue (REF 25564923)

## TWINFLEX CABLE RED AND BLACK

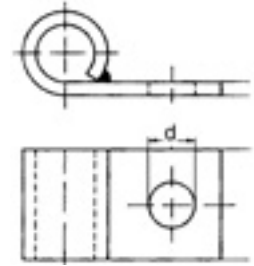
Extra flexible

REF per metre	REF per 25 metres	Width
<a href="#">111TP1063</a>	<a href="#">111TP1069</a>	2 x 6 mm <sup>2</sup>
<a href="#">111TP1064</a>	<a href="#">111TP1070</a>	2 x 10 mm <sup>2</sup>
<a href="#">111TP1065</a>	<a href="#">111TP1071</a>	2 x 16 mm <sup>2</sup>
<a href="#">111TP1066</a>	<a href="#">111TP1072</a>	2 x 25 mm <sup>2</sup>
<a href="#">111TP1067</a>	<a href="#">111TP1073</a>	2 x 35 mm <sup>2</sup>
<a href="#">111TP1068</a>	<a href="#">111TP1074</a>	2 x 50 mm <sup>2</sup>



## FLAG TERMINALS

REF/piece	Section	Dia d
<a href="#"><u>111TP1075</u></a>		6 mm
<a href="#"><u>111TP1076</u></a>	25 mm <sup>2</sup>	8 mm
<a href="#"><u>111TP1077</u></a>		12 mm
<a href="#"><u>111TP1078</u></a>		8 mm
<a href="#"><u>111TP1079</u></a>	35 mm <sup>2</sup>	10 mm
<a href="#"><u>111TP1080</u></a>		12 mm
<a href="#"><u>111TP1081</u></a>		8 mm
<a href="#"><u>111TP1082</u></a>	50 mm <sup>2</sup>	10 mm
<a href="#"><u>111TP1083</u></a>		12 mm
<a href="#"><u>111TP1084</u></a>		8 mm
<a href="#"><u>111TP1085</u></a>	70 mm <sup>2</sup>	10 mm
<a href="#"><u>111TP1086</u></a>		12 mm



## BUTT SPLICES

REF/piece	Section
<a href="#"><u>111TP1087</u></a>	10 mm <sup>2</sup>
<a href="#"><u>111TP1088</u></a>	16 mm <sup>2</sup>
<a href="#"><u>111TP1089</u></a>	25 mm <sup>2</sup>
<a href="#"><u>111TP1090</u></a>	35 mm <sup>2</sup>
<a href="#"><u>111TP1091</u></a>	50 mm <sup>2</sup>
<a href="#"><u>111TP1092</u></a>	70 mm <sup>2</sup>
<a href="#"><u>111TP1093</u></a>	95 mm <sup>2</sup>



## MANUAL MECHANICAL PRESS WITH DIE SETS



### REF 111TP1094

- Wire size: 6 to 50 mm<sup>2</sup>
- Length: ± 390 mm



### REF 111TP1095

- Wire size: 10 to 120 mm<sup>2</sup>
- Length: ± 650 mm

## MANUAL MECHANICAL PRESS TYPE A



### REF 111TP1096

- Supplied without dies
- Swivelling head to 360°
- Force: 60 kN
- Interchangeable dies
- Length: 600/850 mm
- Two telescopic handles



REF 111TP5094

## MANUAL HYDRAULIC PRESS TYPE A



### REF 111TP1097

- Supplied without dies
- Swivelling head to 180°
- Force: 60 kN
- Double piston for fast crimping
- Pressure relief valve
- Length: 490 mm



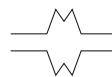
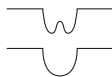
REF 111TP5094

## DIE SETS FOR PRESS TYPE A



For use with cable terminals

REF	Wire size
<a href="#">111TP1098</a>	10 mm <sup>2</sup>
<a href="#">111TP1099</a>	16 mm <sup>2</sup>
<a href="#">111TP1100</a>	25 mm <sup>2</sup>
<a href="#">111TP1101</a>	35 mm <sup>2</sup>
<a href="#">111TP1102</a>	50 mm <sup>2</sup>
<a href="#">111TP1103</a>	70 mm <sup>2</sup>
<a href="#">111TP1104</a>	95 mm <sup>2</sup>



For use with battery connector contacts

REF	Wire size
<a href="#">111TP1105</a>	10 mm <sup>2</sup>
<a href="#">111TP1106</a>	16 mm <sup>2</sup>
<a href="#">111TP1107</a>	25 mm <sup>2</sup>
<a href="#">111TP1108</a>	35 mm <sup>2</sup>
<a href="#">111TP1109</a>	50 mm <sup>2</sup>
<a href="#">111TP1110</a>	70 mm <sup>2</sup>
<a href="#">111TP1111</a>	95 mm <sup>2</sup>
<a href="#">111TP1112</a>	AWG 6
<a href="#">111TP1108</a>	AWG 1/0
<a href="#">111TP1113</a>	AWG 2/0
<a href="#">111TP1114</a>	AWG 3/0

## DC/DC CONVERTERS FOR UNIVERSAL APPLICATIONS

### 24-12 V converters

REF	Dimensions W x H x L	Input voltage	Output voltage	Output current	Output power
<a href="#"><u>111TP1115</u></a>	102 x 51 x 80 mm	24 V DC	12 V DC	5 A	60 W
<a href="#"><u>111TP1116</u></a>	102 x 51 x 150 mm	24 V DC	12 V DC	20 A	240 W
<a href="#"><u>111TP1117</u></a>		24 V DC	12 V DC	30 A	360 W





## DC/AC CONVERTERS WITH 12–24 V INPUT



CURTIS

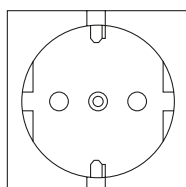
### Technical specifications

<ul style="list-style-type: none"> <li>• Output voltage: 230 V AC 50 Hz</li> <li>• Modified sine wave</li> <li>• With ON/OFF-switch and LED-indicator</li> <li>• Input protection:                             <ul style="list-style-type: none"> <li>– Over- and undervoltage</li> <li>– Low battery alarm and shutdown</li> </ul> </li> <li>• Output protection:                             <ul style="list-style-type: none"> <li>– Short circuit</li> <li>– Overload</li> <li>– Overheating</li> </ul> </li> </ul>		<b>12 V DC</b>	<b>24 V DC</b>
	Input voltage range	10,5–15 V	20,5–29,8 V
	Low voltage shutdown at	< 9,8 V	< 19,8 V
	High voltage shutdown at	> 15,6 V	> 30,1 V

REF	Dimensions L x W x H	Input voltage	Max continuous power	Surge capacity	
<a href="#"><u>111TP1118</u></a>	85 x 75 x 43 mm	12 V DC	150 W	300 W	
<a href="#"><u>111TP1119</u></a>	150 x 102 x 55,5 mm	12 V DC	300 W	600 W	
<a href="#"><u>111TP1120</u></a>		24 V DC			
<a href="#"><u>111TP1121</u></a>	200 x 102 x 55,5 mm	12 V DC	500 W	1000 W	
<a href="#"><u>111TP1122</u></a>		24 V DC			
<a href="#"><u>111TP1123</u></a>	262 x 154 x 72 mm	12 V DC	800 W	1600 W	
<a href="#"><u>111TP1124</u></a>		24 V DC			
<a href="#"><u>111TP1125</u></a>	205 x 146 x 60 mm	12 V DC	1000 W	2000 W	
<a href="#"><u>111TP1126</u></a>		24 V DC			
<a href="#"><u>111TP1127</u></a>	250 x 146 x 60 mm	12 V DC	1500 W	3000 W	
<a href="#"><u>111TP1128</u></a>		24 V DC			
<a href="#"><u>111TP1129</u></a>	395 x 180 x 75 mm	12 V DC	2000 W	4000 W	
<a href="#"><u>111TP1130</u></a>		24 V DC			
<a href="#"><u>111TP1131</u></a>	395 x 180 x 140 mm	12 V DC	3000 W	6000 W	
<a href="#"><u>111TP1132</u></a>		24 V DC			

### Accessory

All our DC/AC-converters are supplied with an output plug European type.



For other outputs, our universal adapter can be used.

**REF 111TP5104**

For use in UK, USA, Denmark, Switzerland, Middle East, South America, Russia, Germany, Egypt, Italy, Australia and Taiwan.



## LABELS & DECALS CATALOGUE

## SPRAYMASTER



### REF 111TP1164

- Keep your hands clean by using this specific tool
- Only for spray cans of 400 and 500 ml
- Aerosol not included

## COLOUR SPRAY



### REF 111TP1165

- Yellow
- 400 ml
- Used for Jungheinrich, Fenwick

## COLOUR SPRAY



### REF 111TP1166

- White
- 400 ml
- Used for Clark, TCM, Bobcat, Lansing

## COLOUR SPRAY



### REF 111TP1167

- Grey
- 400 ml
- Used for Linde, Fenwick, Lansing

## COLOUR SPRAY



### REF 111TP1168

- Red
- 400 ml
- Used for Linde, Fenwick, Lansing after 1979

## COLOUR SPRAY



### REF 111TP1169

- Red
- 400 ml
- Used for BT

## COLOUR SPRAY



### REF 111TP1170

- Black (matt)
- 400 ml
- Used for Daewoo, Clark, Hyster

## COLOUR SPRAY



### REF 111TP1171

- Yellow
- 400 ml
- Used for Daewoo, Caterpillar, Mitsubishi

## COLOUR SPRAY



### REF 111TP1172

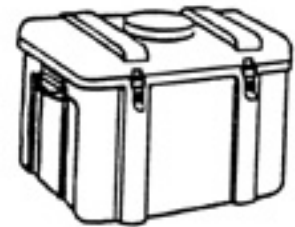
- Red
- 400 ml
- Used for Linde after 1979

## SOLID WATERPROOF BOXES IN HIGH-DENSITY POLYETHYLENE



**REF 111TP1173**

- Carrying strap and tool box
- Handles and fasteners in galvanized steel
- External dimensions (L x W x H): 500 x 320 x 330 mm
- 50 l



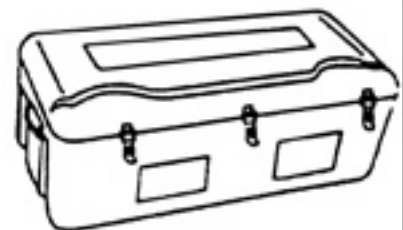
**REF 111TP1174**

- Handles and fasteners in galvanized steel
- External dimensions (L x W x H): 680 x 400 x 440 mm
- 120 l



**REF 111TP1175**

- Handles and fasteners in galvanized steel
- External dimensions (L x W x H): 850 x 500 x 420 mm
- 180 l



**REF 111TP1176**

- Handles and fasteners in galvanized steel
- External dimensions (L x W x H): 1100 x 500 x 410 mm
- 240 l